

City of Urbana
Building Safety Division



2007 Annual Report



DEPARTMENT OF COMMUNITY DEVELOPMENT SERVICES

Building Safety Division

M e m o r a n d u m

TO: Elizabeth H. Tyler, AICP, Director

FROM: Gordon Skinner, Division Manager

DATE: April 15, 2008

**SUBJECT: 2007 ANNUAL REPORT, CITY OF URBANA,
BUILDING SAFETY DIVISION**

2007 was very busy and productive year for the Building Safety Division. The following report describes the division's activity for the previous year. This information is presented in terms of number of permits, number of inspections and revenues generated by permit type. Revenue from the newly established rental registration program is reported. Also, included is time series information dating back to 2003. A report from the Housing Division is also included.

Total Building Safety revenue from all sources in 2007 was \$838,594. This amount is the highest ever generated by Building Safety and includes revenue from rental registration for the first time. The rental registration amount was \$275,861, which was collected during two separate billings. The initial billing during March 2007 was \$112,588 and the billing in November 2007 for this current year was \$163,388. The non-rental registration amount of \$534,388 was the third highest in the last five years and an increase over the \$485,283 collected in 2006. During the last five years Building Safety has collected a total of \$2,870,982, with an average of \$574,196 per year.

The total number of permits issued by the division in 2007 was 2,069. The average number of permits issued for the last five years was 2,260 and building activity has remained fairly steady over the last five years. Although revenue has fluctuated more due to the influence of large projects with high construction costs during certain years, a high level of building activity in the city has remained constant during the past five years.

The total number of inspections performed by the division in 2007 was 3,957. The average number of inspections for the last five years was 4,561. Inspection activity remains very busy, providing service to permit holders, contractors, and home owners.

In 2007, the Building Safety Division oversaw several larger on-going construction projects in Urbana, including Gregory Place Phase 2, The Pointe at the University of Illinois (at the former K-Mart site), the Pines at Stone Creek Commons shopping center including Busey Bank and Monicals Pizza, the Meijer's development, Carle's new clinic on Windsor, Christie's new clinic on Windsor, and Gateway Shop at Five Points West.

In 2008, the Division looks forward to another busy year for construction. Meijers, Carle, Christie, and Gregory Place II will be completed this year. Activity will start on the Stratum on University (160 Apartments), the U of I Gateway building at Lincoln and University, Family Dollar on Philo, new apartments in Town and Country and Eastland Suite Apartments. We also anticipate numerous other projects starting, including Milo's relocation, Common Ground relocation to Lincoln Square, and site work for Menards. Activity will be very high for Building Safety Staff in 2008.

After staff revision and public hearings the City Council and Mayor approved the adoption of the new model codes effective March 15, 2007. Education and acceptance have done well in the building community. The city has purchased the rights for the Property Maintenance Code to be displayed on the city web site. Building Safety Staff has incorporated the adopting ordinance and the code so that it is now available on line.

Building Safety Division along with the Finance Department instituted the new rental housing registration program on January 16, 2007. The initial billing was for 2/15/07-10/14/07 (8 months). Total collected was \$112,588. The billing period 10/15/07-10/14/08 collected \$163,272 through February. Building Safety handled numerous telephone and personal contacts during this time to educate and coordinate compliance. Housing inspectors completed field inspections to verify if dwellings were rental and forwarded delinquents to Finance for referral to our Legal Department. An 18-month review and report on the rental registration program is to be conducted starting in July, 2008.

Housing inspection activity for 2007 is also included in this report. In January 2007, a new Housing Inspector was hired which brings the total Housing Inspector staff to two.

Systematic inspections of multi-family residences were on-going and systematic inspection of single-family and duplex rentals was initiated in August. During 2007, a total of 1,289 multi-family dwellings contained in 125 buildings were inspected. That is an increase over 2006 from 704 dwelling units in 68 buildings. 74 single-family and duplexes were inspected beginning in August.

Our office received 50 tenant complaints this year, four more than last year. Several were vacated until repairs were made; the other complaints were resolved in a timely fashion.

The five year cycle of inspections of Carle properties was completed in accordance with the Carle/City agreement. Carle currently has 44 properties containing 48 dwelling

units. Other important programs were also completed by the Housing inspector staff, such as certified housing, mobile home parks, fire department follow-ups and Grants Management program inspections.

Building Safety Division support staff has worked very hard to keep up with permit activities and the additional work associated with the rental registration program. Our 1/2 time clerk has been increased to 3/4 time to give the Building Safety Division valuable help for our additional workload.

*****ATTENTION*****

THE BUILDING SAFETY DIVISION IS NOW UNDER
THE 2003 MODEL CODES ADOPTING ORDINANCE
EFFECTIVE MARCH 15, 2007

Codes and Ordinances

Affecting the Construction or Renovation of
Structures within the City of Urbana

Zoning and Site Requirements

[Urbana Zoning Ordinance](#)

Handicapped Requirements

State of Illinois, Illinois Accessibility Code
(Effective 4/27/97), AKA 71 Illinois
Administrative Code, Chapter 1, Section 400,
Subchapter b (Available through Capital
Development Board-Springfield 217/782-2864)

ADA Requirements

Contact the U.S. Department of Justice, Office
on Americans with Disabilities Act, Washington,
DC 20530 (202/514-0301)

Effective March 15, 2007, the following codes have been adopted. The [2003 Model Codes Adopting Ordinance](#) contains all relevant local changes to these model codes. This Adopting Ordinance is available for purchase for \$7.50 at the City Clerk's Office at 400 S. Vine, Urbana.

Building, Fire, and Flood Safety Codes

[Chapter 5, Urbana City Code](#)

Building Code Requirements

The 2003 International Building Code and/or the
2003 International Residential Code

Electrical Code Requirements

The 2002 National Electrical Code

Mechanical Code Requirements

The 2003 International Mechanical Code

Plumbing Code Requirements

The 2003 International Plumbing Code in
conjunction with the current Illinois State
Plumbing Code

Fire Protection Requirements

The 2003 International Fire Prevention Code

Property Maintenance Code Requirements

[The 2003 International Property Maintenance
Code with Modifications](#)

Community Development Services
Building Safety Division
400 S. Vine Street
Urbana, IL 61801
(217) 384-2443

2007

PERMIT

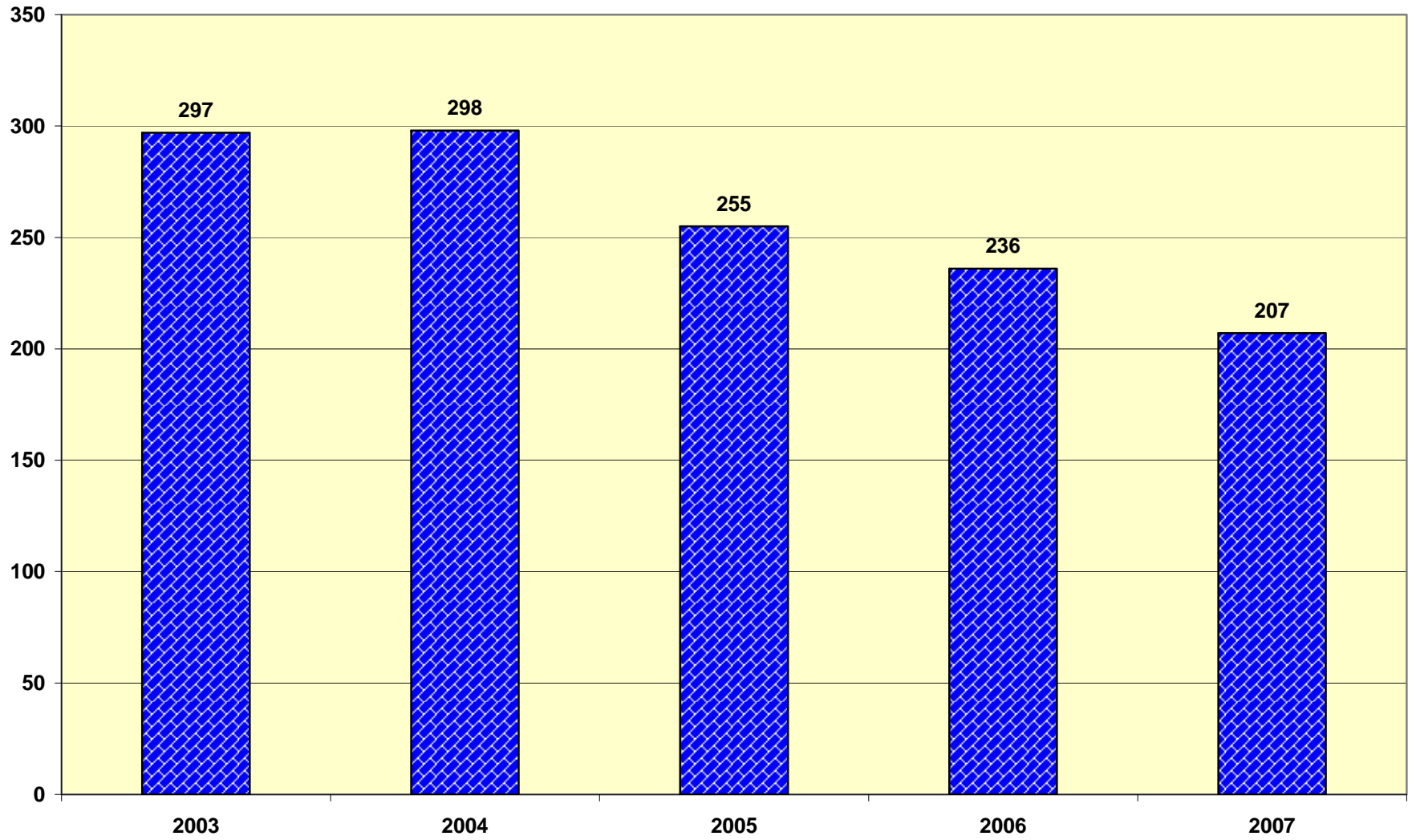
TOTALS

**BUILDING SAFETY DIVISION
COMMUNITY DEVELOPMENT SERVICES
YEAR 2007 TOTALS**

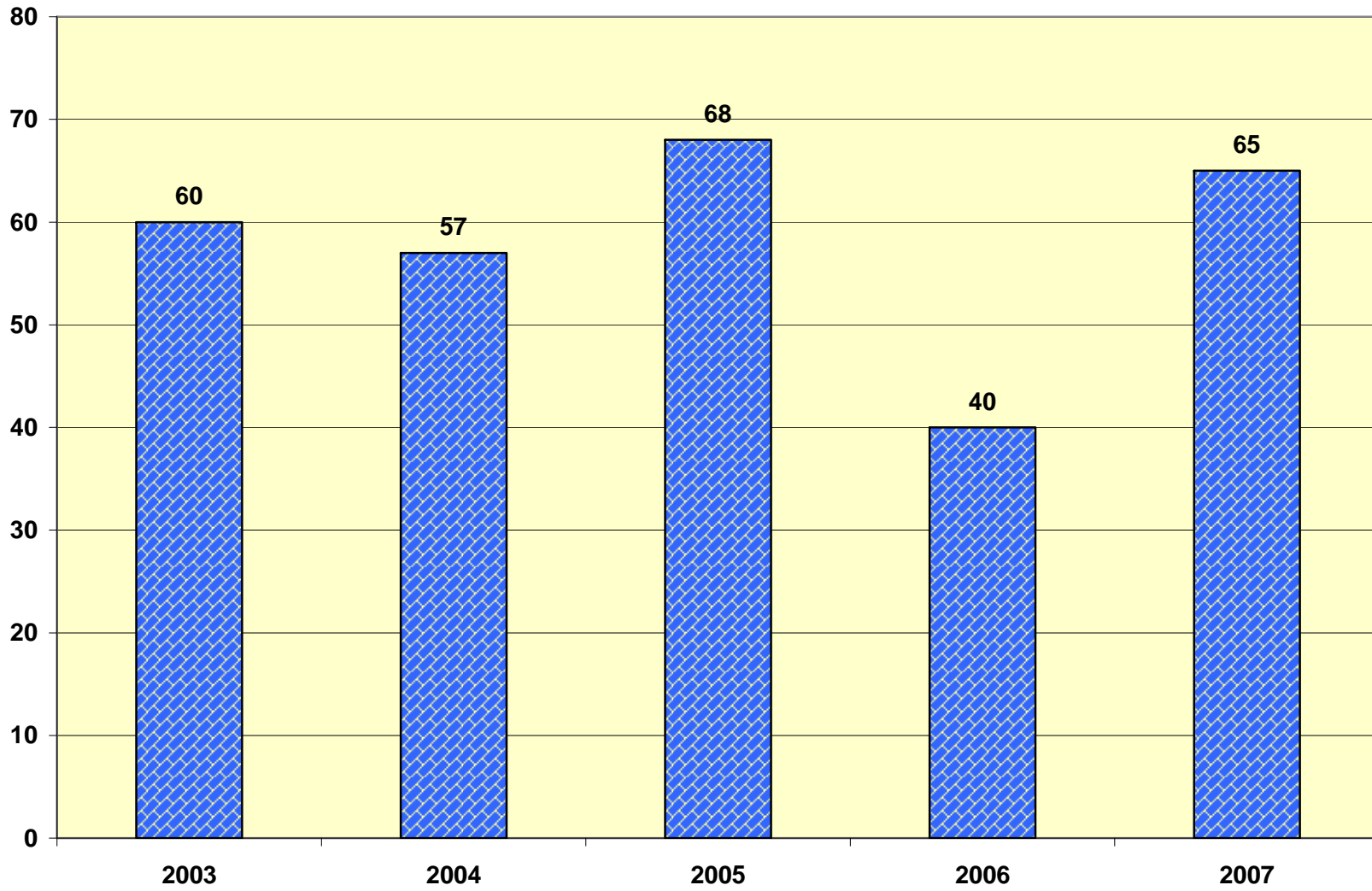
PERMITS, LICENSES, EXAMS		
Activity	Number Issued	Fees Collected
Building Permits	207	\$189,809.00
Plan Reviews	65	\$40,397.00
Utility Permits	218	\$11,414.00
Demolition Utility Permits	19	\$4,528.00
Sign Utility Permits	59	\$2,238.00
Plumbing Permits	511	\$85,706.00
HVAC Permits (Mech)	483	\$93,964.32
Electrical Permits	507	\$92,896.88
Temporary Certificates of Occupancy	22	\$1,960.00
Elevator Permits	142	\$7,100.00
Rental Registration	17405	\$275,861.30
Certified Housing Contract	1	\$21,244.50
Total Inspections for Year	3957	
Gordon ----	133	
Clay -----	11	
Corey -----	1602	
Steve -----	885	
Tim -----	1244	
Stephen	29	
Miscellaneous--	53	
Elect License-New	0	\$0.00
Elect License-Renew	81	\$10,225.00
Elect Non-Urbana Transferred License	10	\$1,250.00
TOTAL BUILDING PERMIT FEES-2007		\$520,953.20
TOTAL BUILDING PERMITS-2007	2069	
TOTAL TEMPORARY C OF O'S	22	\$1,960.00
TOTAL INSPECTIONS	3957	
TOTAL ELEVATOR PERMITS	142	\$7,100.00
TOTAL CERTIFIED HOUSING CONTRACT	1	\$21,244.50
TOTAL RENTAL REGISTRATION	17405	\$275,861.30
TOTAL ELECTRICAL LICENSES	91	11,475.00
GRAND TOTAL AMOUNT		\$838,594.00

PERMIT TOTALS FOR YEAR 2007													
	JAN	FEB	MARCH	APRIL	MAY	JUNE	JULY	AUG	SEPT	OCT	NOV	DEC	YEAR TO DATE
BUILDING PERMITS	11	14	21	18	19	22	21	23	11	16	23	8	207
UTILITY PERMITS	10	8	17	25	22	18	13	20	28	18	14	25	218
DEMOLITION PERMITS	1	2	0	0	0	3	1	6	2	2	0	2	19
SIGN PERMITS	6	8	3	5	7	7	8	0	2	4	7	2	59
PLUMBING PERMITS	48	36	43	43	58	49	41	47	30	39	44	33	511
MECHANICAL PERMITS	35	37	38	37	45	45	46	46	31	45	46	32	483
ELECTRICAL PERMITS	39	22	38	48	49	61	46	47	41	64	24	28	507
YEAR PERMIT TOTALS ONLY	150	127	160	176	200	205	176	189	145	188	158	130	2004
PLAN REVIEWS	5	5	7	2	3	9	8	9	2	6	8	1	65
TEMP C OF O'S	4	3	1	1	2	2	1	4	0	1	2	1	22
ELECTRICAL LICENSE RENEWALS	0	0	0	0	3	42	29	6	0	0	1	0	81
ELECT NON-URBANA TRANSFERRED LICENSE	4	1	0	1	2	2	0	0	0	0	0	0	10
ELECTRICAL LICENSE TOTALS	4	1	0	1	5	44	29	6	0	0	1	0	91
ELEVATOR PERMITS								142					142
RENTAL REGISTRATION (Includes Late Fees & Fines)	0	8692	0	0	0	0	0	0	0	8713	0	0	17,405
CERTIFIED HOUSING CONTRACT	0	1	0	0	0	0	0	0	0	0	0	0	1
YEAR TOTALS FOR THE MONTH-only includes group totals	163	136	168	180	210	260	214	208	147	195	169	132	2182
INSPECTION TOTALS	333	203	299	341	418	345	366	423	314	354	309	252	3957

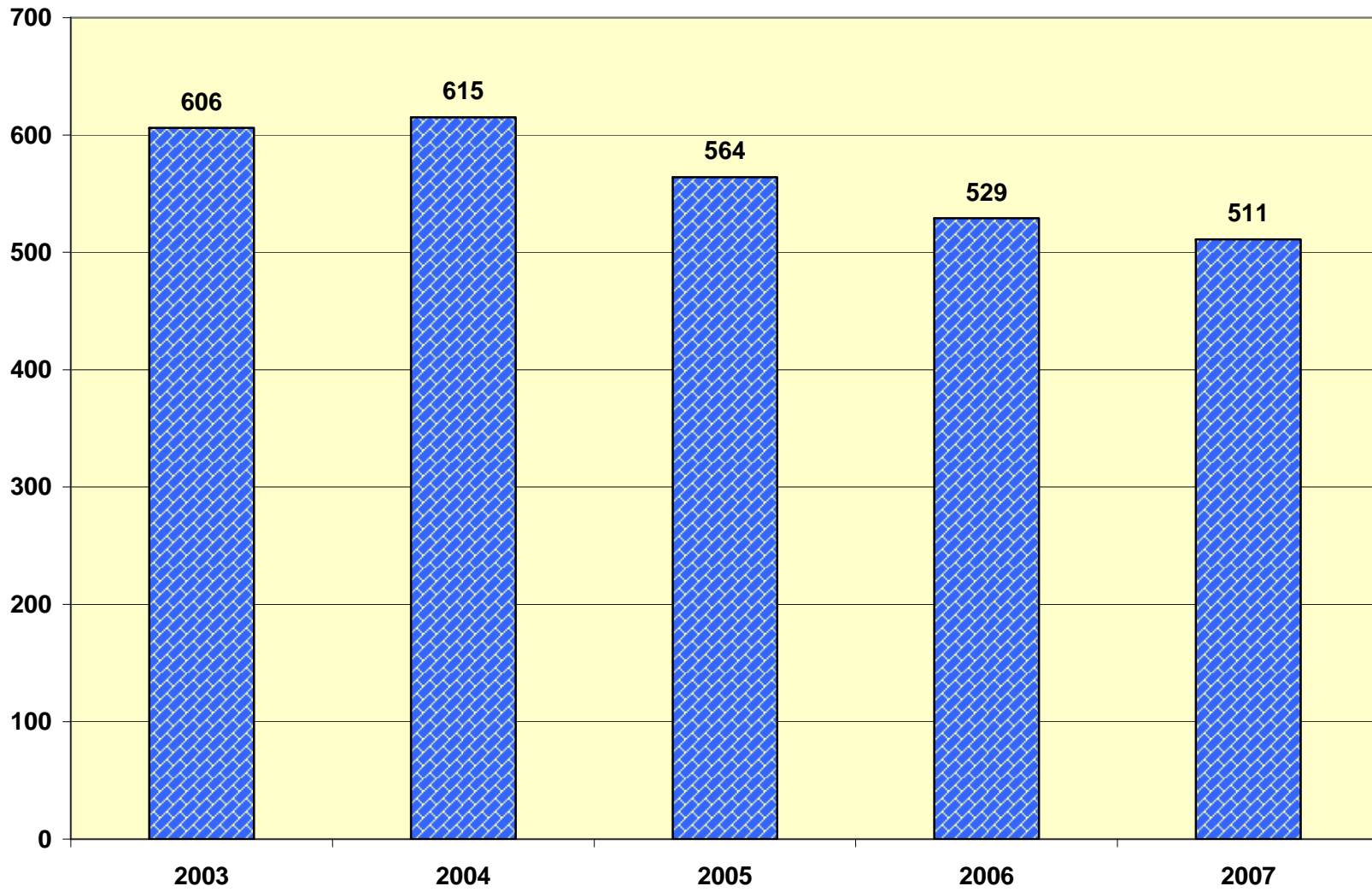
TOTAL NUMBER OF BUILDING PERMITS



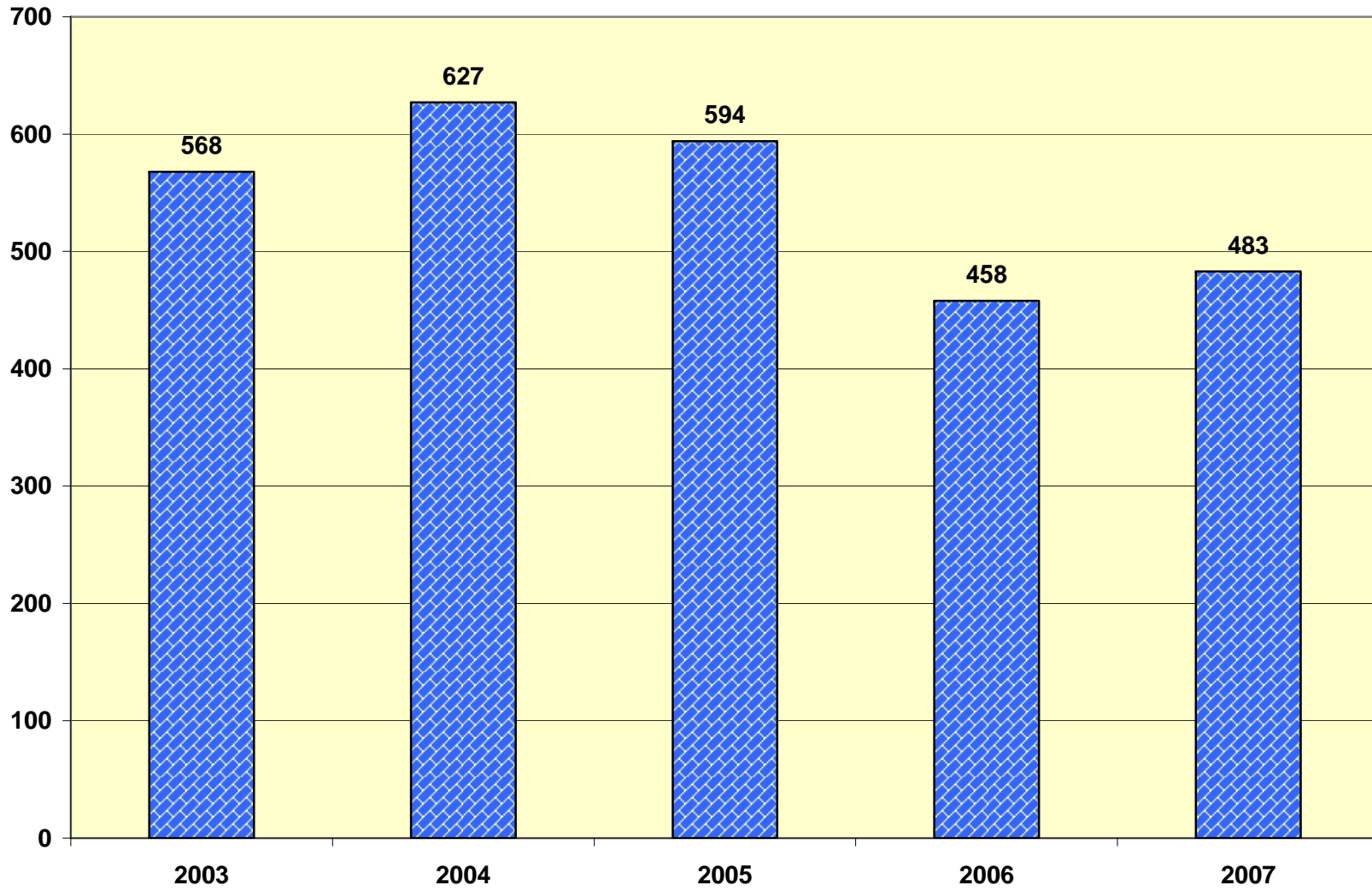
TOTAL NUMBER OF PLAN REVIEWS



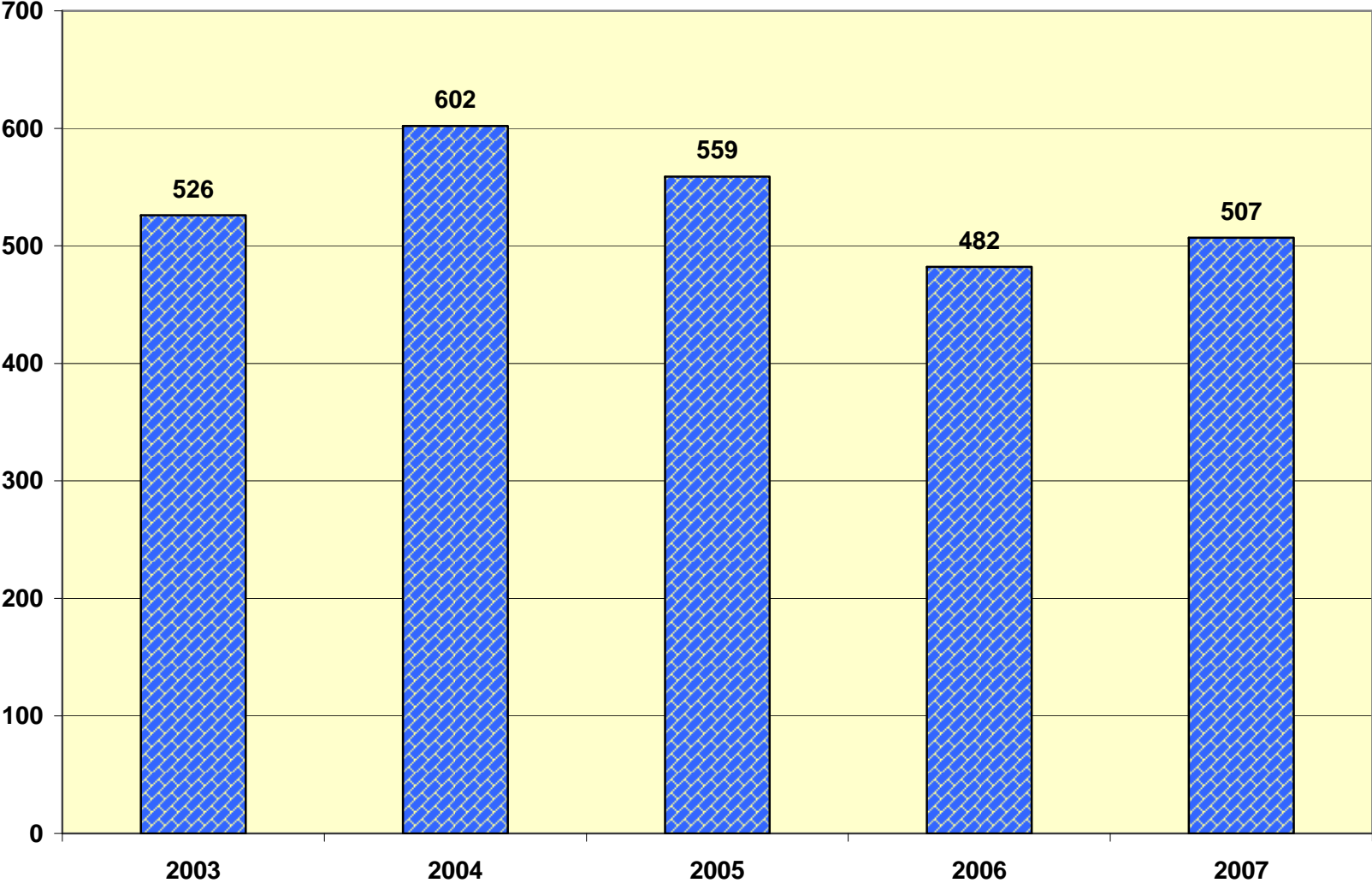
TOTAL NUMBER OF PLUMBING PERMITS



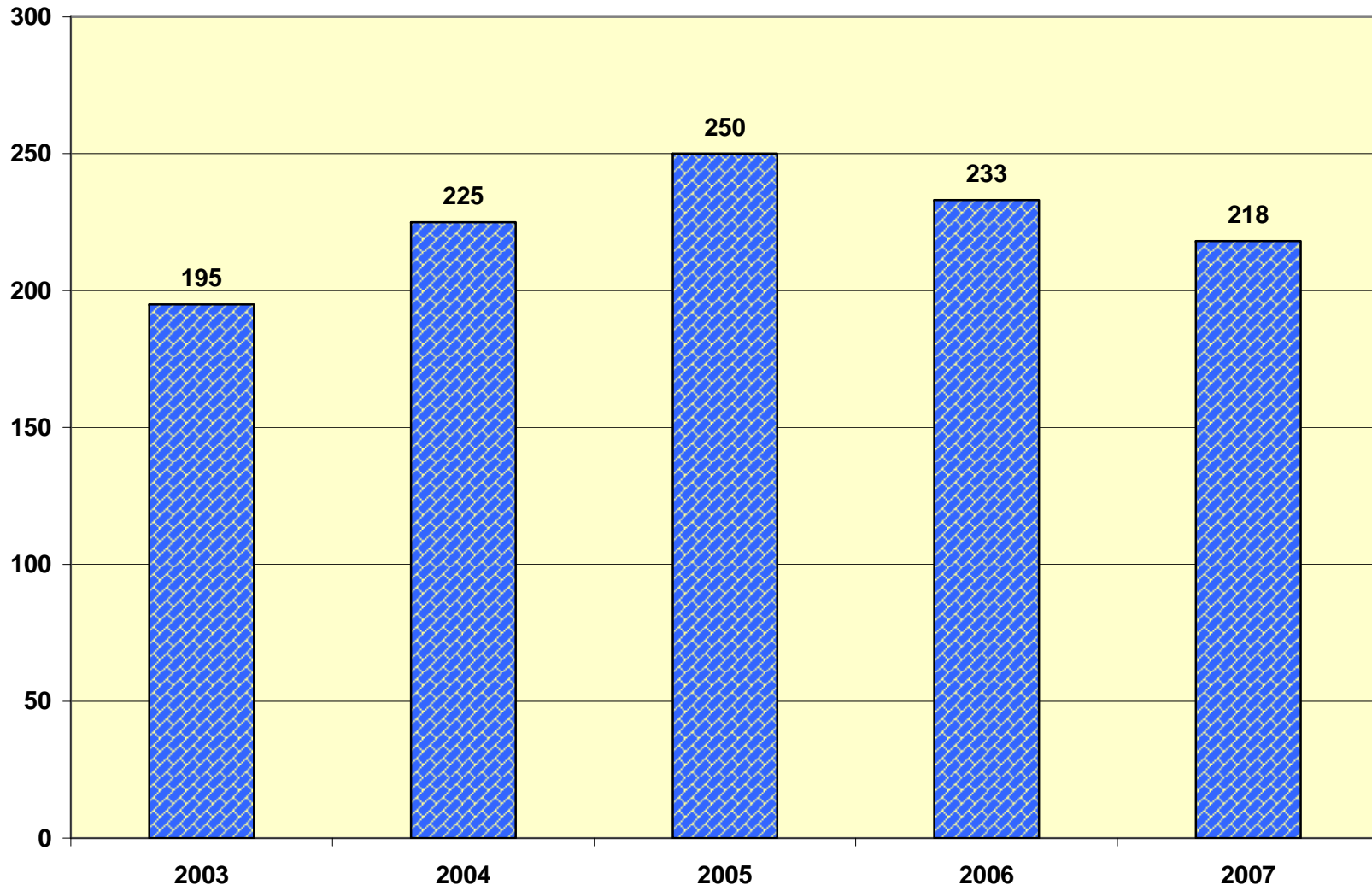
TOTAL NUMBER OF MECHANICAL PERMITS



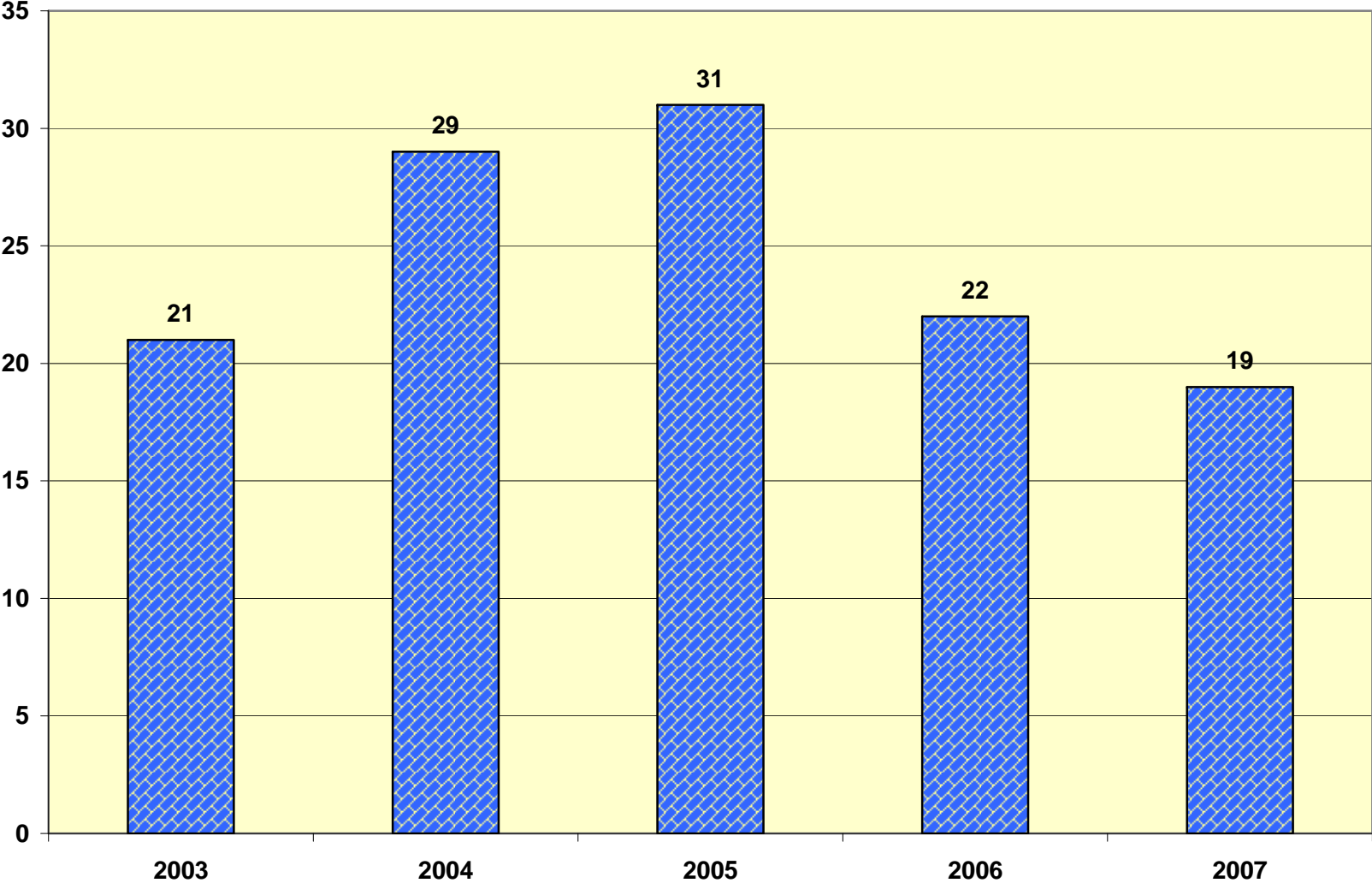
TOTAL NUMBER OF ELECTRICAL PERMITS



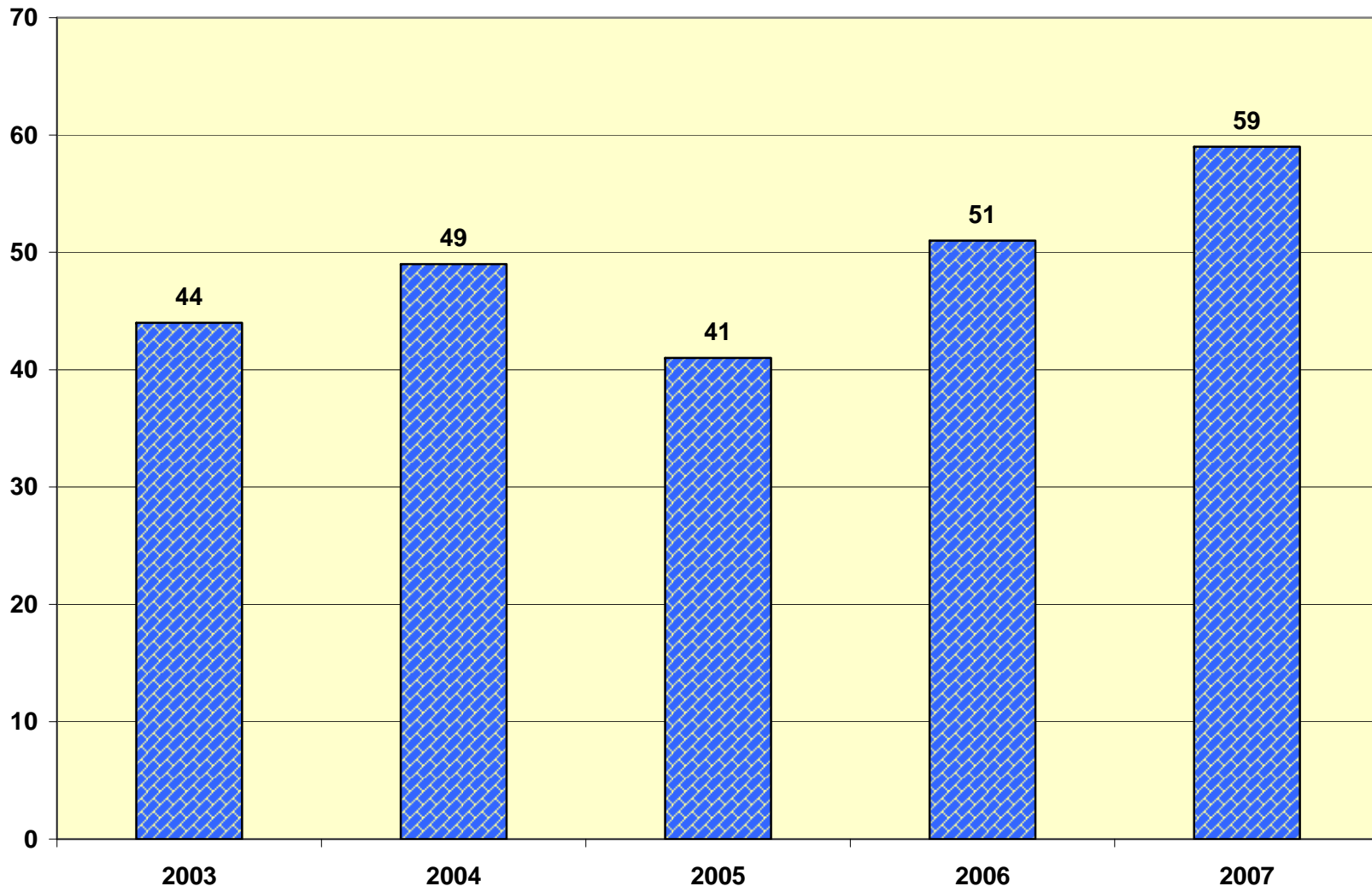
TOTAL NUMBER OF UTILITY PERMITS



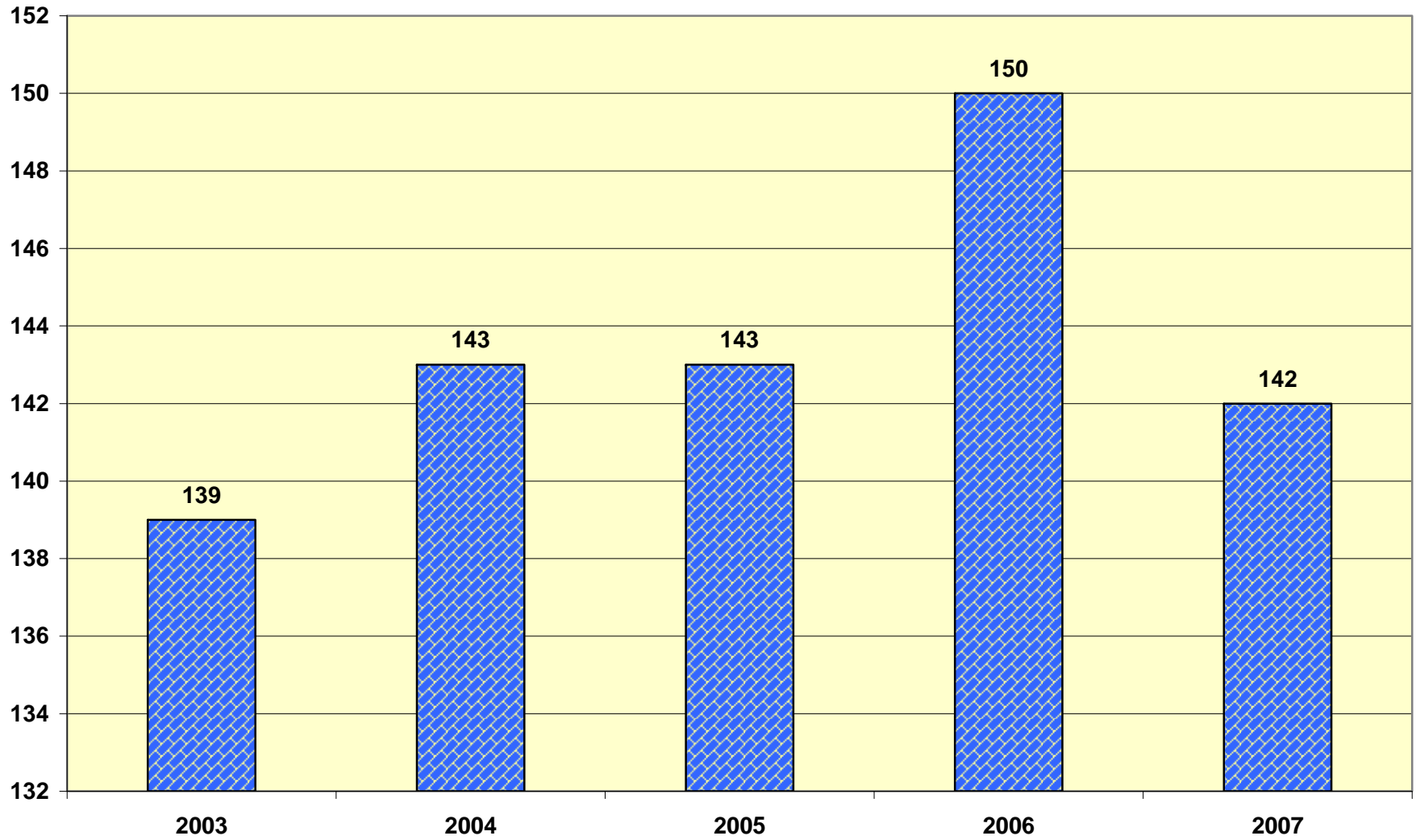
TOTAL NUMBER OF DEMOLITION PERMITS



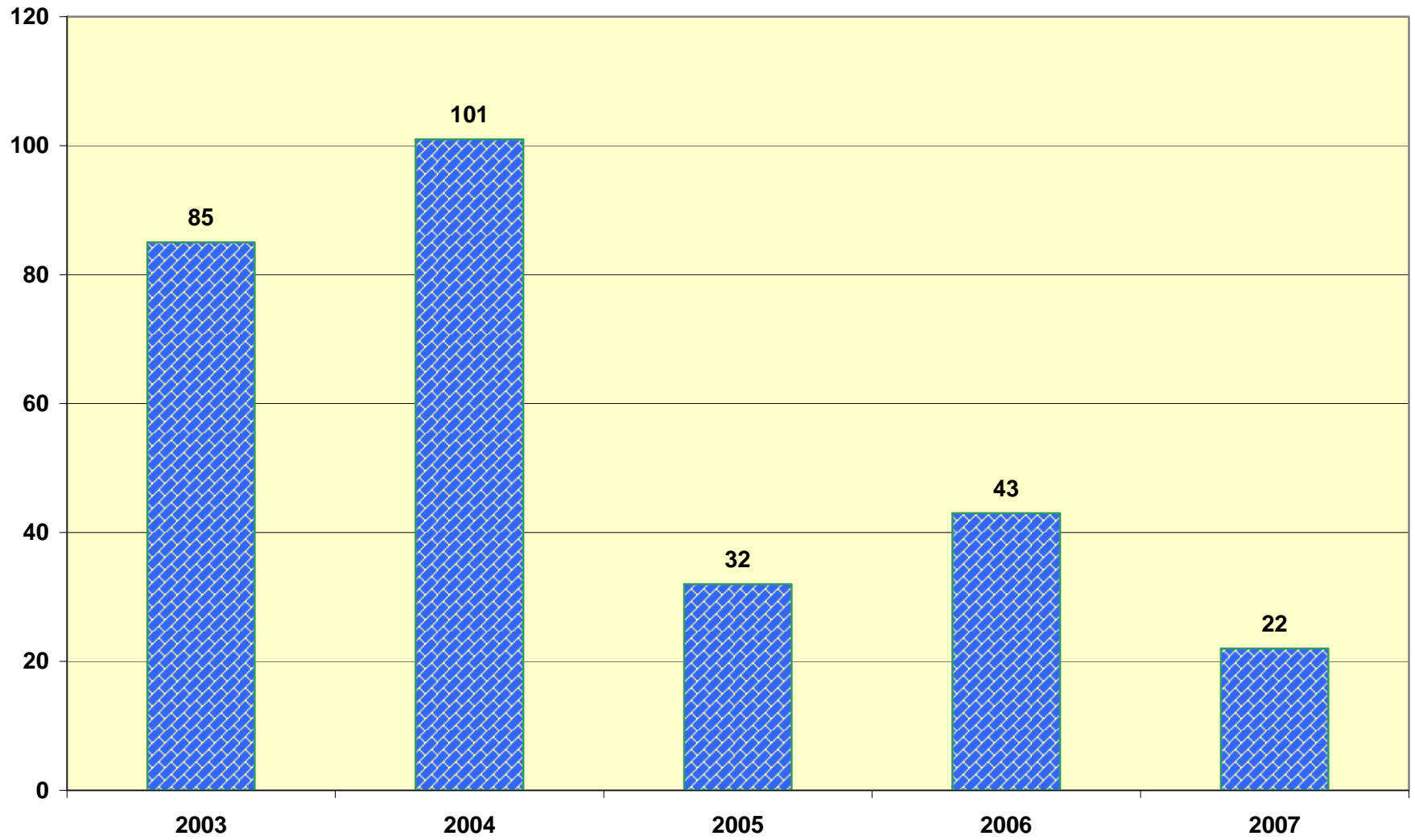
TOTAL NUMBER OF SIGN PERMITS



TOTAL NUMBER OF ELEVATORS WITH FEES



TOTAL NUMBER FOR TEMPORARY CERTIFICATES OF OCCUPANCY



2007

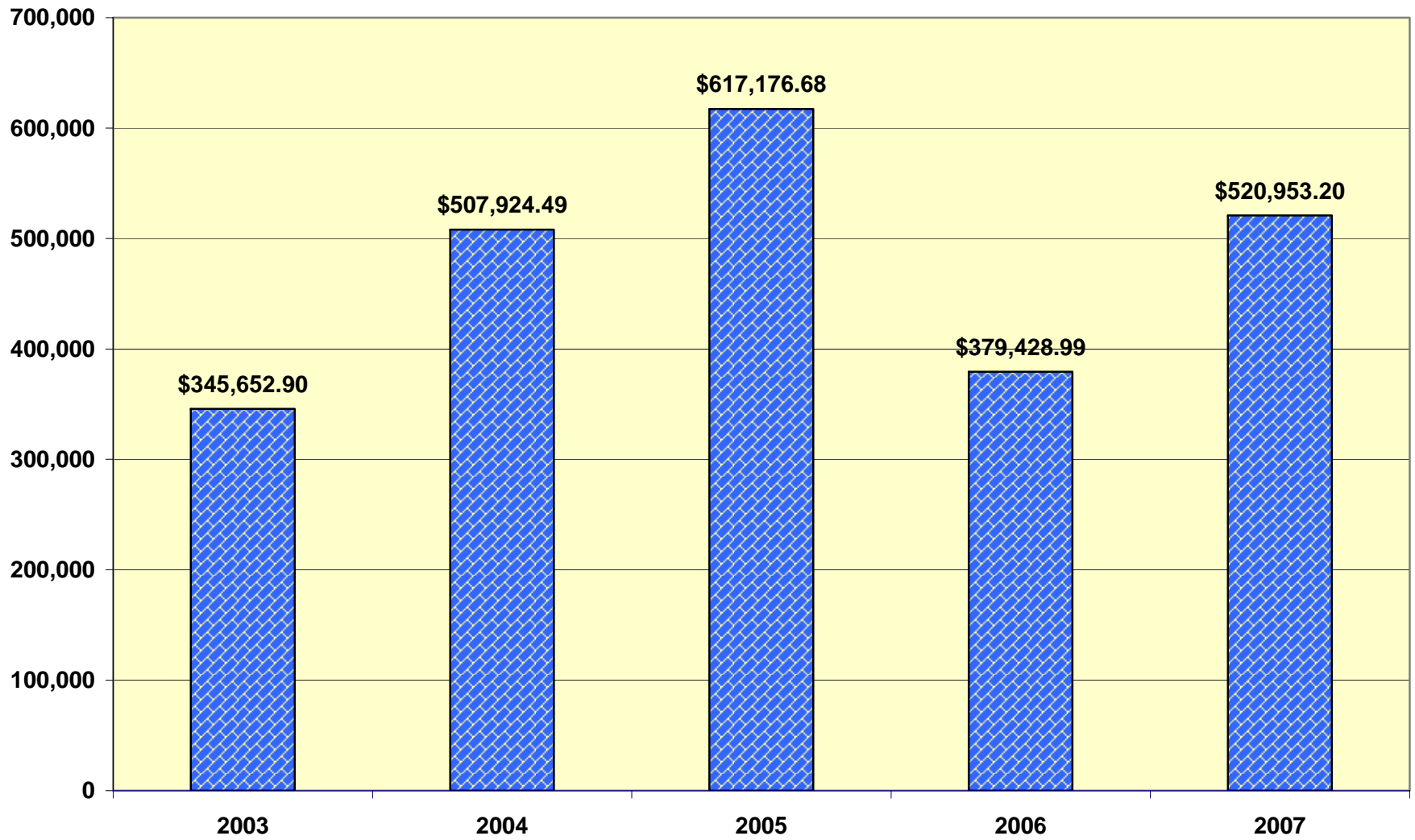
FEE

TOTALS

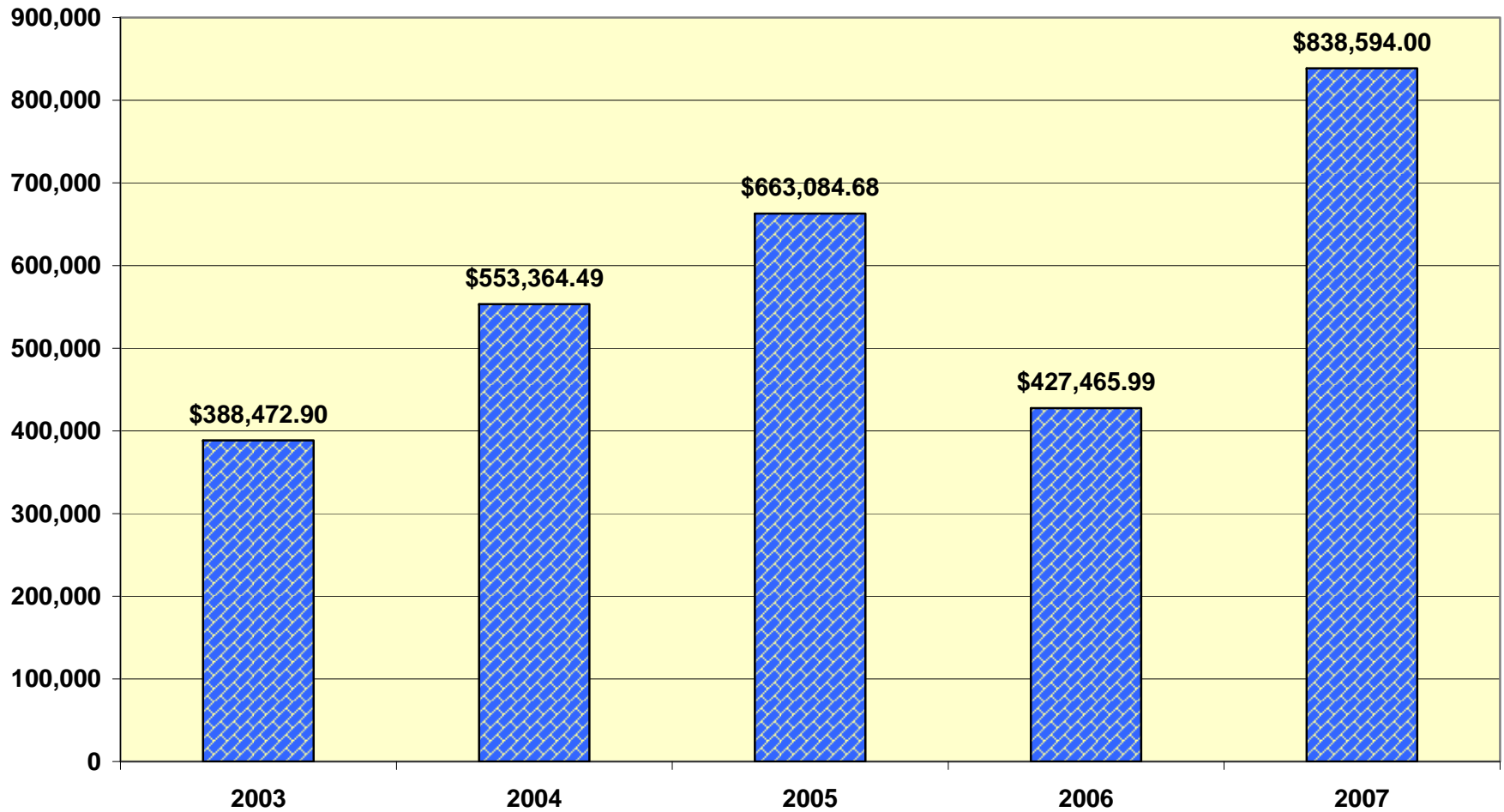
FEE TOTALS FOR YEAR 2007

	JAN	FEB	MARCH	APRIL	MAY	JUNE	JULY	AUG	SEPT	OCT	NOV	DEC	YEAR TO DATE
BUILDING PERMITS	\$4,366.00	\$10,769.00	\$69,886.00	\$7,411.00	\$7,048.00	\$25,158.00	\$7,998.00	\$9,953.00	\$2,159.00	\$32,808.00	\$11,174.00	\$1,079.00	\$189,809.00
UTILITY PERMITS	\$530.00	\$220.00	\$462.00	\$570.00	\$600.00	\$625.00	\$340.00	\$1,175.00	\$2,489.00	\$1,565.00	\$815.00	\$2,023.00	\$11,414.00
DEMOLITION PERMITS	\$0.00	\$100.00	\$100.00	\$0.00	\$0.00	\$897.00	\$100.00	\$900.00	\$300.00	\$1,831.00	\$0.00	\$300.00	\$4,528.00
SIGN PERMITS	\$152.00	\$287.00	\$60.00	\$151.00	\$237.00	\$269.00	\$504.00	\$0.00	\$65.00	\$108.00	\$285.00	\$120.00	\$2,238.00
PLUMBING PERMITS	\$3,640.00	\$8,004.00	\$4,752.00	\$24,314.00	\$9,524.00	\$5,204.00	\$3,628.00	\$4,260.00	\$7,592.00	\$2,644.00	\$6,780.00	\$5,364.00	\$85,706.00
HVAC PERMIT (MECH)	\$3,127.00	\$4,905.00	\$4,760.80	\$3,795.88	\$4,535.83	\$4,831.00	\$12,587.19	\$27,495.00	\$8,382.30	\$9,116.92	\$7,849.00	\$2,578.40	\$93,964.32
ELECTRICAL PERMITS	\$4,601.50	\$4,780.00	\$4,128.00	\$5,945.00	\$6,270.00	\$16,756.90	\$6,039.00	\$2,513.00	\$16,190.48	\$10,852.00	\$11,152.00	\$3,669.00	\$92,896.88
YEAR FEE TOTALS ONLY	\$16,416.50	\$29,065.00	\$84,148.80	\$42,186.88	\$28,214.83	\$53,740.90	\$31,196.19	\$46,296.00	\$37,177.78	\$58,924.92	\$38,055.00	\$15,133.40	\$480,556.20
PLAN REVIEWS	\$1,838.00	\$3,500.00	\$5,190.00	\$2,310.00	\$978.00	\$3,840.00	\$2,678.00	\$4,918.00	\$820.00	\$7,917.00	\$6,200.00	\$208.00	\$40,397.00
TEMPORARY C OF O'S	\$175.00	\$150.00	\$100.00	\$100.00	\$185.00	\$150.00	\$125.00	\$500.00	\$0.00	\$375.00	\$75.00	\$25.00	\$1,960.00
ELECTRICAL LICENSE-RENEW	\$0.00	\$0.00	\$0.00	\$0.00	\$350.00	\$5,125.00	\$3,625.00	\$1,000.00	\$0.00	\$0.00	\$125.00	\$0.00	\$10,225.00
ELECTRICAL NON-URBANA TRANSFERRED LICENSE	\$500.00	\$125.00	\$0.00	\$125.00	\$250.00	\$250.00	\$0.00	\$0.00	\$0.00	\$0.00	\$0.00	\$0.00	\$1,250.00
ELECTRICAL LICENSE FEE TOTALS	\$0.00	\$11,475.00	\$0.00	\$0.00	\$0.00	\$0.00	\$0.00	\$0.00	\$0.00	\$0.00	\$0.00	\$0.00	\$11,475.00
ELEVATOR PERMITS	\$0.00	\$0.00	\$0.00	\$0.00	\$0.00	\$0.00	\$0.00	\$7,100.00	\$0.00	\$0.00	\$0.00	\$0.00	\$7,100.00
RENTAL REGISTRATION	\$0.00	\$112,588.62	\$0.00	\$0.00	\$0.00	\$0.00	\$0.00	\$0.00	\$0.00	\$163,272.68	\$0.00	\$0.00	\$275,861.30
CERTIFIED HOUSING CONTRACT	\$0.00	\$0.00	\$0.00	\$0.00	\$0.00	\$21,244.50	\$0.00	\$0.00	\$0.00	\$0.00	\$0.00	\$0.00	\$21,244.50
YEAR TOTALS FOR THE MONTH-only includes group totals	\$18,429.50	\$44,190.00	\$89,438.80	\$44,596.88	\$29,377.83	\$57,730.90	\$33,999.19	\$51,714.00	\$37,997.78	\$67,216.92	\$44,330.00	\$15,366.40	\$534,388.20
								GRAND TOTAL of Bldg, Pln Rvw, Temp CofO, Elect, Rental Reg, Cert Hsg					\$838,594.00

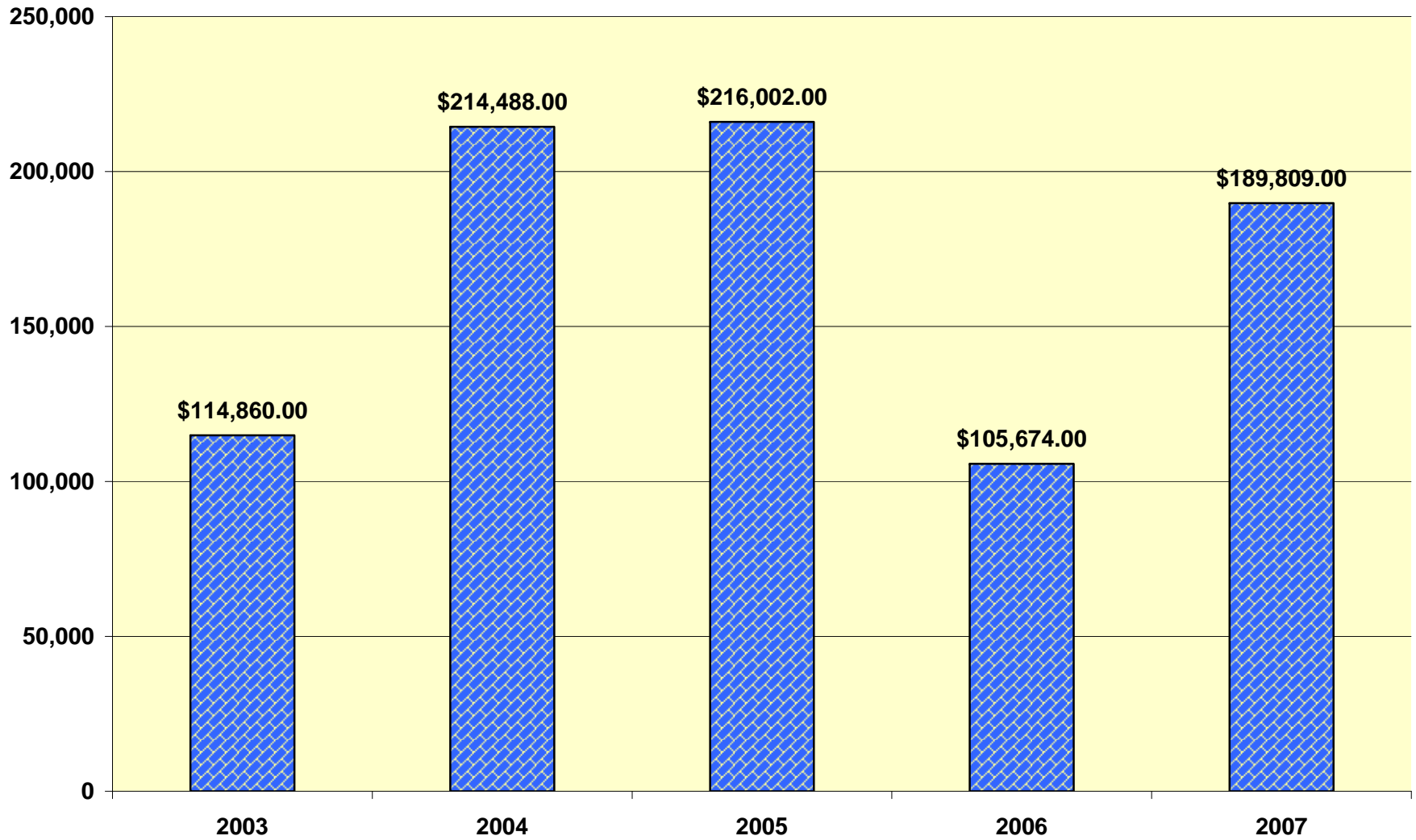
TOTAL PERMIT REVENUE



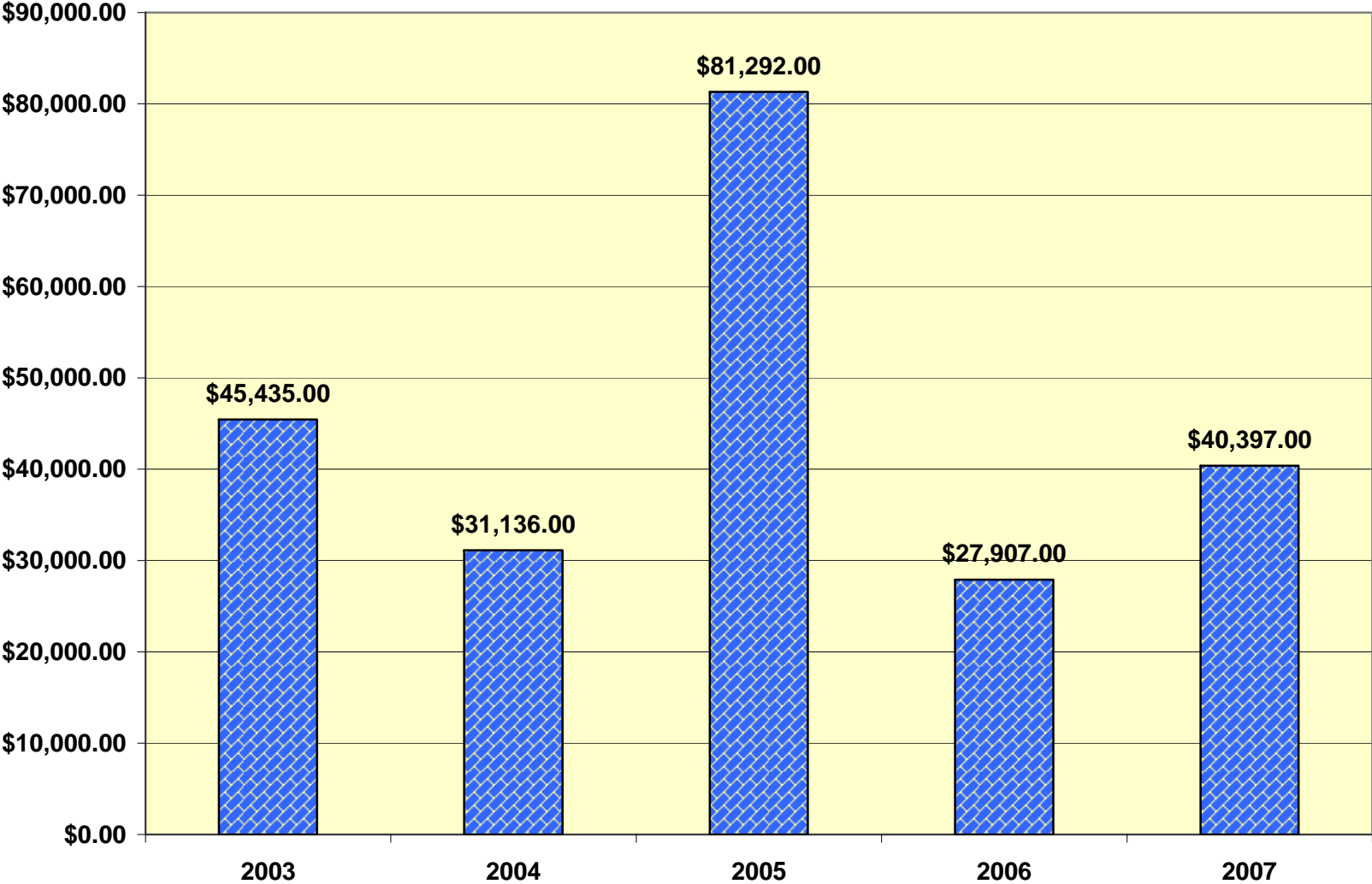
**TOTAL BUILDING SAFETY REVENUE
(FEES+ELEVATORS+CERTIFIED HOUSING+TEMPORARY C OF O'S+
RENTAL REGISTRATION)**



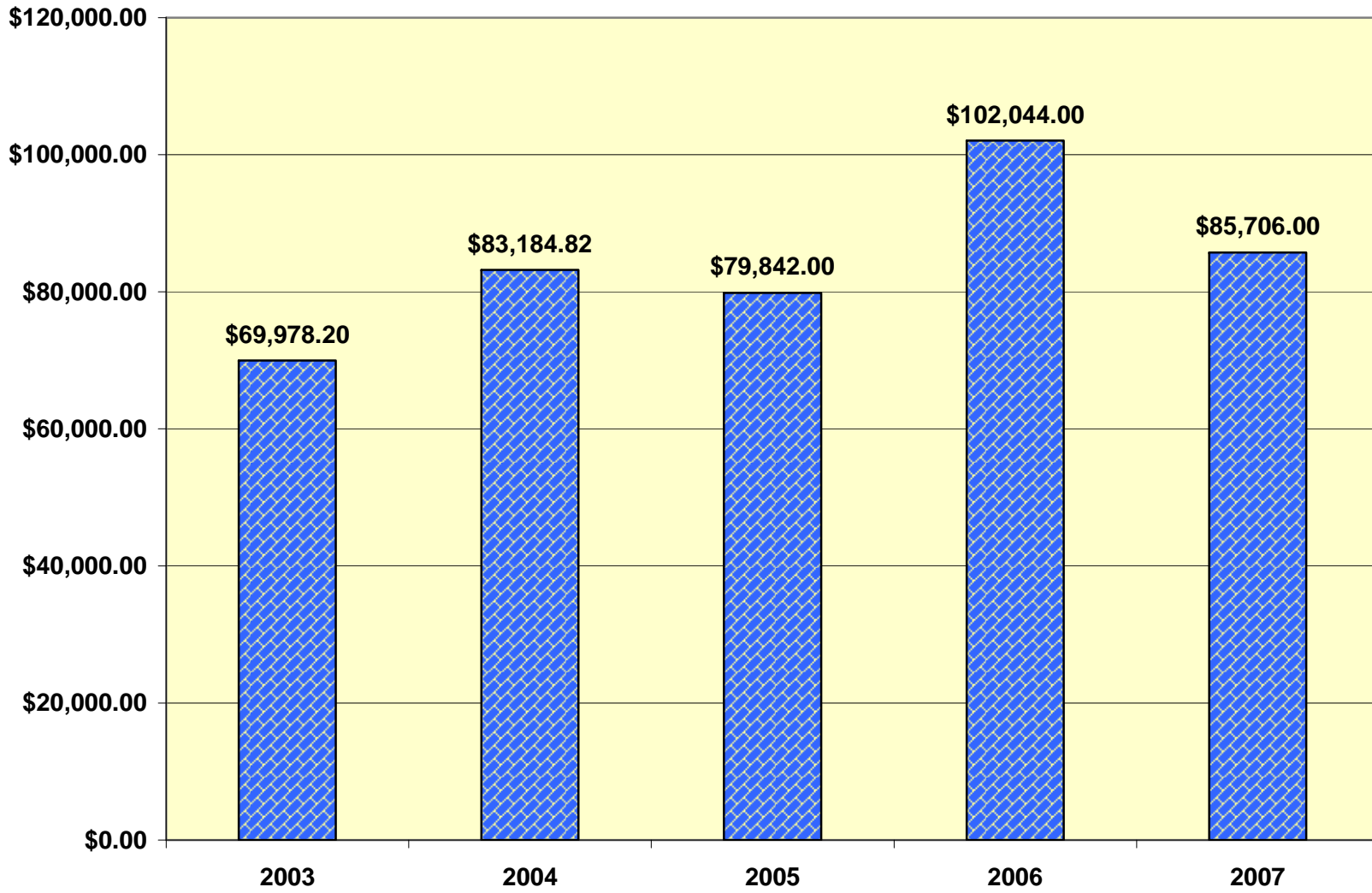
TOTAL REVENUE FOR BUILDING PERMITS



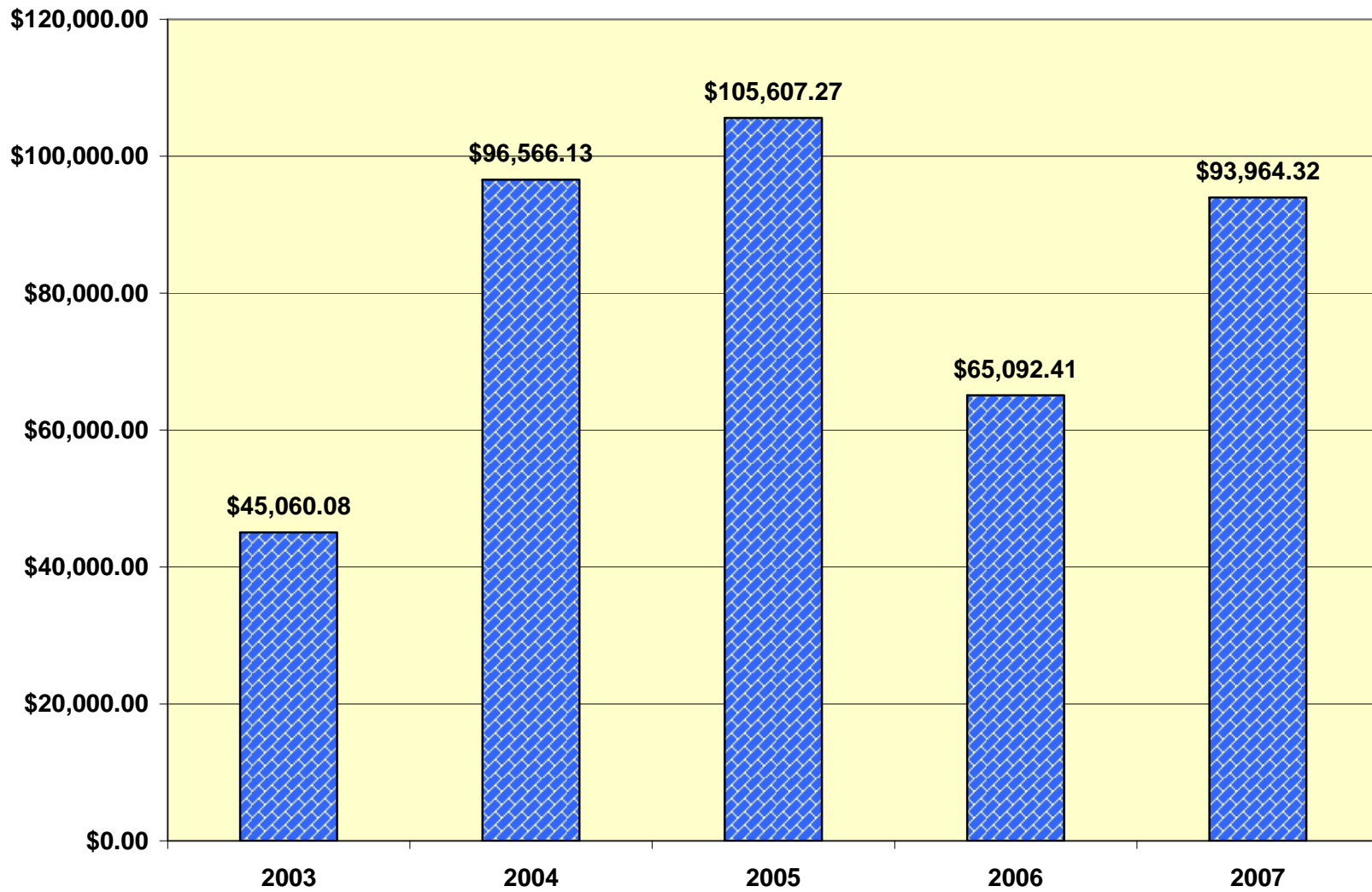
TOTAL REVENUE FOR PLAN REVIEWS



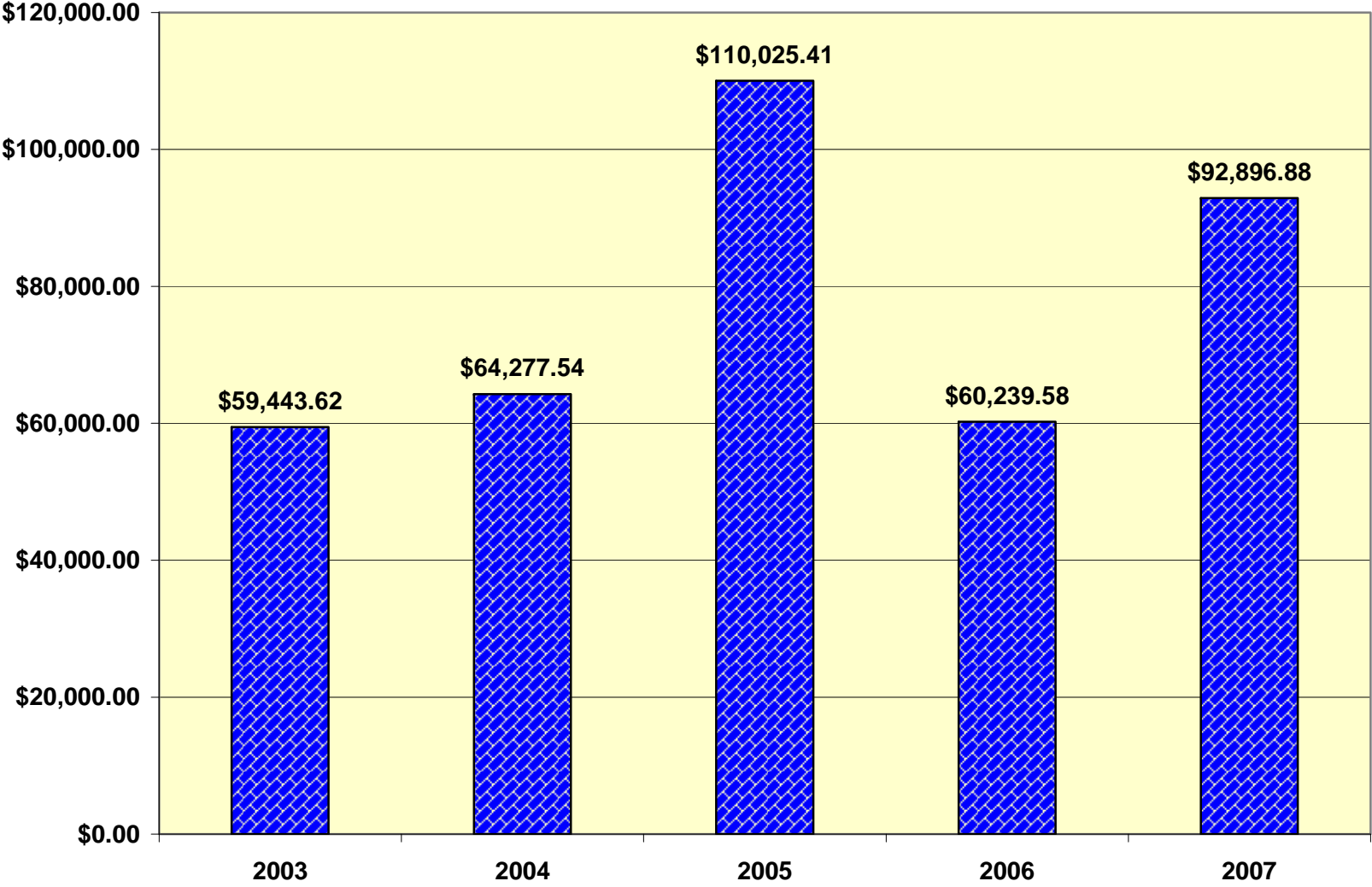
TOTAL REVENUE FOR PLUMBING PERMITS



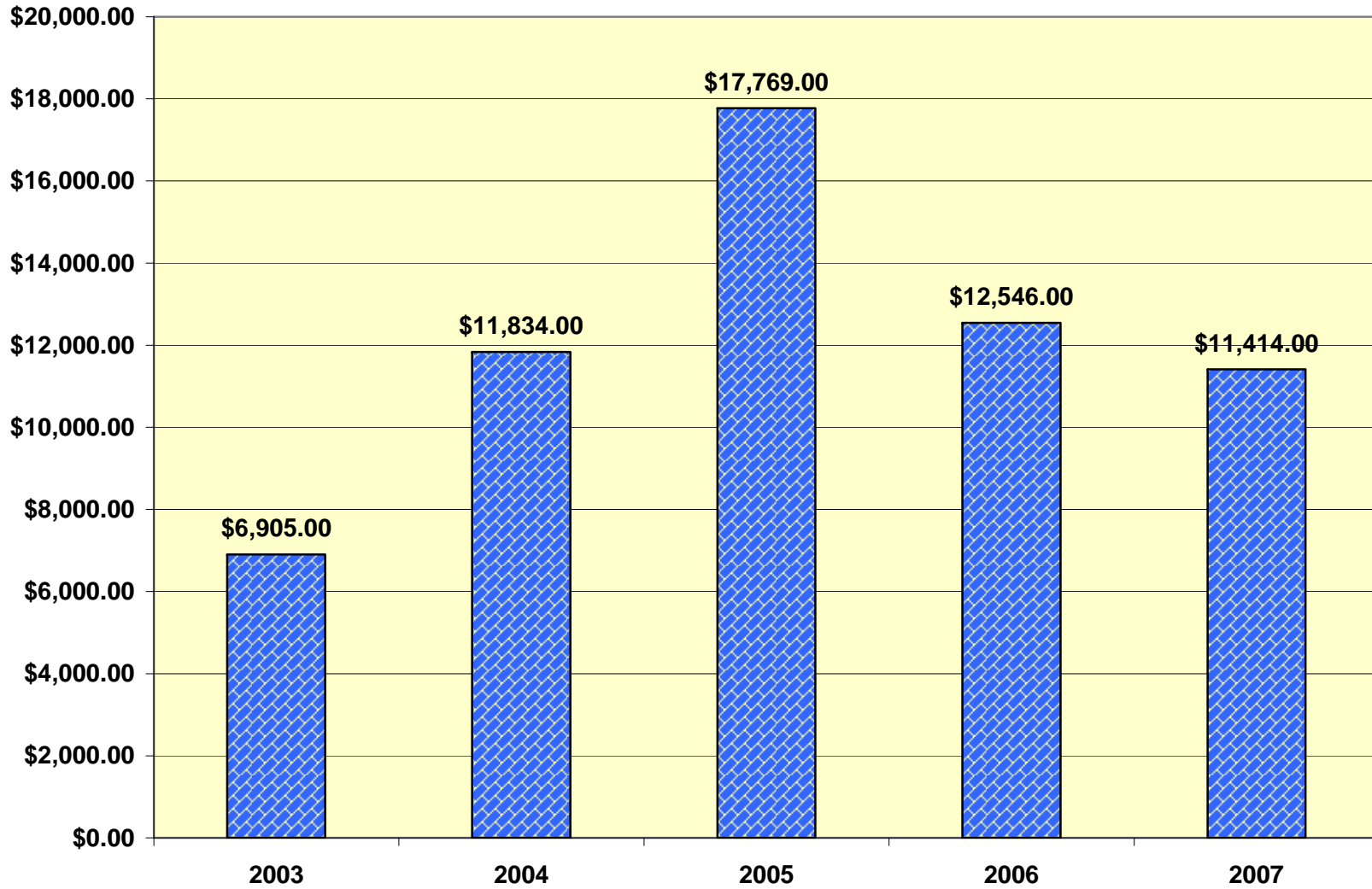
TOTAL REVENUE FOR MECHANICAL PERMITS



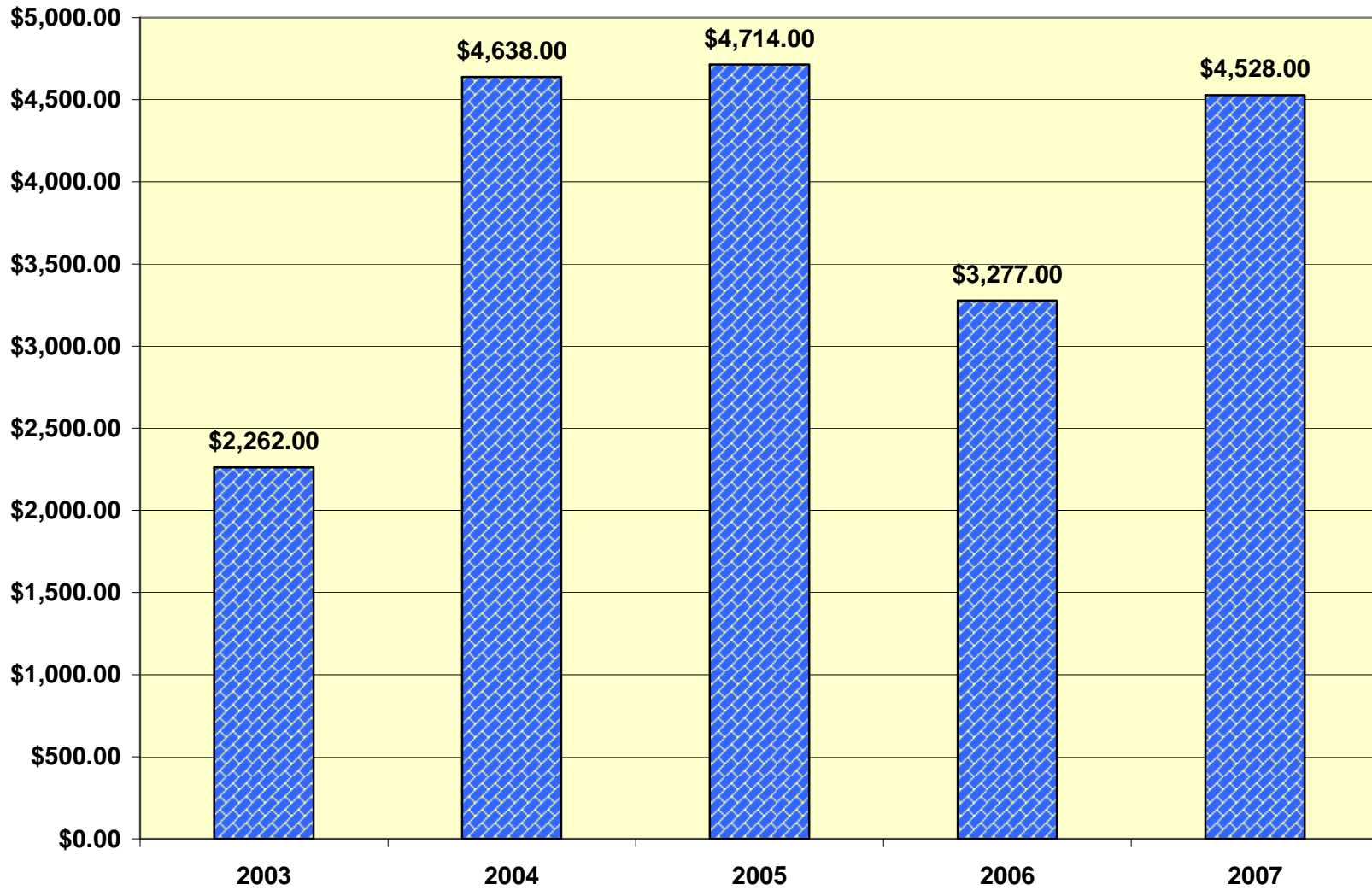
TOTAL REVENUE FOR ELECTRICAL PERMITS



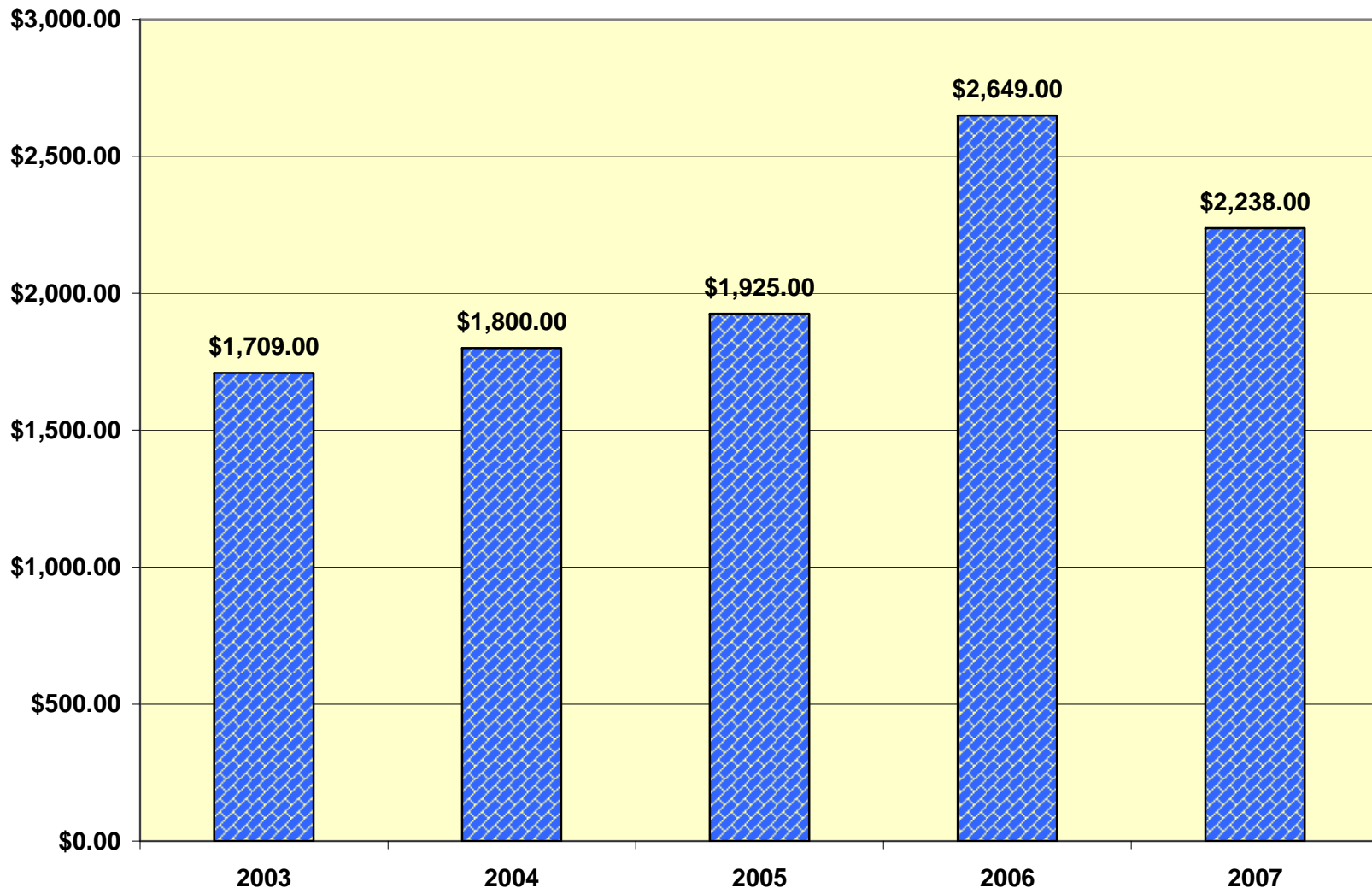
TOTAL REVENUE FOR UTILITY PERMITS



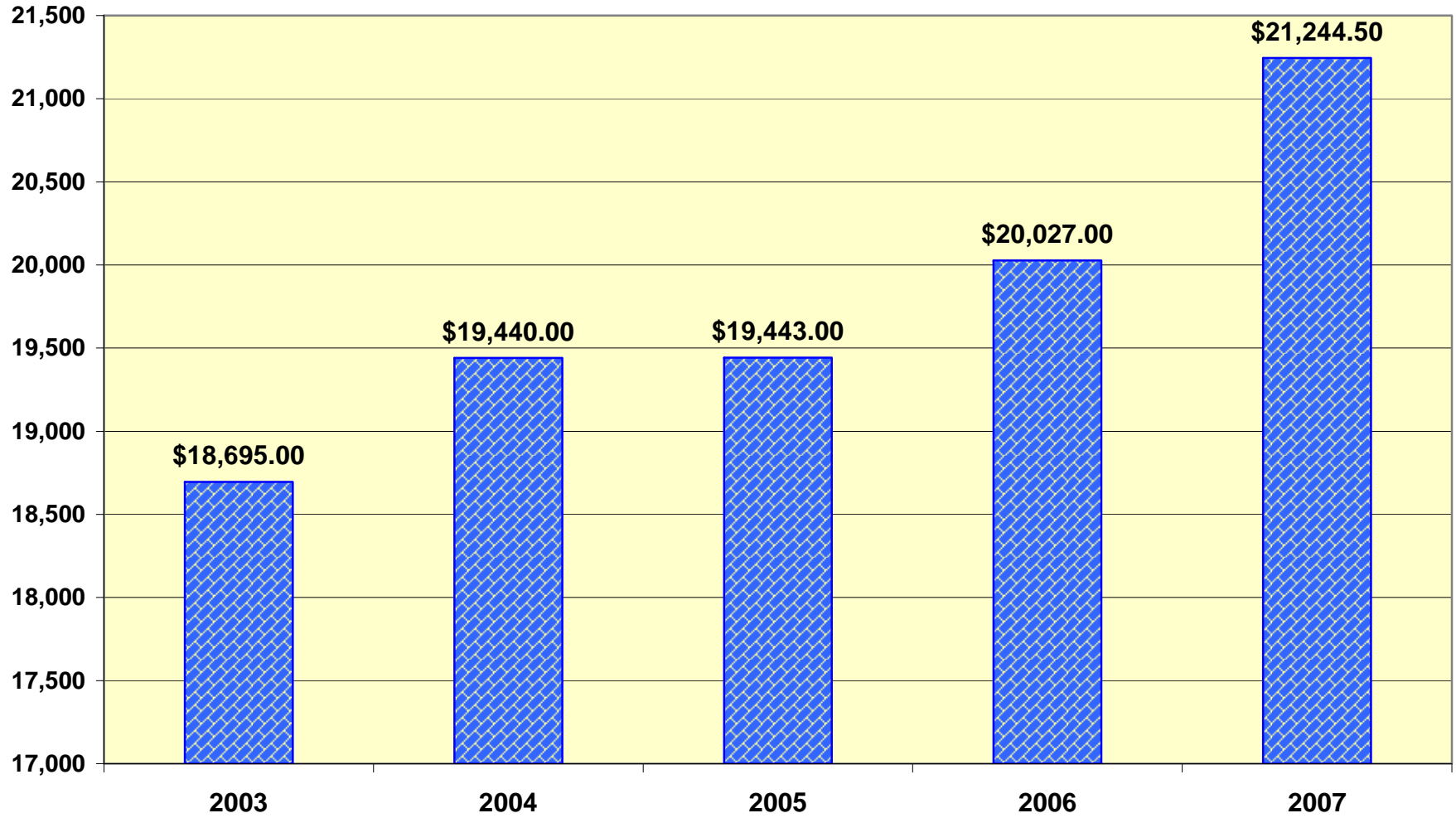
TOTAL REVENUE FOR DEMOLITION PERMITS



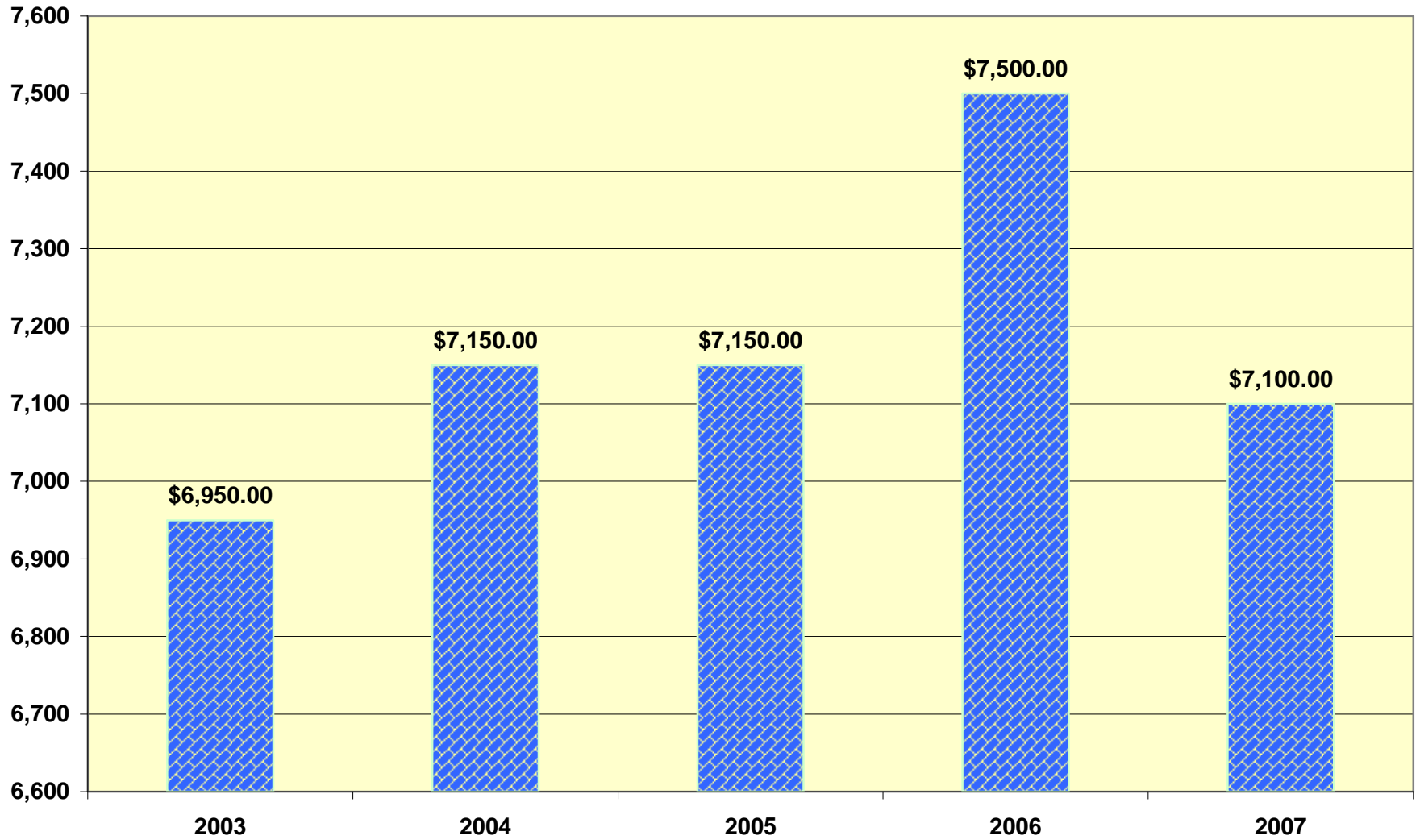
TOTAL REVENUE FOR SIGN PERMITS



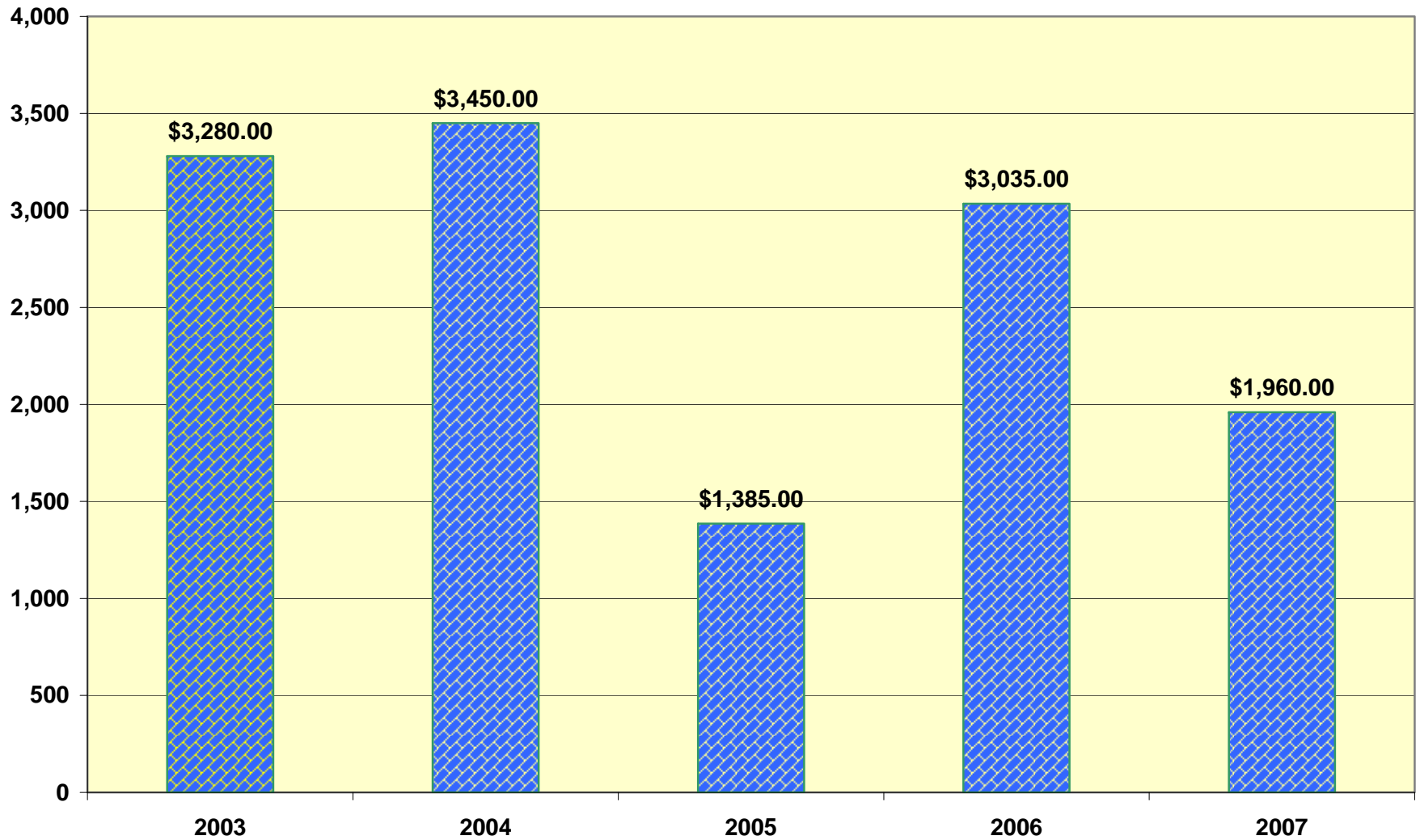
TOTAL REVENUE FOR CERTIFIED HOUSING CONTRACTS



TOTAL REVENUE FOR ELEVATORS



TOTAL REVENUE FOR TEMPORARY CERTIFICATES OF OCCUPANCY



2007

HOUSING

REPORTS



DEPT. OF COMMUNITY DEVELOPMENT SERVICES

Building Safety Division

M e m o r a n d u m

TO: Gordon Skinner Building Safety Manager

FROM: Clay Baier Housing Inspector

DATE: January 8, 2008

SUBJECT: Housing Summary 2007

The Rental Registration Ordinance was adopted by City Council on January 16, 2007. Staff worked throughout the year with landlords, answering questions and concerns to ensure a smooth transition of the Ordinance. Staff met with the Central Illinois Apartment Association at numerous meetings to discuss the program and answer any questions the association may have encountered.

On February 12, 2007 City Council adopted the 2003 International Property Maintenance Code which constitutes minimum requirements and standards for all existing structures in the City.

In January 2007 a new Housing Inspector was hired which brings the total Housing Inspector staff at two.

1289 multi-family dwellings were inspected this year which were contained in 125 buildings.

Single family and duplex rental inspections began in August. Seventy four dwellings were inspected. Five major issues were discovered including not approved bedrooms, over occupied dwellings, and bedrooms lacking adequate ceiling height. The major issues were resolved or are currently being resolved with cooperative efforts between the landlords and City staff.

Upon inspection three single family rentals were discovered to have 0 violations and were issued an A class certificate. All other properties were assigned a B classification.

Our office received 50 tenant complaints this year, four more than last year, several were vacated until repairs were made, the other complaints were resolved in a timely fashion.

Eight buildings common areas were re-inspected by Building Safety Staff as a result of landlord's failure to comply with code violations that were discovered as a result of Urbana Fire Department systematic inspections. These violations were abated after Building safety sent an initial letter.

Fourteen properties were inspected for the Shelter Plus care Program which is currently administered by the County.

Seven problematic properties were referred to the City Legal Division. 1302 Berkely for unsanitary conditions is still pending possible demolition. 802 W. Iowa for over-occupancy/zoning violations and is still pending in Circuit Court. 605 W. Green for occupying a SFR without a Certificate of Occupancy. 2310 E. Main a dilapidated SFR was demolished. Gabes Place at Washington Square was condemned and closed by the City. The property was brought up to code and later re-opened. Three pending Court cases were filed against Robert Martinez, owner of Scottswood and Woodstone properties.

Inspection of the Carle properties was completed in accordance with the Carle/ City agreement. Carle currently has 44 properties containing 48 dwelling units.

Inspection for the Certified Housing Program was started in September with final inspections completed in December. Twenty five properties were inspected which included a total of 1345 student residents.



DEPT. OF COMMUNITY DEVELOPMENT SERVICES

Building Safety Division

m e m o r a n d u m

TO: Gordon R. Skinner, Building Safety Division Manager
Mari Anne Brocker, Director of Housing for Certified Housing

FROM: Clay R. Baier, Housing Inspector

DATE: January 9, 2008

SUBJECT: 2007 Certified Housing Inspection Results

During this inspection cycle, there were 25 properties inspected, the same number from last year. There were 89 significant violations discovered compared to 90 violations from the previous cycle.

The definition of a significant violation such as an exit light not illuminated on the checklist may have four or five locations on a property but only count as one significant violation.

To date, 14 of the 25 properties are sprinklered.

The number of properties that did not have any violations decreased from eleven to eight properties. They were:

Europa House	603 S. Busey
Brown House	703 S. Coler
Alpha Chi Omega	904 S. Lincoln
Kappa Delta	1204 S. Lincoln
Delta Gamma	1207 W. Nevada
Kappa Kappa Gamma	1102 S. Lincoln
Alpha Gamma Delta	1106 S. Lincoln
4-H House	805 W. Ohio

There were 1,345 residents this year, a decrease of 21 resident from last year. Approximately 48 percent of the houses were cited for individual rooms exceeding the University of Illinois' housekeeping standards!

The following is a list of violations with the percentage of properties in which they were noted.

Type of Violations	2007	2006	2005
Misuse of extension cords	8%	28%	28%
Electrical Problems (improper fuses, taps, etc.)	12%	18%	32%
Worn electrical equipment/wiring/plugs	24%	25%	28%
Missing or broken cover plates	12%	20%	24%
Ceiling tile missing/broken	12%	12%	8%
Holes in walls, ceiling, floors	----	4%	16%
Exit lights (inoperable/damaged)	20%	25%	36%
Door latches	----	12%	4%
Windows lack insect screens	----	4%	8%
Stairwell enclosure doors propped open or not positive latching	12%	4%	12%
Junk and debris	12%	4%	4%
Electrical panel lacks clear access	4%	4%	----
Exit access blocked or impeded	32%	16%	16%
Fire extinguishers overdue annual inspection	8%	25%	8%
Plumbing problems	4%	16%	----
Poor housekeeping (individual rooms)	12%	----	12%
Emergency lighting units, inoperable	40%	20%	36%
The Boiler Certificate expired	4%	20%	16%
Extinguisher has been discharged	----	8%	----
Heat/smoke detector not operable	40%	40%	32%
Electrical panel with openings	----	----	----
Panic hardware broken	4%	8%	4%
Flammable liquids not in approved safety containers	4%	8%	----
General Maintenance	32%	8%	----
Missing Fire Extinguisher	----	---	8%
Kitchen not sanitary	8%	4%	4%
Handrail loose/missing	----	---	---
Fire Alarm problems	24%	8%	4%
Sprinkler heads blocked or misaligned		4%	8%
Lacking Carbon Monoxide detector	24%		

The majority of violations are property maintenance issues.

CRB:vp

**BUILDING SAFETY DIVISION
Housing Activity Summary
JANUARY – DECEMBER 2007**

Occupancy Complaints	4
Home Occupations	-
Rehabilitation Inspections	5
Rental Rehabilitation Inspections (# units)	-
Rehabilitation Follow-up Inspections	6
Consultations/Meetings	261
Personal Service	40
Fire Alarm Tests	-
Fire Assessment Damage	23
Certified Housing Inspections (# residents)	1345
Follow-up Certified Housing Inspections	45
Carle Initial Inspections	48
Follow-up Carle Inspections	48
Miscellaneous Inspections (requests, etc.)	171
Mobile Home Inspections	-
Mobile Home Inspections for C/O	2
Follow-up Mobile Inspections for C/O	-
Annual/Follow-up Inspections of Mobile Home Parks	6
New Construction Inspections	17
Shelter Plus Inspections	28
Shelter Plus Reinspections	4
BSD Reinspections of Fire Department Inspection Results	23
Check Security of Vacant Structures	42
Initial Systematic Inspections/(# units)	1289
Follow-up Systematic Inspections	1313
Initial Systematic Inspections (SFR/Duplex)	74
Follow-up Systematic Inspections (SFR/Duplex)	40
Follow-up Complaint Inspections	129
Complaints	50

Notices Referred To Legal Division

09/21/07	1302 North Berkeley
09/24/07	1401 West Bradley
09/24/07	1209 West Bradley
09/21/07	1205 West Bradley
09/24/07	1203 West Tremont
09/24/07	201 North Beringer Circle
09/24/07	1610 East Ivanhoe Way
09/24/07	904 North Gregory
09/24/07	1905 North Lincoln, #109
09/24/07	1903 North Lincoln, #205
09/24/07	2011 South Cureton
10/19/07	Woodstone/Scottswood Manor

Cases Referred To Legal Division

Active Cases Working	12
Cases Dismissed	-
Amount of Fines	\$16,250.00
Community Service Sentence	-

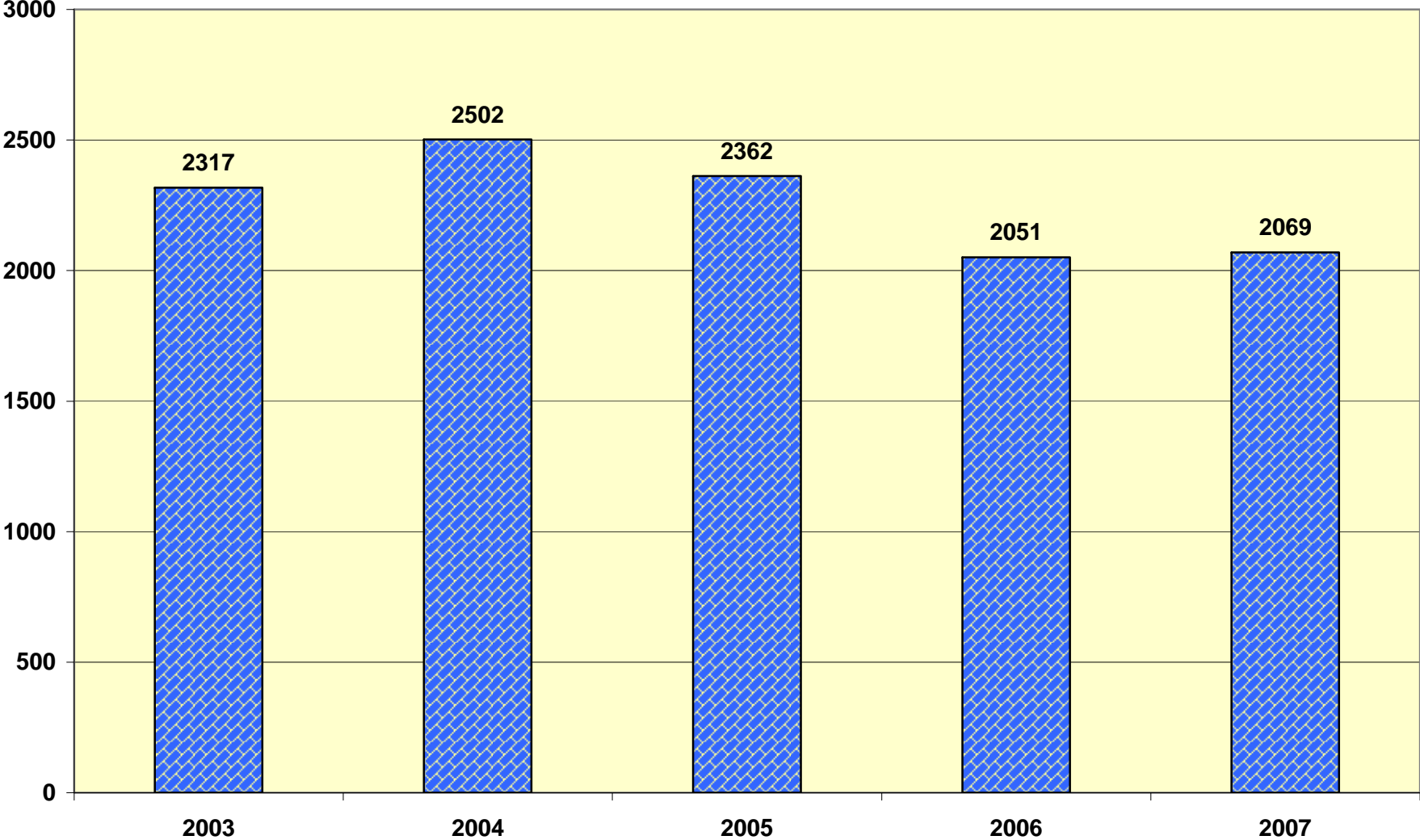
Clear Notices

Fire Department Engine Company Residential Inspections	8
Certified Housing (# residents)	1345
Complaints/Miscellaneous Inspections	39
Systematic Notices (# of units cleared)	905

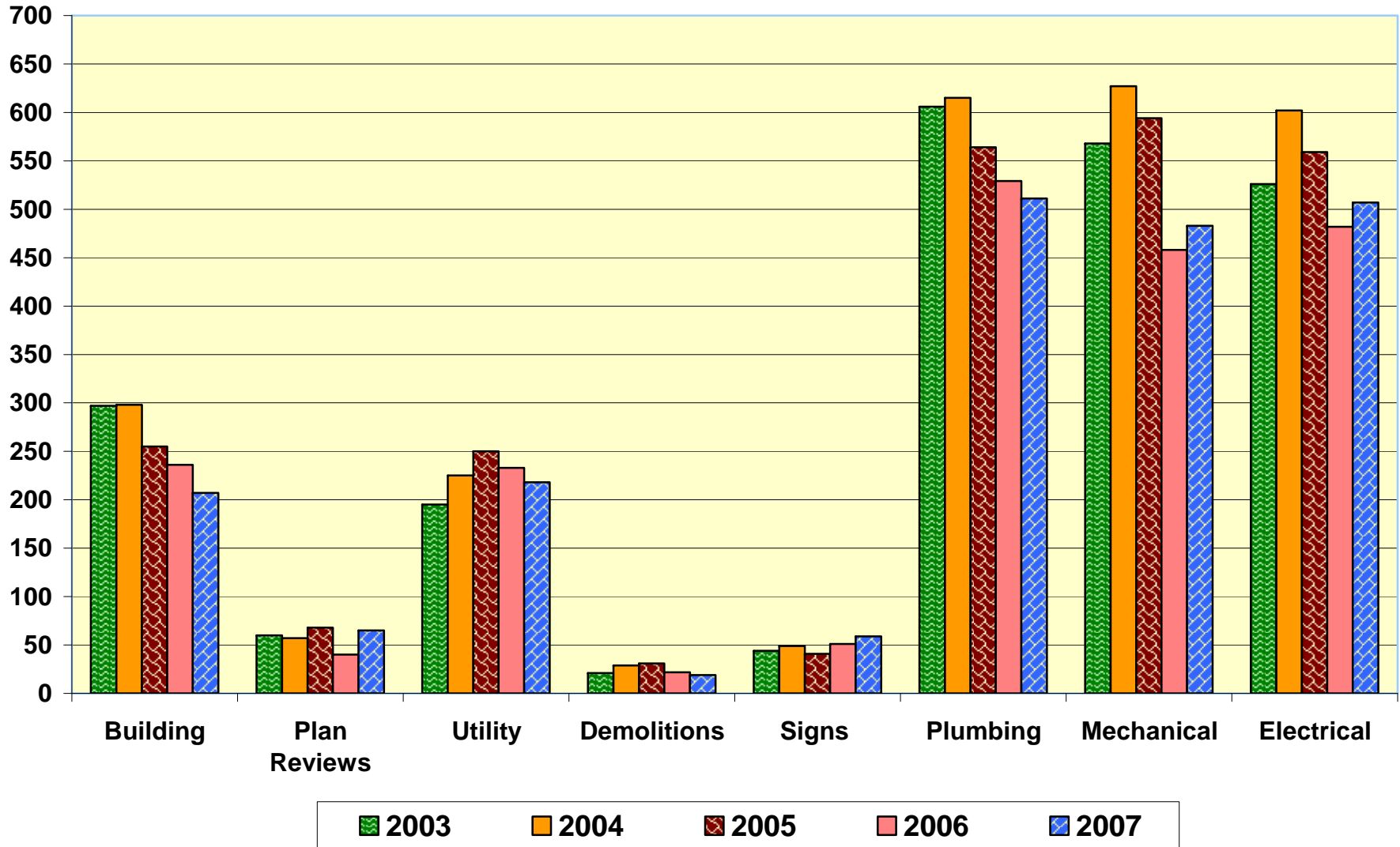
**PERMIT
&
HOUSING ACTIVITY**

2003-2007

TOTAL NUMBER OF PERMITS 2003-2007



TOTAL PERMITS 2003-2007



CITY OF URBANA HOUSING PERMITS

YEAR	# OF BUILDINGS ADDED	# OF UNITS ADDED	USE	# OF UNITS DEMOLISHED	SFR-x CNTY FEES OUT OF CITY
2007	76	76	SFR	10	
	13	329	MFR (BUS/MFR)	8	
	1	2	DUP	4	
2006	110	110	SFR	11	SFR-x 3
	11	211	MFR	108	
	1	2	DUP	2	
2005	104	104	SFR	21	SFR-x 11
	7	276	MFR	13	
	2	4	DUP	2	
2004	155	155	SFR	18	SFR-x 17
	6	84	MFR	0	
	3	6	DUP	1	
2003	156	156	SFR	9	SFR-x 3
	5	164	MFR (BUS/MFR)	9	
	3	6	DUP	2	
2002	176	176	SFR	20	
	4	62	MFR	9	
	1	2	DUP	0	
2001	83	83	SFR	19	
	2	57	MFR	9	
	1	2	DUP	0	
2000	47	47	SFR	9	
	6	194	MFR	2	
	1	2	DUP	0	
1999	39	39	SFR	21	
	4	79	MFR	27	
	0	0	DUP	2	
1998	35	35	SFR	11	
	2	36	MFR	12	
	1	2	DUP	0	
1997	25	25	SFR	20	
	44	689	MFR	7	
	1	2	DUP	4	
1996	18	18	SFR	26	
	6	61	MFR	19	
	4	8	DUP	0	
1995	17	17	SFR	20	
	4	80	MFR	24	
	2	4	DUP	0	

CITY OF URBANA HOUSING PERMITS

YEAR	# OF BUILDINGS ADDED	# OF UNITS ADDED	USE	# OF UNITS DEMOLISHED	SFR-x CNTY FEES OUT OF CITY
1994	29	29	SFR	27	
	15	234	MFR	26	
	1	2	DUP	4	
1993	26	26	SFR	21	
	8	180	MFR	4	
	1	2	DUP	0	
1992	32	32	SFR	12	
	1	10	MFR	7	
	0	0	DUP	0	
1991	22	22	SFR	14	
	3	23	MFR	4	
	0	0	DUP	4	
1990	15	15	SFR	20	
	1	17	MFR	23	
	1	2	DUP	12	
1989	14	14	SFR	24	
	6	96	MFR	20	
	2	4	DUP	22	
1988	24	24	SFR	15	
	15	217	MFR	43	
	8	16	DUP	12	

SFR = Single-Family Residence
SFR-x=Out-of-City Single-Family Residence
MFR = Multi-Family Residence
DUP = Duplex Residence

**COMMUNITY DEVELOPMENT SERVICES
BUILDING SAFETY DIVISION
YEAR 2006 TOTALS**

PERMITS, LICENSES, EXAMS		
Activity	Number Issued	Fees Collected
Building Permits	236	\$105,674.00
Plan Reviews	40	\$27,907.00
Utility Permits	233	\$12,546.00
Demolition Utility Permits	22	\$3,277.00
Sign Utility Permits	51	\$2,649.00
Plumbing Permits	529	\$102,044.00
HVAC Permits (Mech)	458	\$65,092.41
Electrical Permits	482	\$60,239.58
Temporary Certificates of Occupancy	43	\$3,035.00
Certified Housing Contract	1	\$20,027.00
Elevator Permits 2006-2007	150	\$7,500.00
Total Inspections for Jan-Dec 2006	4310	
Gordon ----	363	
Clay -----	8	
Corey -----	1644	
Steve -----	972	
Tim -----	1314	
Miscellaneous--	9	
Electrical Exams	12	\$600.00
Elect License-New	2	\$200.00
Elect License-Renew	90	\$11,175.00
Elect Non-Urbana Transferred License	44	\$5,500.00
TOTAL PERMIT FEES-2006		\$379,428.99
TOTAL PERMITS-2006	2051	
TOTAL TEMPORARY C OF O'S	43	\$3,035.00
TOTAL INSPECTIONS	4310	
TOTAL ELEVATOR PERMITS 2006	150	\$7,500.00
TOTAL CERTIFIED HOUSING CONTRACT		\$20,027.00
TOTAL ELECT EXAMS/LICENSES	148	17,475.00
GRAND TOTAL AMOUNT		427,465.99

PERMIT TOTALS FOR YEAR 2006

	JAN	FEB	MARCH	APRIL	MAY	JUNE	JULY	AUG	SEPT	OCT	NOV	DEC	YEAR TO DATE
BUILDING PERMITS	13	16	16	24	37	35	21	13	13	18	15	15	236
UTILITY PERMITS	21	10	18	31	22	24	19	16	30	17	15	10	233
DEMOLITION PERMITS	0	0	0	2	3	3	1	5	2	0	3	3	22
SIGN PERMITS	10	3	5	4	5	4	4	5	1	4	3	3	51
PLUMBING PERMITS	40	32	49	44	25	64	46	39	51	45	42	52	529
MECHANICAL PERMITS	38	37	24	51	25	66	54	37	37	41	25	23	458
ELECTRICAL PERMITS	33	43	30	51	43	47	58	42	26	46	38	25	482
YEAR PERMIT TOTALS ONLY	155	141	142	207	160	243	203	157	160	171	141	131	2011
PLAN REVIEWS	5	3	1	5	3	3	5	2	4	6	1	2	40
TEMP C OF O'S	6	6	3	3	5	1	4	7	3	4	0	1	43
ELECTRICAL EXAMS	0	0	5	1	0	4	0	0	2	0	0	0	12
ELECTRICAL LICENSE-NEW	0	0	2	0	0	0	0	0	0	0	0	0	2
ELECTRICAL LICENSE RENEWALS	1	0	2	0	0	30	45	8	2	2	0	0	90
ELECT NON-URBANA TRANSFERRED LICENSE	2	2	2	7	7	7	4	4	4	2	3	0	44
ELECTRICAL LICENSE TOTALS	3	2	11	8	7	41	49	12	8	4	3	0	148
ELEVATOR PERMITS								150					150
CERTIFIED HOUSING CONTRACT	0	1	0	0	0	0	0	0	0	0	0	0	1
YEAR TOTALS FOR THE MONTH-only includes group totals	169	152	157	223	175	288	261	178	175	185	145	134	2242
INSPECTION TOTALS	332	351	333	399	371	414	386	414	286	432	320	272	4310

**BUILDING SAFETY DIVISION
COMMUNITY DEVELOPMENT SERVICES
YEAR 2005 TOTALS**

PERMITS, LICENSES, EXAMS		
Activity	Number Issued	Fees Collected
Building Permits	255	\$216,002.00
Plan Reviews	68	\$81,292.00
Utility Permits	251	\$17,812.00
Demolition Utility Permits	31	\$4,714.00
Sign Utility Permits	41	\$1,925.00
Plumbing Permits	564	\$79,842.00
HVAC Permits (Mech)	593	\$105,607.27
Electrical Permits	559	\$110,025.41
Temporary Certificates of Occupancy	29	\$1,360.00
Elevator Permits	143	\$7,150.00
Certified Housing Contract		\$19,443.00
Total Inspections for Year	4983	
Gordon ----	447	
Clay -----	11	
Corey -----	2037	
Steve -----	913	
Tim -----	1453	
Randy ----	2	
Miscellaneous--	120	
Electrical Exams	12	\$600.00
Elect License-New	4	\$500.00
Elect License-Renew	85	\$10,875.00
Elect Non-Urbana Transferred License	48	\$5,955.00
TOTAL PERMIT FEES-2005		\$617,219.68
TOTAL PERMITS-2005	2362	
TOTAL TEMPORARY C OF O'S	29	\$1,360.00
TOTAL INSPECTIONS	4983	
TOTAL ELEVATOR PERMITS	143	\$7,150.00
TOTAL CERTIFIED HOUSING CONTRACT	1	\$19,443.00
TOTAL ELECT EXAMS/LICENSES	149	17,930.00
GRAND TOTAL AMOUNT		663,102.68

PERMIT TOTALS FOR YEAR 2005													
	JAN	FEB	MARCH	APRIL	MAY	JUNE	JULY	AUG	SEPT	OCT	NOV	DEC	YEAR TO DATE
BUILDING PERMITS	19	20	36	33	24	19	11	23	27	25	7	11	255
UTILITY PERMITS	0	5	21	16	47	29	23	27	20	23	20	20	251
DEMOLITION PERMITS	1	3	3	5	3	3	1	3	2	2	1	4	31
SIGN PERMITS	6	2	2	2	1	3	2	2	4	4	2	11	41
PLUMBING PERMITS	46	41	62	67	48	57	36	43	48	43	35	38	564
MECHANICAL PERMITS	42	38	49	37	72	57	55	52	61	56	38	36	593
ELECTRICAL PERMITS	58	45	53	50	34	60	36	69	51	39	41	23	559
YEAR PERMIT TOTALS ONLY	172	154	226	210	229	228	164	219	213	192	144	143	2294
PLAN REVIEWS	4	4	1	8	2	5	4	8	9	11	4	8	68
TEMP C OF O'S	5	8	3	1	1	2	1	4	1	0	1	2	29
ELECTRICAL EXAMS	0	0	2	0	0	3	0	0	2	0	0	5	12
ELECTRICAL LICENSE-NEW	0	0	2	0	0	1	0	0	1	0	0	0	4
ELECTRICAL LICENSE RENEWALS	4	1	2	0	0	0	72	5	0	1	0	0	85
ELECT NON-URBANA TRANSFERRED LICENSE	3	4	1	9	8	8	4	4	1	2	2	2	48
ELECTRICAL LICENSE TOTALS	7	5	7	9	8	12	76	9	4	3	2	7	149
ELEVATOR PERMITS	0	0	0	0	0	0	0	0	0	0	0	143	143
CERTIFIED HOUSING CONTRACT	0	0	0	1	0	0	0	0	0	0	0	0	1
YEAR TOTALS FOR THE MONTH-only includes group totals	188	171	237	228	240	247	245	240	227	206	151	160	2540
INSPECTION TOTALS	268	268	387	437	480	521	397	553	457	469	465	281	4983

**COMMUNITY DEVELOPMENT SERVICES
BUILDING SAFETY DIVISION
YEAR 2004 TOTALS**

PERMITS, LICENSES, EXAMS		
Activity	Number Issued	Fees Collected
Building Permits	298	\$214,488.00
Utility Permits	225	\$11,843.00
Demolition Utility Permits	29	\$4,638.00
Sign Utility Permits	49	\$1,800.00
Plumbing Permits	614	\$82,884.82
HVAC Permits (Mech)	628	\$96,546.13
Electrical Permits	602	\$63,977.54
Plan Reviews	57	\$31,136.00
Temporary Certificates of Occupancy	101	\$3,450.00
Certified Housing Contract	1	\$19,440.00
Elevator Permits 2004-2005	143	\$7,150.00
Total Inspections for Year	5100	
Gordon ----	431	
Clay -----	3	
Corey -----	2296	
Steve -----	924	
Tim -----	1396	
Miscellaneous--	50	
Electrical Exams	11	\$550.00
Elect License-New	2	\$225.00
Elect License-Renew	72	\$9,000.00
Elect Non-Urbana Transferred License	45	\$5,625.00
TOTAL PERMIT FEES-2004		\$507,313.49
TOTAL PERMITS-2004	2445	
TOTAL TEMPORARY C OF O'S	101	\$3,450.00
TOTAL INSPECTIONS	5100	
TOTAL ELEVATOR PERMITS 2004-05	143	\$7,150.00
TOTAL CERTIFIED HOUSING CONTRACT		\$19,440.00
TOTAL ELECT EXAMS/LICENSES	130	15,400.00
GRAND TOTAL AMOUNT		552,753.49

PERMIT TOTALS FOR YEAR 2004

	JAN	FEB	MARCH	APRIL	MAY	JUNE	JULY	AUG	SEPT	OCT	NOV	DEC	YEAR TO DATE
BUILDING PERMITS	18	25	18	31	30	40	34	30	23	17	12	20	298
UTILITY PERMITS	10	5	13	23	29	27	15	31	25	19	17	11	225
DEMOLITION PERMITS	0	0	5	3	3	4	2	0	1	6	0	5	29
SIGN PERMITS	4	3	4	2	6	3	2	6	4	5	8	2	49
PLUMBING PERMITS	27	50	44	63	47	76	74	76	47	44	33	33	614
MECHANICAL PERMITS	36	64	38	55	60	61	66	52	54	45	60	37	628
ELECTRICAL PERMITS	61	32	51	43	51	61	61	89	40	36	37	40	602
YEAR PERMIT TOTALS ONLY	156	179	173	220	226	272	254	284	194	172	167	148	2445
PLAN REVIEWS	6	3	1	9	4	7	4	1	10	5	5	2	57
TEMP C OF O'S	11	13	15	9	12	14	4	12	1	3	2	5	101
ELECTRICAL EXAMS	0	1	0	0	1	0	0	0	5	0	0	4	11
ELECTRICAL LICENSE-NEW	0	0	1	0	0	0	0	0	1	0	0	0	2
ELECTRICAL LICENSE RENEWALS	0	0	0	0	0	51	15	4	2	0	0	0	72
ELECT NON-URBANA TRANSFERRED LICENSE	4	3	1	4	10	5	1	8	1	1	4	3	45
ELECTRICAL LICENSE TOTALS	4	4	2	4	11	56	16	12	9	1	4	7	130
ELEVATOR PERMITS	0	0	0	0	0	0	0	0	0	0	0	143	143
CERTIFIED HOUSING CONTRACT	0	0	0	1	0	0	0	0	0	0	0	0	1
YEAR TOTALS FOR THE MONTH- only includes group totals	177	199	191	242	253	349	278	309	214	181	178	162	2733
INSPECTION TOTALS	343	296	471	490	464	472	520	501	409	384	373	330	5053

**COMMUNITY DEVELOPMENT SERVICES
BUILDING SAFETY DIVISION
YEAR 2003 TOTALS**

PERMITS, LICENSES, EXAMS		
Activity	Number Issued	Fees Collected
Building Permits	297	\$114,860.00
Plan Reviews	60	\$45,435.00
Utility Permits	195	\$6,905.00
Demolition Utility Permits	21	\$2,262.00
Sign Utility Permits	44	\$1,709.00
Plumbing Permits	606	\$69,978.20
HVAC Permits (Mech)	568	\$45,060.08
Electrical Permits	526	\$59,443.62
Temporary Certificates of Occupancy	85	\$3,280.00
Certified Housing Contract	1	\$18,695.00
Elevator Permits 2003-2004	139	\$6,950.00
Total Inspections for Year	4455	
Gordon ----	184	
Clay -----	5	
Corey -----	1799	
Steve -----	939	
Tim -----	1407	
Miscellaneous--	121	
Electrical Exams	5	\$120.00
Elect License-New	0	\$0.00
Elect License-Renew	84	\$10,525.00
Elect Non-Urbana Transferred License	30	\$3,250.00
TOTAL PERMIT FEES-2003		\$345,652.90
TOTAL PERMITS-2003	2317	
TOTAL TEMPORARY C OF O'S	85	\$3,280.00
TOTAL INSPECTIONS	4455	
TOTAL ELEVATOR PERMITS 2003-04	139	\$6,950.00
TOTAL CERTIFIED HOUSING CONTRACT		\$18,695.00
TOTAL ELECT EXAMS/LICENSES	119	13,895.00
GRAND TOTAL AMOUNT		388,472.90

PERMIT TOTALS FOR YEAR 2003

	JAN	FEB	MARCH	APRIL	MAY	JUNE	JULY	AUG	SEPT	OCT	NOV	DEC	YEAR TO DATE
BUILDING PERMITS	11	12	11	29	40	33	24	22	20	52	29	14	297
UTILITY PERMITS	5	7	9	20	27	26	16	26	18	22	9	10	195
DEMOLITION PERMITS	3	1	1	2	0	1	0	3	2	3	3	2	21
SIGN PERMITS	0	3	5	8	2	7	3	4	1	4	4	3	44
PLUMBING PERMITS	25	26	55	48	64	78	42	40	51	75	58	44	606
MECHANICAL PERMITS	22	38	44	50	47	30	66	41	58	65	64	43	568
ELECTRICAL PERMITS	44	23	39	38	36	56	49	44	51	41	50	55	526
YEAR PERMIT TOTALS ONLY	110	110	164	195	216	231	200	180	201	262	217	171	2257
PLAN REVIEWS	4	4	4	4	4	8	4	2	4	14	5	3	60
TEMP C OF O'S	1	5	14	13	5	9	14	2	2	5	5	10	85
ELECTRICAL EXAMS	0	0	2	0	0	3	0	0	0	0	0	0	5
ELECTRICAL LICENSE RENEWALS	0	0	0	3	0	43	31	4	2	0	0	1	84
ELECT NON-URBANA TRANSFERRED LICENSE	4	1	5	5	3	2	2	1	4	2	0	1	30
ELECTRICAL LICENSE TOTALS	4	1	7	8	3	48	33	5	6	2	0	2	119
Elevator Permits	0	0	0	0	0	0	0	0	0	139	0	0	139
CERTIFIED HOUSING CONTRACT	0	0	0	0	0	0	1	0	0	0	0	0	1
YEAR TOTALS FOR THE MONTH-only includes group totals	119	120	189	220	228	296	251	189	213	283	227	186	2521
INSPECTION TOTALS	331	244	333	309	357	348	425	424	410	404	374	489	4448

INSPECTION

ACTIVITY

2003-2007

TOTAL NUMBER OF INSPECTIONS MADE 2003 – 2007

YEAR 2007	JAN	FEB	MARCH	APRIL	MAY	JUNE	JULY	AUG	SEPT	OCT	NOV	DEC	YEAR TO DATE
GRS	2	3	11	13	2	20	20	9	14	16	20	3	133
SRC	82	61	57	43	127	61	60	94	65	67	60	108	885
TGM	110	53	93	110	104	114	123	165	87	114	105	66	1244
CWI	138	86	137	162	181	141	155	151	104	153	121	73	1602
CRB	0	0	1	1	1	3	3	1	1	0	0	0	11
SLC	0	0	0	1	1	0	4	3	13	4	3	0	29
Miscellaneous	1	0	0	11	2	6	1	0	30	0	0	2	53
MONTHLY TOTALS	333	203	299	341	418	345	366	423	314	354	309	252	3957

YEAR 2006	JAN	FEB	MARCH	APRIL	MAY	JUNE	JULY	AUG	SEPT	OCT	NOV	DEC	YEAR TO DATE
GRS	37	32	42	45	27	46	30	17	13	32	34	8	363
SRC	81	83	58	78	89	116	82	75	73	103	68	66	972
TGM	83	116	120	127	129	92	126	122	88	128	101	82	1314
CWI	126	119	112	149	125	158	148	197	111	169	114	116	1644
CRB	1	1	1	0	0	2	0	0	0	0	3	0	8
Miscellaneous	4	0	0	0	1	0	0	3	1	0	0	0	9
MONTHLY TOTALS	332	351	333	399	371	414	386	414	286	432	320	272	4310

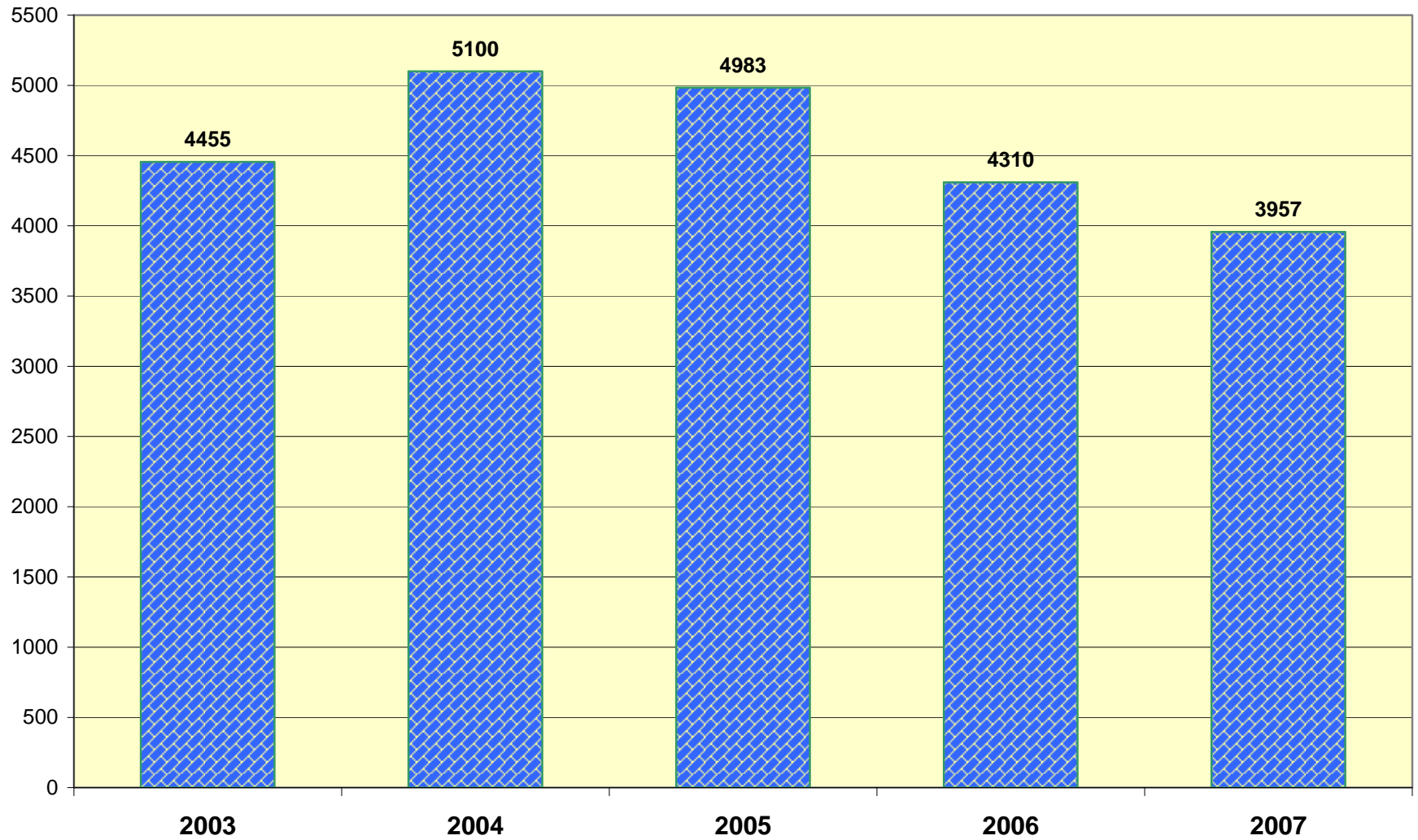
YEAR 2005	JAN	FEB	MARCH	APRIL	MAY	JUNE	JULY	AUG	SEPT	OCT	NOV	DEC	YEAR TO DATE
GRS	57	24	19	31	47	29	37	58	57	29	27	32	447
SRC	51	35	49	66	75	108	57	103	64	115	131	59	913
TGM	76	88	122	100	140	176	136	169	120	148	123	55	1453
CWI	83	120	194	206	215	205	162	216	170	168	167	131	2037
CRB	0	0	0	0	0	0	3	4	0	1	0	3	11
RLB	0	0	0	0	1	0	0	0	0	0	1	0	2
Miscellaneous	1	1	3	34	2	3	2	3	46	8	16	1	120
MONTHLY TOTALS	268	268	387	437	480	521	397	553	457	469	465	281	4983

TOTAL NUMBER OF INSPECTIONS MADE 2003 – 2007

YEAR 2004	JAN	FEB	MARCH	APRIL	MAY	JUNE	JULY	AUG	SEPT	OCT	NOV	DEC	YEAR TO DATE
GRS	21	10	19	11	11	32	41	118	65	22	41	40	431
SRC	59	52	47	58	111	87	94	77	89	73	97	80	924
TGM	105	130	139	125	121	136	148	115	66	96	101	114	1396
CWI	159	101	267	287	222	214	226	201	188	195	134	102	2296
CRB	0	0	0	1	0	0	0	0	2	0	0	0	3
Miscellaneous MONTHLY	1	4	1	8	2	3	13	0	2	2	13	1	50
TOTALS	345	297	473	490	467	472	522	511	412	388	386	337	5100

YEAR 2003	JAN	FEB	MARCH	APRIL	MAY	JUNE	JULY	AUG	SEPT	OCT	NOV	DEC	YEAR TO DATE
GRS	53	24	4	11	1	7	5	6	12	18	26	17	184
SRC	180	85	71	70	70	84	77	79	44	54	44	81	939
TGM	95	108	107	94	97	103	146	135	148	117	122	135	1407
CWI	0	24	151	133	170	153	181	198	184	216	178	211	1799
CRB	0	0	0	0	0	0	0	1	0	1	1	2	5
Miscellaneous MONTHLY	3	3	0	1	21	3	16	5	23	0	3	43	121
TOTALS	331	244	333	309	359	350	425	424	411	406	374	489	4455

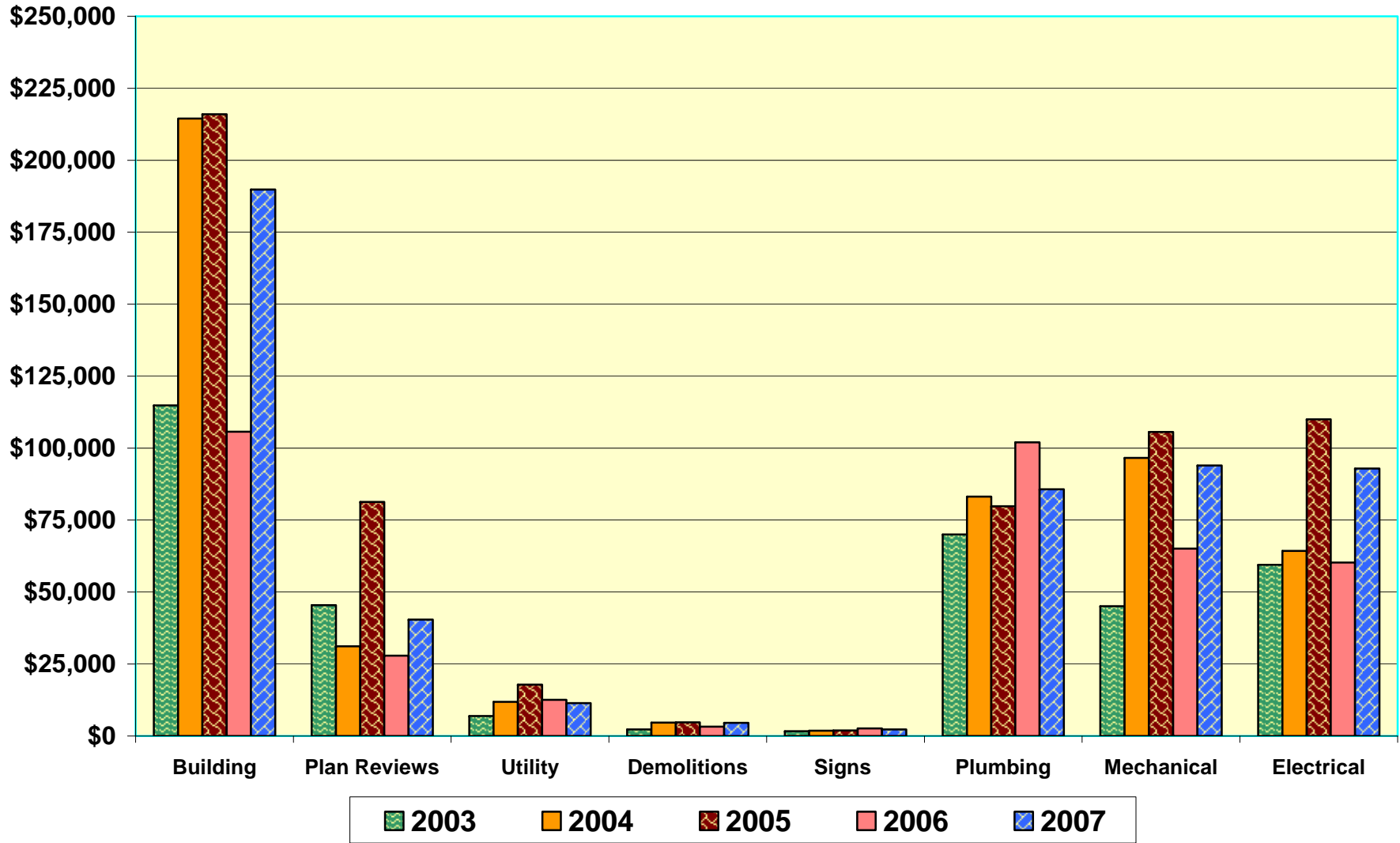
TOTAL NUMBER OF INSPECTIONS 2003-2007



FEE TOTALS

2003-2007

TOTAL PERMIT REVENUE 2003-2007



FEE TOTALS FOR YEAR 2006													
	JAN	FEB	MARCH	APRIL	MAY	JUNE	JULY	AUG	SEPT	OCT	NOV	DEC	YEAR TO DATE
BUILDING PERMITS	\$8,232.00	\$6,549.00	\$13,753.00	\$12,659.00	\$10,355.00	\$11,772.00	\$15,824.00	\$4,538.00	\$5,549.00	\$11,038.00	\$2,616.00	\$2,789.00	\$105,674.00
UTILITY PERMITS	\$1,039.00	\$669.00	\$545.00	\$1,200.00	\$500.00	\$2,085.00	\$651.00	\$2,730.00	\$1,425.00	\$687.00	\$635.00	\$380.00	\$12,546.00
DEMOLITION PERMITS	\$0.00	\$0.00	\$0.00	\$200.00	\$300.00	\$200.00	\$100.00	\$1,598.00	\$254.00	\$0.00	\$325.00	\$300.00	\$3,277.00
SIGN PERMITS	\$442.00	\$100.00	\$185.00	\$80.00	\$160.00	\$205.00	\$530.00	\$452.00	\$60.00	\$270.00	\$60.00	\$105.00	\$2,649.00
PLUMBING PERMITS	\$12,580.00	\$2,868.00	\$15,384.00	\$17,200.00	\$3,852.00	\$5,368.00	\$3,428.00	\$5,204.00	\$8,876.00	\$19,212.00	\$3,616.00	\$4,456.00	\$102,044.00
HVAC PERMIT (MECH)	\$8,773.00	\$6,064.27	\$3,230.00	\$6,631.60	\$5,728.87	\$7,046.00	\$6,897.73	\$4,110.69	\$6,234.25	\$6,715.00	\$1,664.00	\$1,997.00	\$65,092.41
ELECTRICAL PERMITS	\$5,585.00	\$9,911.00	\$3,853.00	\$3,779.00	\$7,243.00	\$3,875.00	\$2,645.30	\$4,308.75	\$3,811.50	\$6,402.03	\$5,020.00	\$3,806.00	\$60,239.58
YEAR FEE TOTALS ONLY	\$36,651.00	\$26,161.27	\$36,950.00	\$41,749.60	\$28,138.87	\$30,551.00	\$30,076.03	\$22,941.44	\$26,209.75	\$44,324.03	\$13,936.00	\$13,833.00	\$351,521.99
PLAN REVIEWS	\$12,578.00	\$1,120.00	\$900.00	\$1,797.00	\$1,065.00	\$950.00	\$2,387.00	\$875.00	\$2,255.00	\$3,577.00	\$153.00	\$250.00	\$27,907.00
TEMPORARY C OF O'S	\$450.00	\$300.00	\$325.00	\$75.00	\$450.00	\$100.00	\$175.00	\$450.00	\$400.00	\$285.00	\$0.00	\$25.00	\$3,035.00
ELECTRICAL EXAMS	\$0.00	\$0.00	\$250.00	\$50.00	\$0.00	\$200.00	\$0.00	\$0.00	\$100.00	\$0.00	\$0.00	\$0.00	\$600.00
ELECTRICAL LICENSE-NEW	\$0.00	\$0.00	\$200.00	\$0.00	\$0.00	\$0.00	\$0.00	\$0.00	\$0.00	\$0.00	\$0.00	\$0.00	\$200.00
ELECTRICAL LICENSE-RENEW	\$100.00	\$0.00	\$200.00	\$0.00	\$0.00	\$3,750.00	\$5,625.00	\$1,000.00	\$250.00	\$250.00	\$0.00	\$0.00	\$11,175.00
ELECTRICAL NON-URBANA TRANSFERRED LICENSE	\$250.00	\$250.00	\$250.00	\$875.00	\$875.00	\$875.00	\$500.00	\$500.00	\$500.00	\$250.00	\$375.00	\$0.00	\$5,500.00
ELECTRICAL LICENSE FEE TOTALS	\$350.00	\$250.00	\$900.00	\$925.00	\$875.00	\$4,825.00	\$6,125.00	\$1,500.00	\$850.00	\$500.00	\$375.00	\$0.00	\$17,475.00
ELEVATOR PERMITS	\$0.00	\$0.00	\$0.00	\$0.00	\$0.00	\$0.00	\$0.00	\$7,500.00	\$0.00	\$0.00	\$0.00	\$0.00	\$7,500.00
CERTIFIED HOUSING CONTRACT	\$0.00	\$20,027.00	\$0.00	\$0.00	\$0.00	\$0.00	\$0.00	\$0.00	\$0.00	\$0.00	\$0.00	\$0.00	\$20,027.00
YEAR TOTALS FOR THE MONTH-only includes group totals	\$50,029.00	\$27,831.27	\$39,075.00	\$44,546.60	\$30,528.87	\$36,426.00	\$38,763.03	\$25,766.44	\$29,714.75	\$48,686.03	\$14,464.00	\$14,108.00	\$399,938.99
								GRAND TOTAL of Bldg, Pln Rvw, Temp CofO, Elect, Rental Reg, Cert Hsg					\$427,465.99

FEE TOTALS FOR YEAR 2003													
	JAN	FEB	MARCH	APRIL	MAY	JUNE	JULY	AUG	SEPT	OCT	NOV	DEC	YEAR TO DATE
BUILDING PERMITS	\$4,934.00	\$8,000.00	\$2,373.00	\$8,438.00	\$15,162.00	\$11,118.00	\$6,991.00	\$6,813.00	\$6,688.00	\$28,106.00	\$9,083.00	\$7,154.00	\$114,860.00
UTILITY PERMITS	\$145.00	\$215.00	\$225.00	\$505.00	\$720.00	\$773.00	\$507.00	\$1,720.00	\$640.00	\$995.00	\$250.00	\$210.00	\$6,905.00
DEMOLITION PERMITS	\$300.00	\$161.00	\$100.00	\$100.00	\$0.00	\$35.00	\$0.00	\$300.00	\$450.00	\$170.00	\$511.00	\$135.00	\$2,262.00
SIGN PERMITS	\$0.00	\$120.00	\$155.00	\$519.00	\$80.00	\$225.00	\$60.00	\$80.00	\$20.00	\$137.00	\$190.00	\$123.00	\$1,709.00
PLUMBING PERMITS	\$4,380.00	\$3,760.00	\$6,695.00	\$3,045.00	\$6,300.00	\$9,700.00	\$2,920.20	\$2,988.00	\$5,204.00	\$14,238.00	\$4,680.00	\$6,068.00	\$69,978.20
HVAC PERMIT (MECH)	\$1,684.00	\$1,850.00	\$2,926.00	\$6,348.75	\$2,776.50	\$2,535.00	\$4,687.80	\$2,735.00	\$4,045.00	\$7,646.65	\$4,864.38	\$2,961.00	\$45,060.08
ELECTRICAL PERMITS	\$4,257.00	\$1,168.00	\$4,277.62	\$4,271.00	\$3,822.00	\$6,162.00	\$4,494.00	\$2,724.00	\$4,006.00	\$4,243.00	\$9,421.00	\$10,598.00	\$59,443.62
YEAR FEE TOTALS ONLY	\$15,700.00	\$15,274.00	\$16,751.62	\$23,226.75	\$28,860.50	\$30,548.00	\$19,660.00	\$17,360.00	\$21,053.00	\$55,535.65	\$28,999.38	\$27,249.00	\$300,217.90
PLAN REVIEWS	\$1,711.00	\$9,835.00	\$1,152.00	\$2,265.00	\$1,563.00	\$5,085.00	\$1,175.00	\$923.00	\$1,400.00	\$8,843.00	\$3,233.00	\$8,250.00	\$45,435.00
TEMPORARY C OF O'S	\$25.00	\$125.00	\$350.00	\$325.00	\$200.00	\$400.00	\$750.00	\$50.00	\$50.00	\$360.00	\$260.00	\$385.00	\$3,280.00
ELECTRICAL EXAMS	\$0.00	\$0.00	\$60.00	\$0.00	\$0.00	\$60.00	\$0.00	\$0.00	\$0.00	\$0.00	\$0.00	\$0.00	\$120.00
ELECTRICAL LICENSE-RENEW	\$0.00	\$0.00	\$0.00	\$400.00	\$0.00	\$5,375.00	\$3,875.00	\$500.00	\$250.00	\$0.00	\$0.00	\$125.00	\$10,525.00
ELECTRICAL NON-URBANA TRANSFERRED LICENSE	\$400.00	\$100.00	\$500.00	\$500.00	\$300.00	\$200.00	\$250.00	\$125.00	\$500.00	\$250.00	\$0.00	\$125.00	\$3,250.00
ELECTRICAL LICENSE FEE TOTALS	\$400.00	\$100.00	\$560.00	\$900.00	\$300.00	\$5,635.00	\$4,125.00	\$625.00	\$750.00	\$250.00	\$0.00	\$250.00	\$13,895.00
ELEVATOR PERMITS	\$0.00	\$0.00	\$0.00	\$0.00	\$0.00	\$0.00	\$0.00	\$0.00	\$0.00	\$6,950.00	\$0.00	\$0.00	\$6,950.00
CERTIFIED HOUSING CONTRACT	\$0.00	\$0.00	\$0.00	\$0.00	\$0.00	\$0.00	\$18,695.00	\$0.00	\$0.00	\$0.00	\$0.00	\$0.00	\$18,695.00
YEAR TOTALS FOR THE MONTH-only includes group totals	\$17,836.00	\$25,334.00	\$18,813.62	\$26,716.75	\$30,923.50	\$41,668.00	\$25,710.00	\$18,958.00	\$23,253.00	\$64,988.65	\$32,492.38	\$36,134.00	\$362,827.90
GRAND TOTAL of Bldg, Pln Rvw, Temp CofO, Elect, Rental Reg, Cert Hsg													\$388,472.90