

City of Urbana

Building Safety Division



2009 Annual Report



DEPARTMENT OF COMMUNITY DEVELOPMENT SERVICES

Building Safety Division

M e m o r a n d u m

TO: Elizabeth Tyler, FAICP, Director

FROM: Gordon R. Skinner, Building Safety Division Manager

DATE: March 23, 2010

SUBJECT: **2009 ANNUAL REPORT**
BUILDING SAFETY DIVISION OF THE CITY OF URBANA

2009 was a busy year for the Building Safety Division. The national economic climate has affected Urbana and we have experienced a significant decrease in revenue for permit activities. Nonetheless, the number of smaller projects requiring permits has resulted in a steady amount of activity in the building community.

The following reports describe the division's activity for the previous year. This information is presented in terms of the number of permits, number of inspections and revenues generated by permit type. Revenue from the third year of the rental registration program is reported. Also included is time series information going back for a five-year period from 2005. A report on activities of the Housing Inspection section is also included.

Total Building Safety revenue from all sources in 2009 was \$447,563. This amount is the lowest generated by the Building Safety Division in the last five years. The rental registration amount was \$170,967, including late fees and fines. The non-rental registration amount was \$276,595, a decrease from \$575,794 in 2008. During the last five years, the Building Safety Division has collected a total of \$3,168,841 in fees with an average of \$633,768 per year.

The total number of permits issued by the division in 2009 was 1,780, which is only four fewer than the 1,784 issued in 2008. The average number of permits for the last five years was 2,009.

The total number of inspections performed by the division in 2009 was 3,317. That represents an increase from the 3,281 inspections completed in 2008. The average number of inspections for the last five years was 4,010. Inspection activity and permits have remained relatively the same, although revenue from large projects is down.

In 2009, the Building Safety Division worked on many new construction and remodeling projects, including the Heartland Bank, Burger King, Eastland Suite Apartments, Hendrick House remodel, Comfort Inn Motel, the completion of Carle Echo Lab, Crystal View Townhomes, Freestar Bank, McDonald's and the Patel Law Offices.

In 2010, the Division looks forward to a busy year. Crystal View Townhomes is scheduled to be completed this summer. The Urbana Champaign Sanitary District project Phase III has been issued permits and is under construction as part of a multi-million dollar remodel and addition to the East Urbana property. Construction has started on the Gateway Shoppes strip mall on the west side of Five Points, an Asian grocery is being constructed as infill on the east side of Five Points at the commercial center. Remodels are in the works for both hospitals and several other projects are in the preliminary planning stages.

The Building Safety Division, working along with the Finance Department, had a successful fourth billing for Urbana's Rental Registration Program. A review of the housing section of Building Safety was reported to the Mayor and Council in February 2010. A copy of the review is included in this report. In 2009, a total of 1,385 multi-family dwelling units in 90 apartment buildings and 219 single and duplex dwellings were inspected for a total of 1,604 units inspected. In addition to the initial inspection of these properties, 1,814 follow-up inspections were necessary to check compliance.

Follow up inspections continued at the Woodstone and Scottswood Manor properties. These properties each have new ownership and new names – Woodstone is now "Urbana Townhomes" and Scottswood is now "Aspen Court". While there is still considerable work to be done, progress on the corrections of the property maintenance code violations have been steady under the new ownership.

In 2008, the Building Safety Division, working along with the Grants Management Division, initiated a program to identify severely blighted residential properties that need special attention and which may be eligible for City target area grant funds. The target area includes census tract areas 53 and 55, located in the older parts of north Urbana and east Urbana. The first review in 2008 identified a total of 12 structures. Of these 12, seven have been demolished, two have been repaired or are in the process of renovation, and one has been purchased by the City and is slated to be demolished in the very near future for future redevelopment with affordable housing. Of the remaining two, one will soon be purchased by Carle Foundation and demolished for future redevelopment within the MIC zone and the remaining one is in negotiations with the City for purchase and eventual demolition for redevelopment with affordable housing.

A second survey of the target area was conducted in 2009 and has resulted in the identification of an additional 10 houses and 10 garages that are potentially creating a blighting influence upon the neighborhood. A letter was mailed on January 27, 2010 to the owners of these properties requesting that the owners work with the City to remediate the areas of concern.

Our office received a total of 39 tenant complaints in 2009, nine fewer than the previous year. The majority of these violations were corrected within 30 days.

Under a long-standing service contract, the Building Safety staff conducted annual inspections of Certified Housing at the University of Illinois. There were 24 properties inspected which included 1,330 student residents.

Other important programs were also completed by the Housing Inspection staff, such as mobile home park inspections, fire department inspection follow-ups, and Grants Management program inspections.

2009

PERMIT

TOTALS

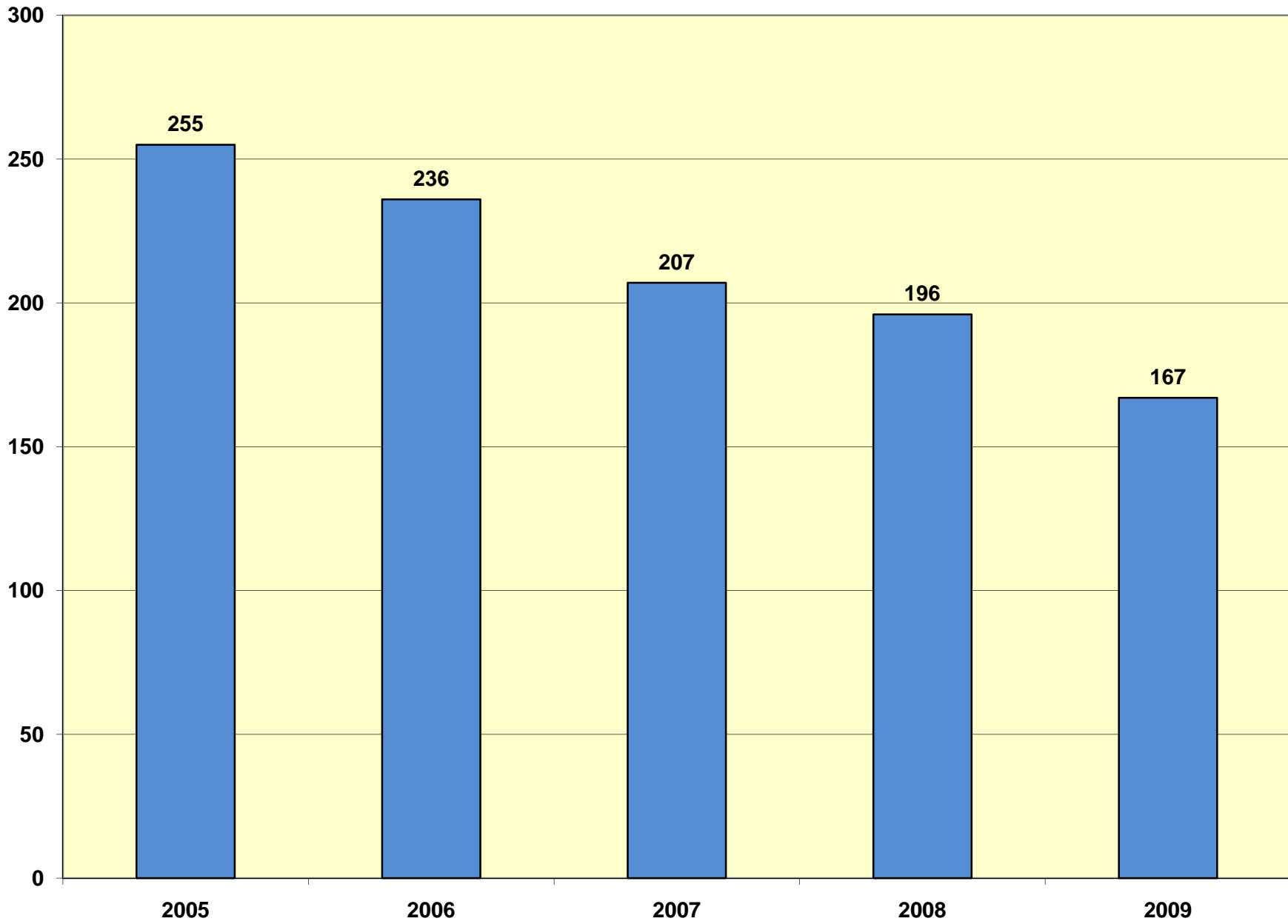
**BUILDING SAFETY DIVISION
COMMUNITY DEVELOPMENT SERVICES
YEAR 2009 TOTALS**

PERMITS, LICENSES, EXAMS		
Activity	Number Issued	Fees Collected
Building Permits	167	\$53,980.00
Plan Reviews	43	\$34,435.00
Utility Permits	178	\$13,996.00
Demolition Utility Permits	20	\$2,982.00
Sign Utility Permits	58	\$2,920.00
Plumbing Permits	481	\$37,692.00
HVAC Permits (Mech)	414	\$44,232.72
Electrical Permits	419	\$45,790.15
Temporary Certificates of Occupancy	21	\$950.00
Rental Registration (Includes Late Fees/Fines)	9,277	\$170,967.50
Certified Housing Contract	1	\$22,067.50
Total Inspections for Year	3,317	
Gordon ----	159	
Clay -----	0	
Corey -----	1,214	
Steve -----	734	
Tim -----	1,194	
Stephen ---	11	
Miscellaneous --	5	
Elect License-Renew	75	\$11,400.00
Elect Non-Urbana Transferred License	41	\$6,150.00
TOTAL PERMIT FEES-2009		\$236,027.87
TOTAL NUMBER OF PERMITS-2009	1,780	
TOTAL TEMPORARY C OF O'S/FEES	21	\$950.00
TOTAL INSPECTIONS	3,317	
TOTAL RENTAL REGISTRATION (Includes Late Fees/Fines)	9,277	\$170,967.50
TOTAL CERTIFIED HOUSING CONTRACT	1	\$22,067.50
TOTAL ELECT RENEWALS/TRANSFERS	116	17,550.00
GRAND TOTAL AMOUNT		447,562.87

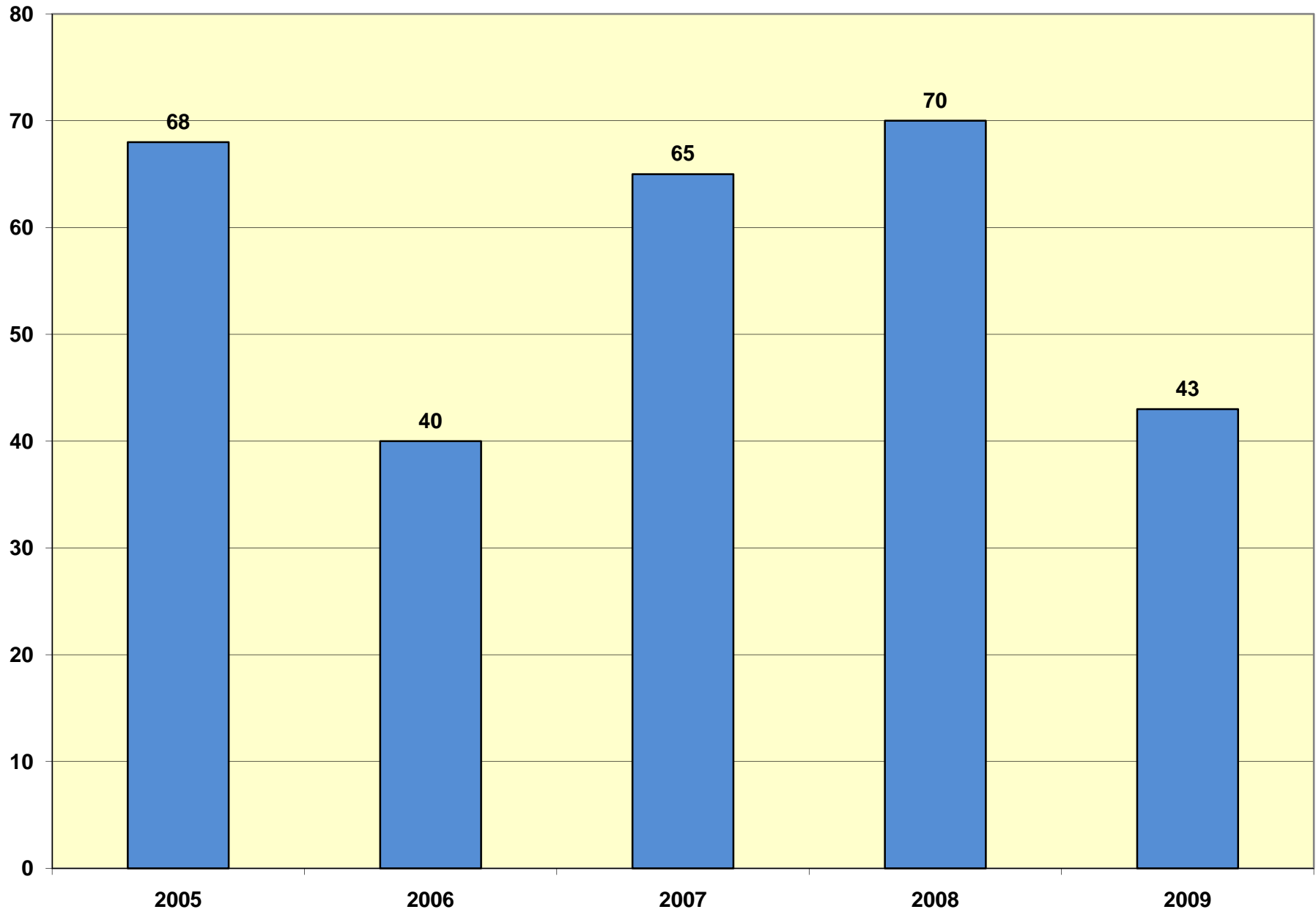
PERMIT TOTALS FOR YEAR 2009

	JAN	FEB	MARCH	APRIL	MAY	JUNE	JULY	AUG	SEPT	OCT	NOV	DEC	YEAR TO DATE
BUILDING PERMITS	24	10	9	17	16	17	12	15	20	10	11	6	167
UTILITY PERMITS	7	3	10	27	27	16	17	17	17	15	14	8	178
DEMOLITION PERMITS	0	0	2	5	3	0	1	0	5	2	2	0	20
SIGN PERMITS	8	3	1	5	3	3	9	5	4	10	2	5	58
PLUMBING PERMITS	24	17	24	52	32	52	48	51	41	53	38	49	481
MECHANICAL PERMITS	21	28	28	41	25	42	31	36	38	40	45	39	414
ELECTRICAL PERMITS	44	21	25	36	29	36	37	43	46	50	29	23	419
YEAR PERMIT TOTALS ONLY	128	82	99	183	135	166	155	167	171	180	141	130	1737
PLAN REVIEWS	0	6	1	2	9	6	1	3	8	2	3	2	43
TEMP C OF O'S	2	1	2	2	3	1	2	1	2	1	1	3	21
ELECTRICAL LICENSE NEW & RENEWALS	0	0	0	0	0	37	32	5	0	0	1	0	75
ELECT NON-URBANA TRANSFERRED LICENSE	9	7	2	4	7	2	2	1	3	2	0	2	41
ELECTRICAL LICENSE TOTALS	9	7	2	4	7	39	34	6	3	2	1	2	116
RENTAL REGISTRATION (Includes Late Fees & Fines)	0	0	0	0	0	0	0	0	0	0	0	9277	9277
CERTIFIED HOUSING CONTRACT	0	1	0	0	0	0	1	0	0	0	0	0	2
YEAR TOTALS FOR THE MONTH-only includes group totals	139	96	104	191	154	212	192	177	184	185	146	137	1917
INSPECTION TOTALS	219	201	231	242	285	317	370	293	294	322	250	293	3317

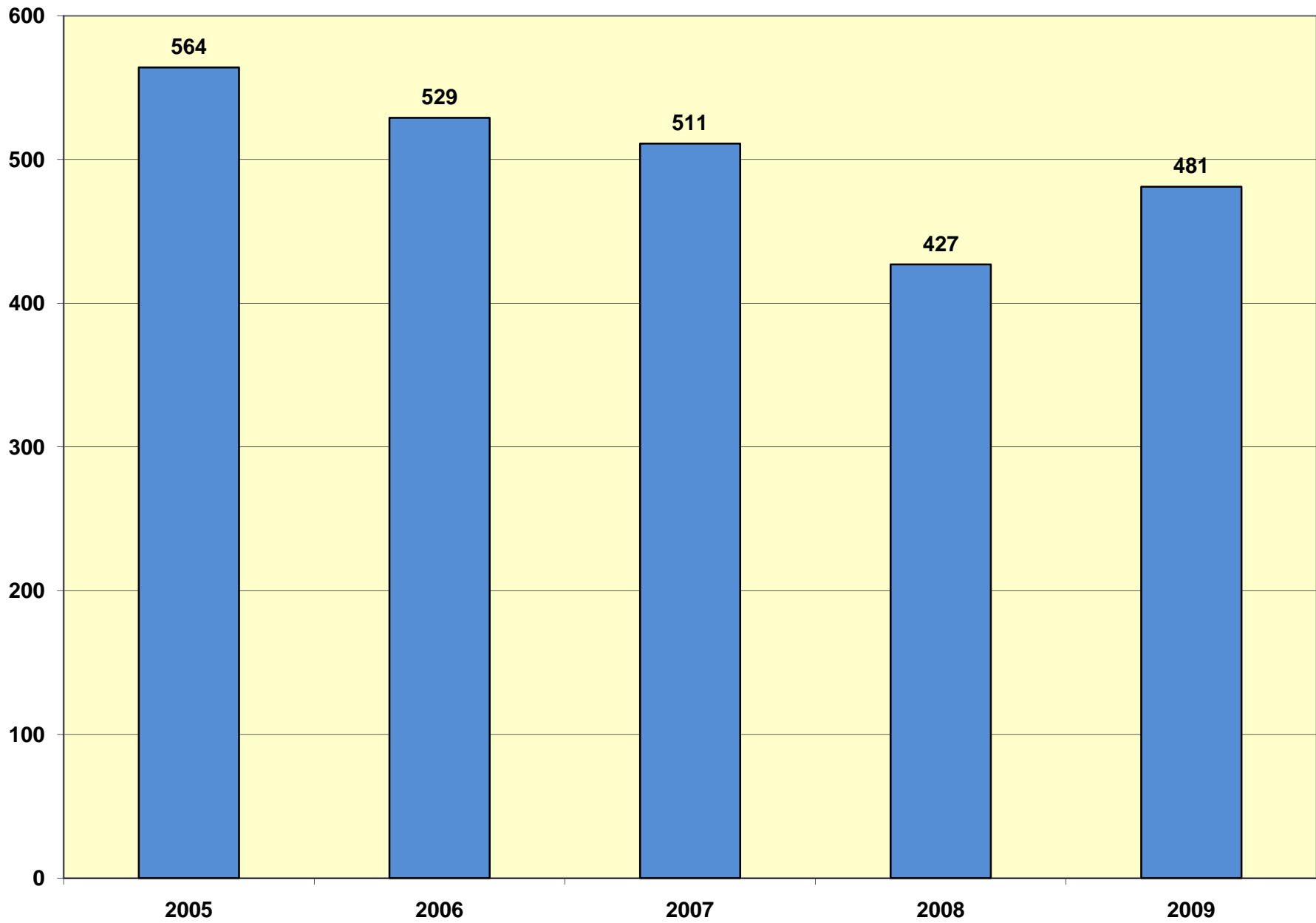
**TOTAL NUMBER OF BUILDING PERMITS
2005-2009**



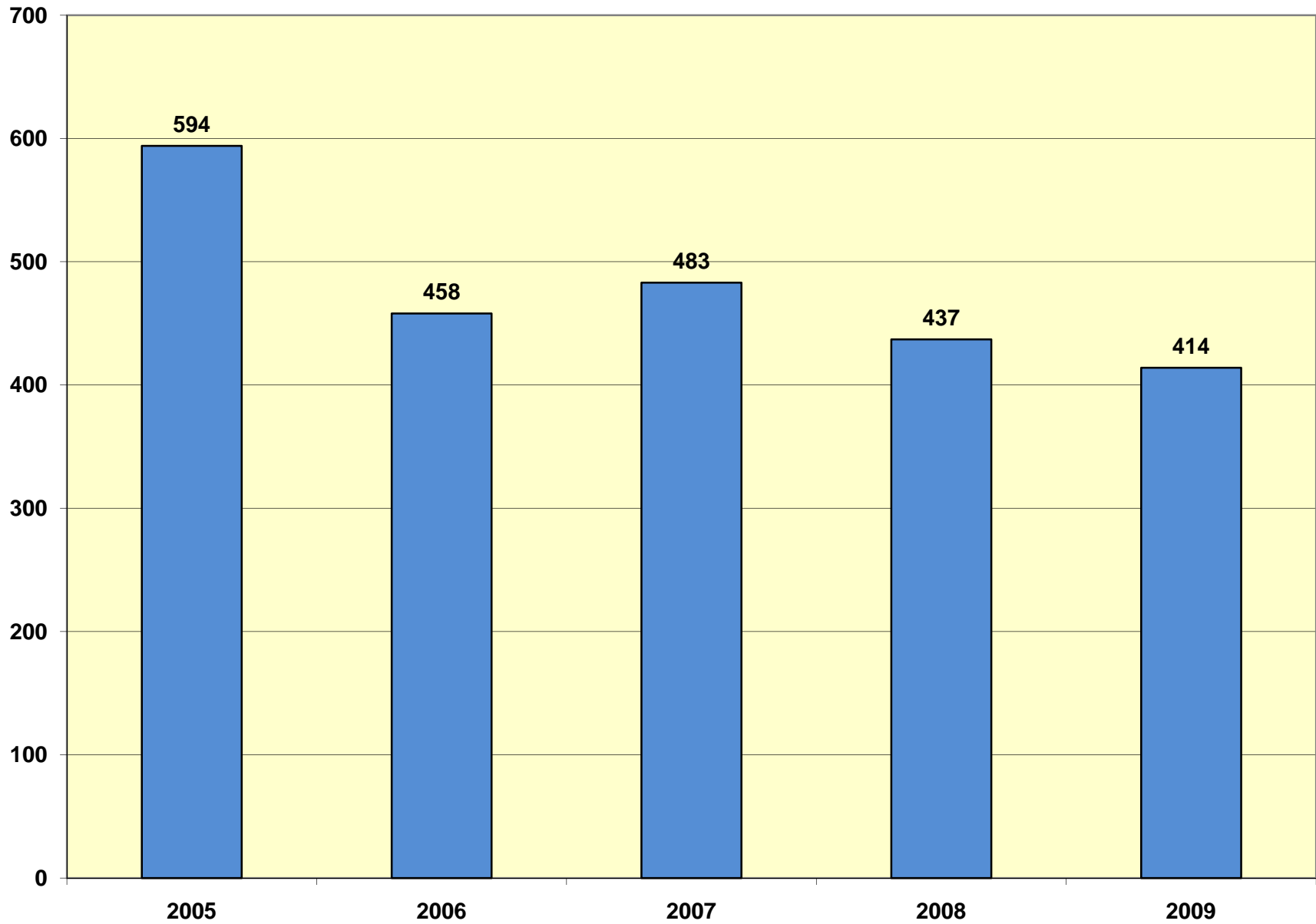
**TOTAL NUMBER OF PLAN REVIEWS
2005 - 2009**



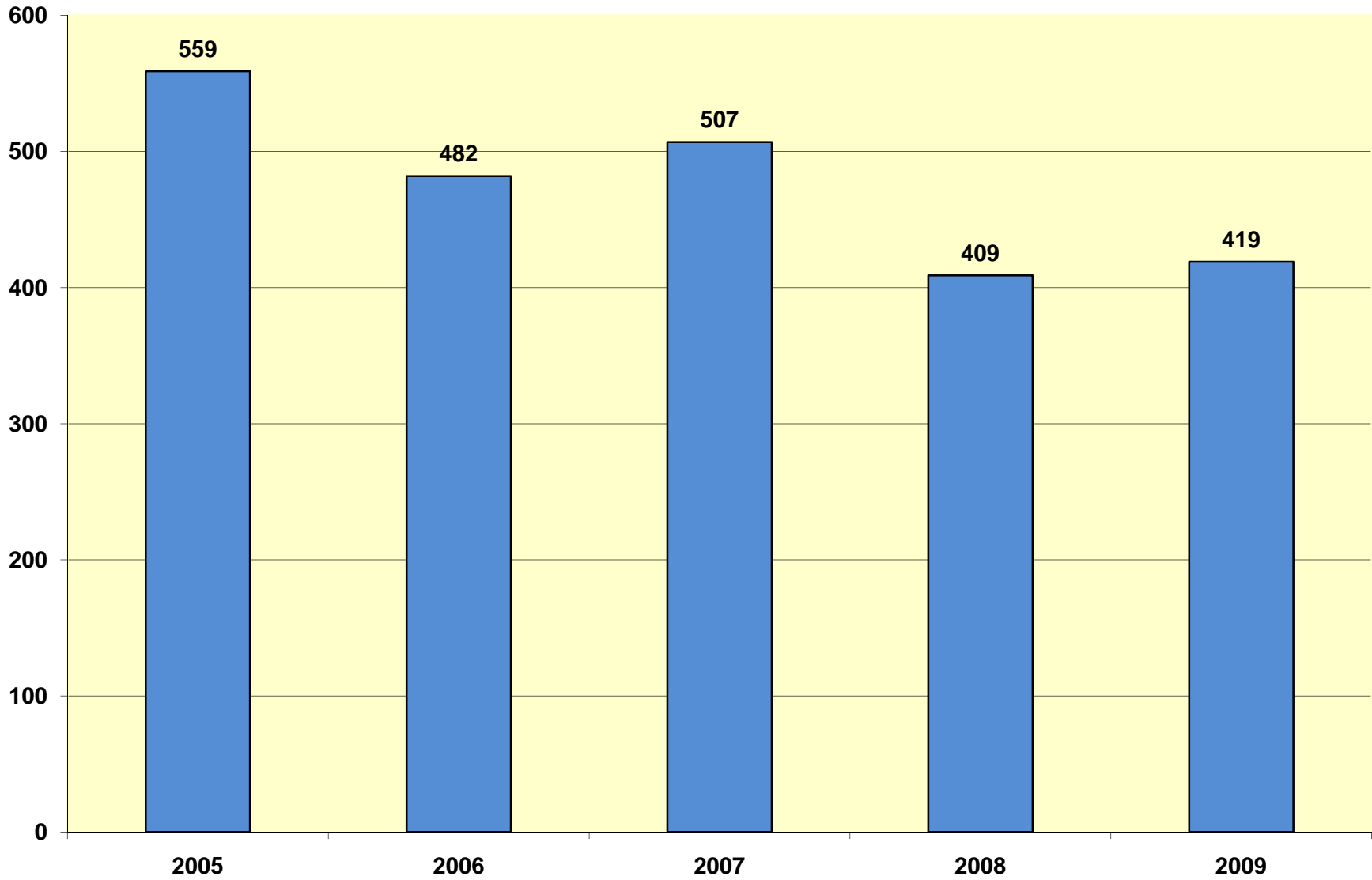
**TOTAL NUMBER OF PLUMBING PERMITS
2005 - 2009**



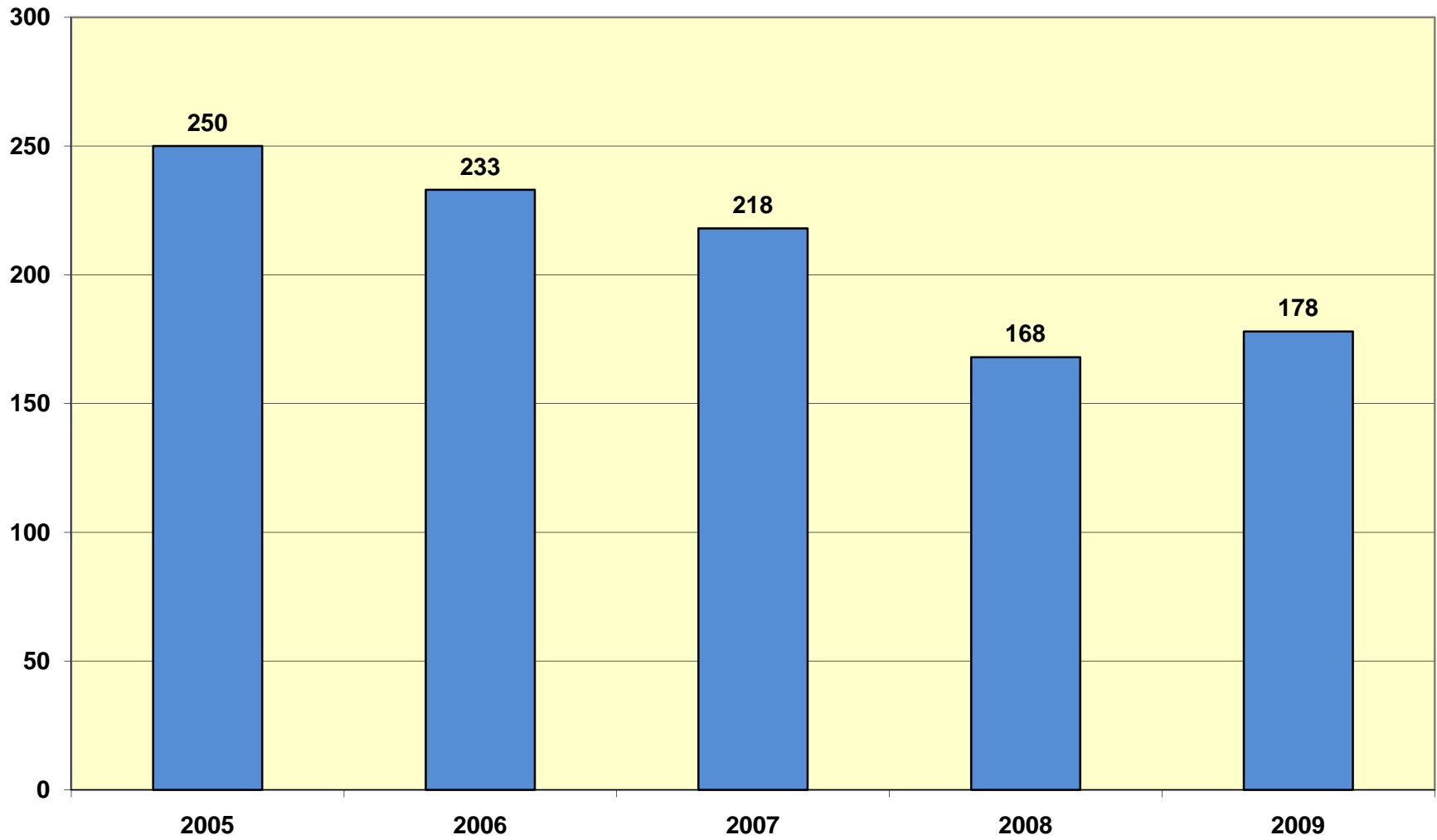
**TOTAL NUMBER OF MECHANICAL PERMITS
2005 - 2009**



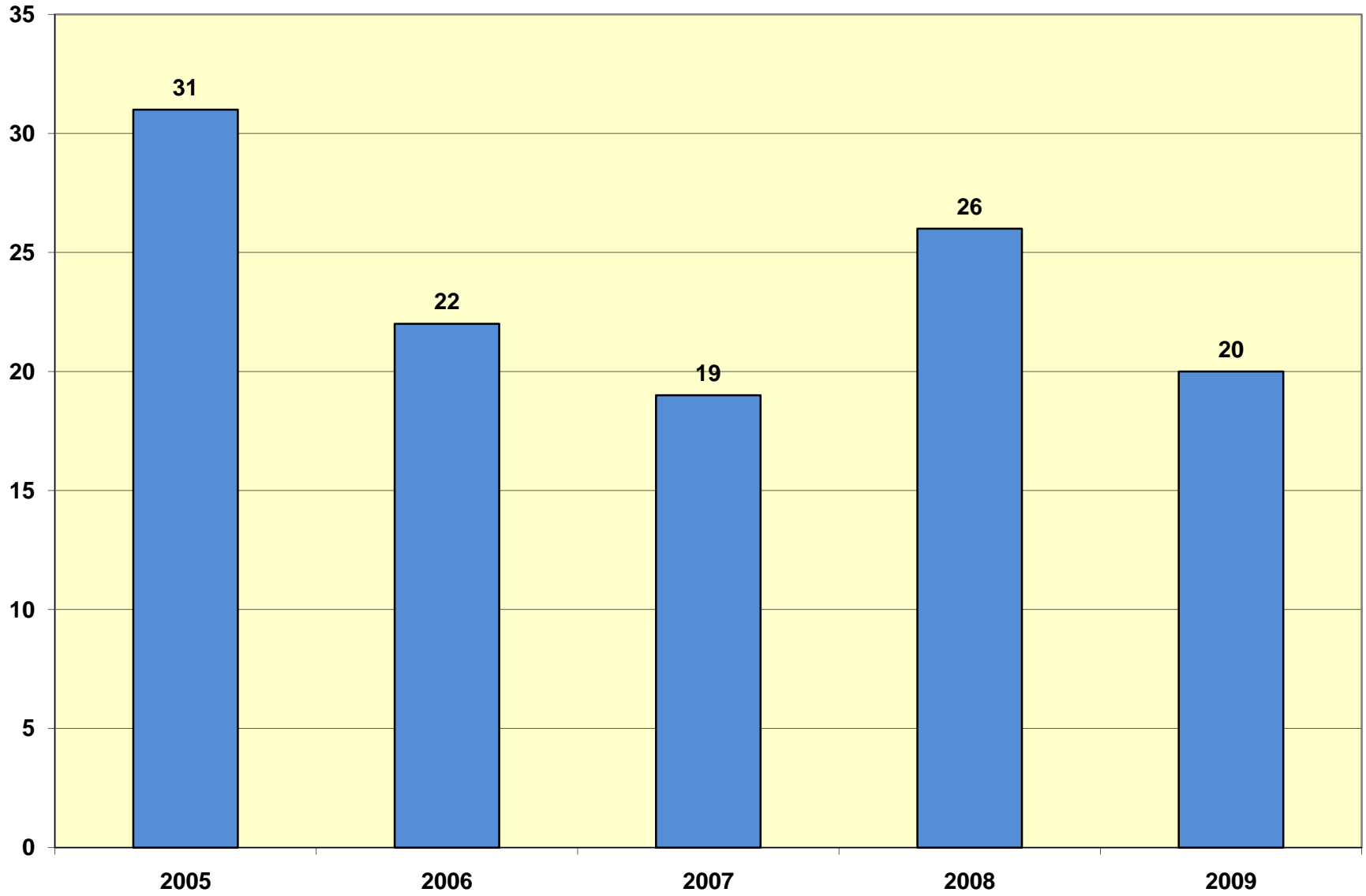
**TOTAL NUMBER OF ELECTRICAL PERMITS
2005 - 2009**



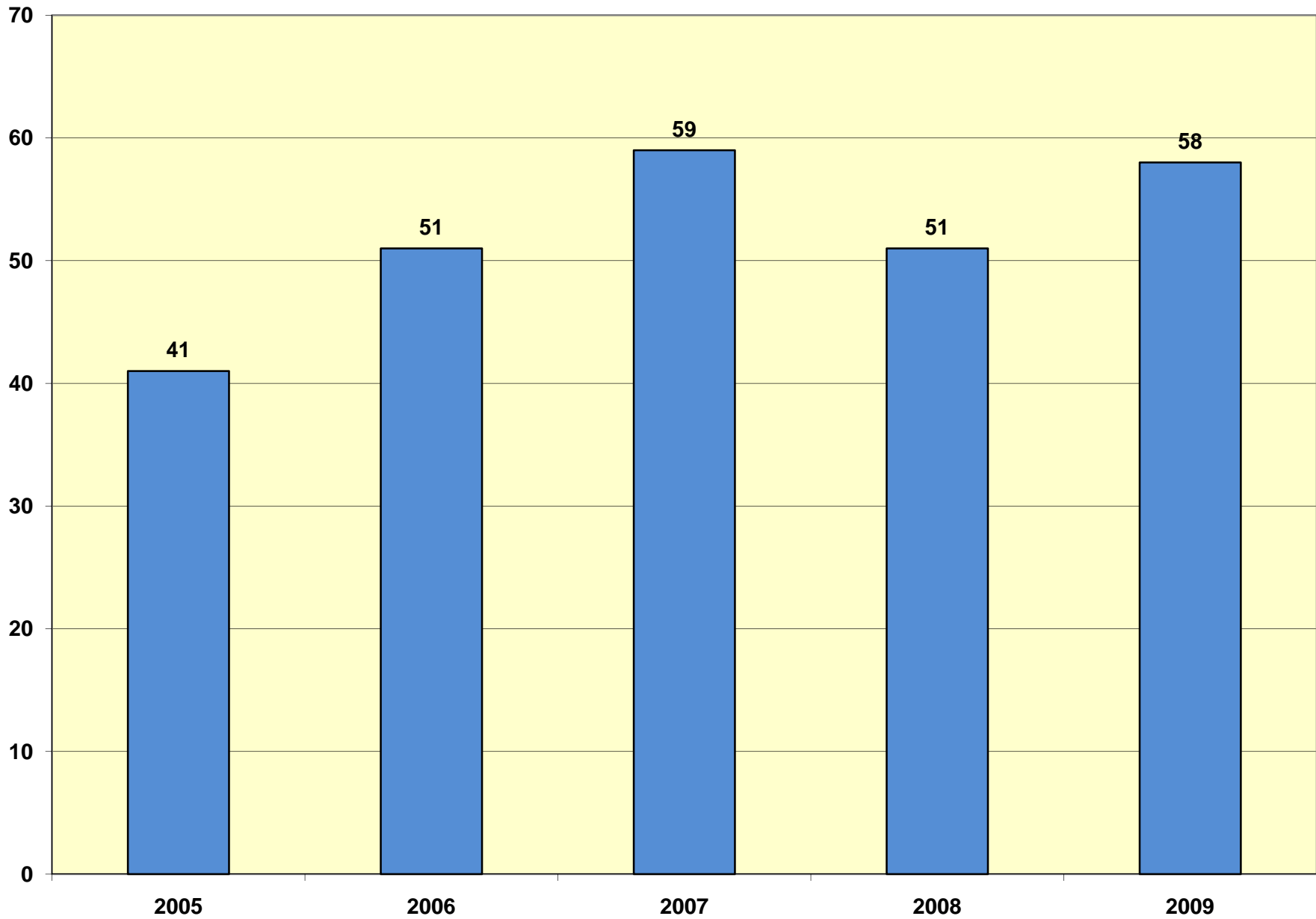
**TOTAL NUMBER OF UTILITY PERMITS
2005 - 2009**



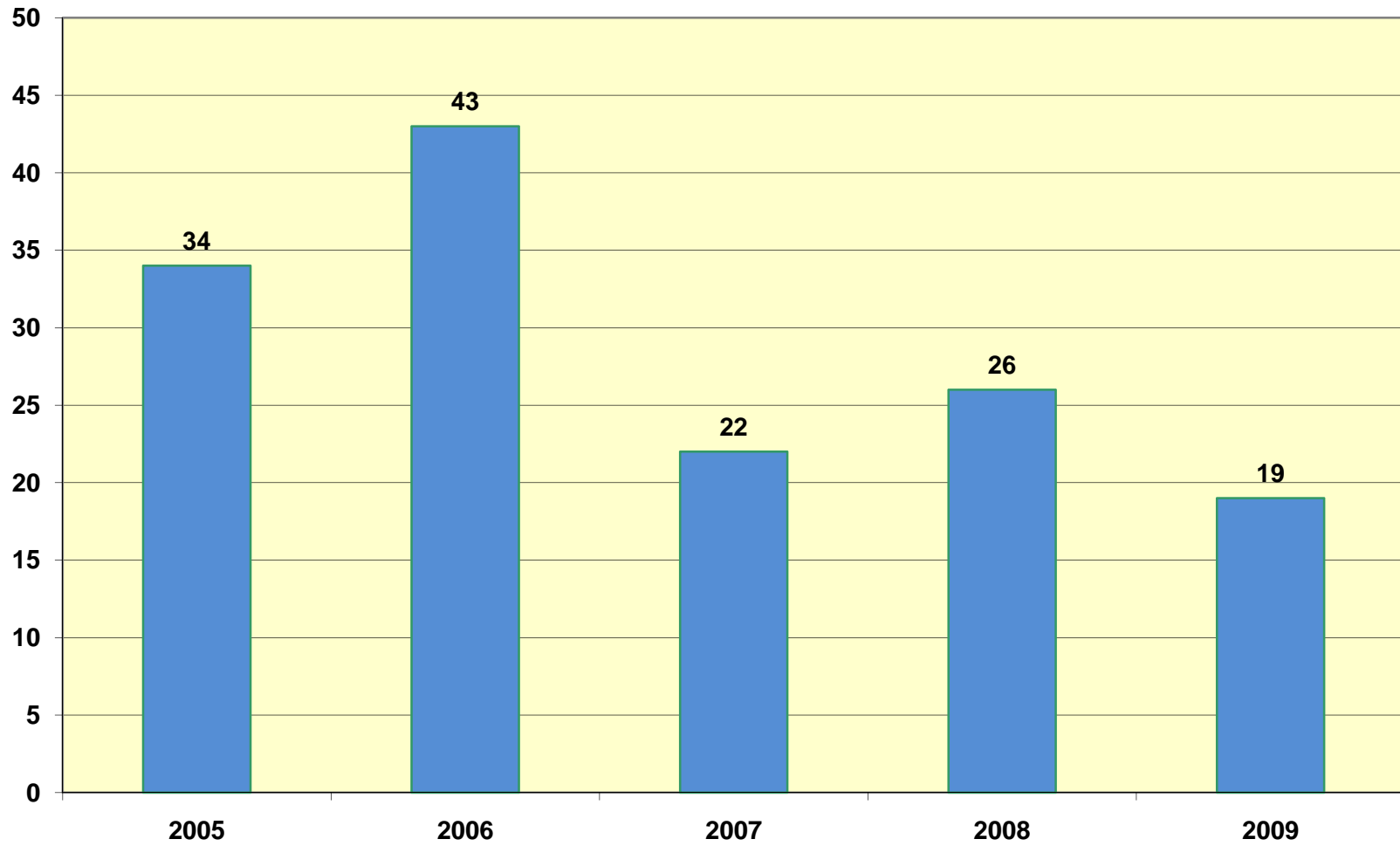
**TOTAL NUMBER OF DEMOLITION PERMITS
2005 - 2009**



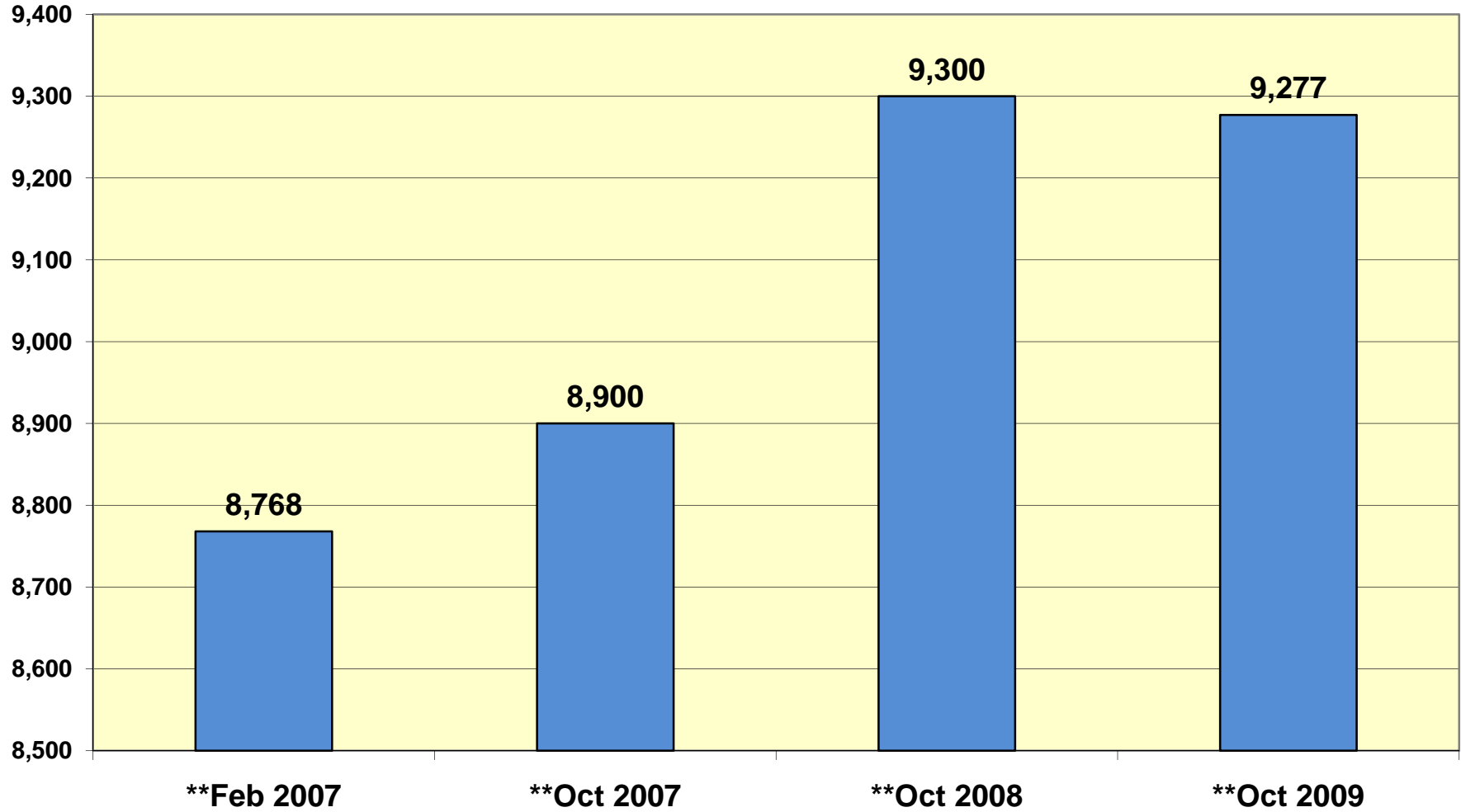
**TOTAL NUMBER OF SIGN PERMITS
2005 - 2009**



**TOTAL NUMBER FOR TEMPORARY CERTIFICATES OF OCCUPANCY
2005-2009**



**RENTAL REGISTRATION (#UNITS/BLDGS)
2007 - 2009**



2009

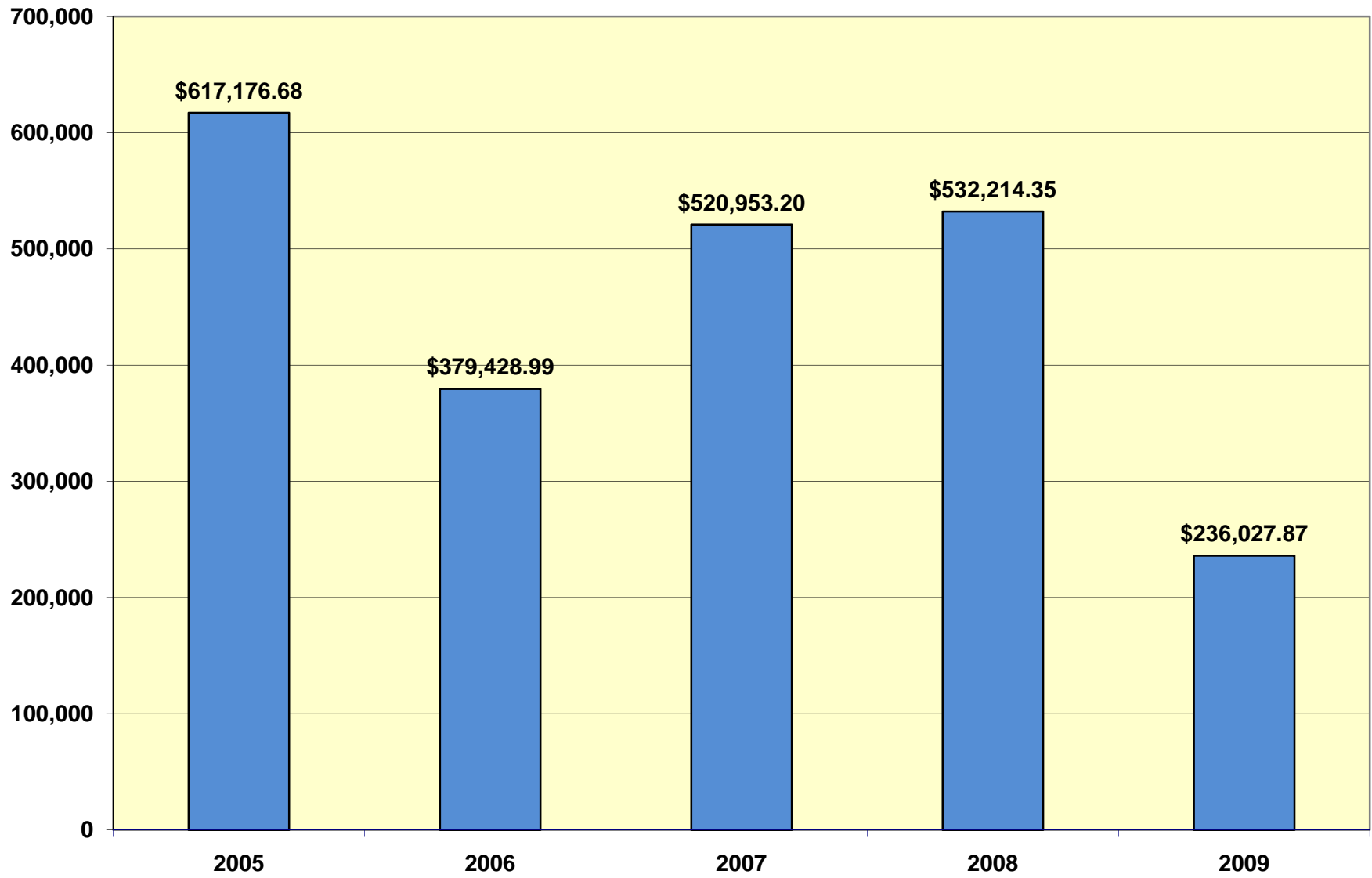
FEE

TOTALS

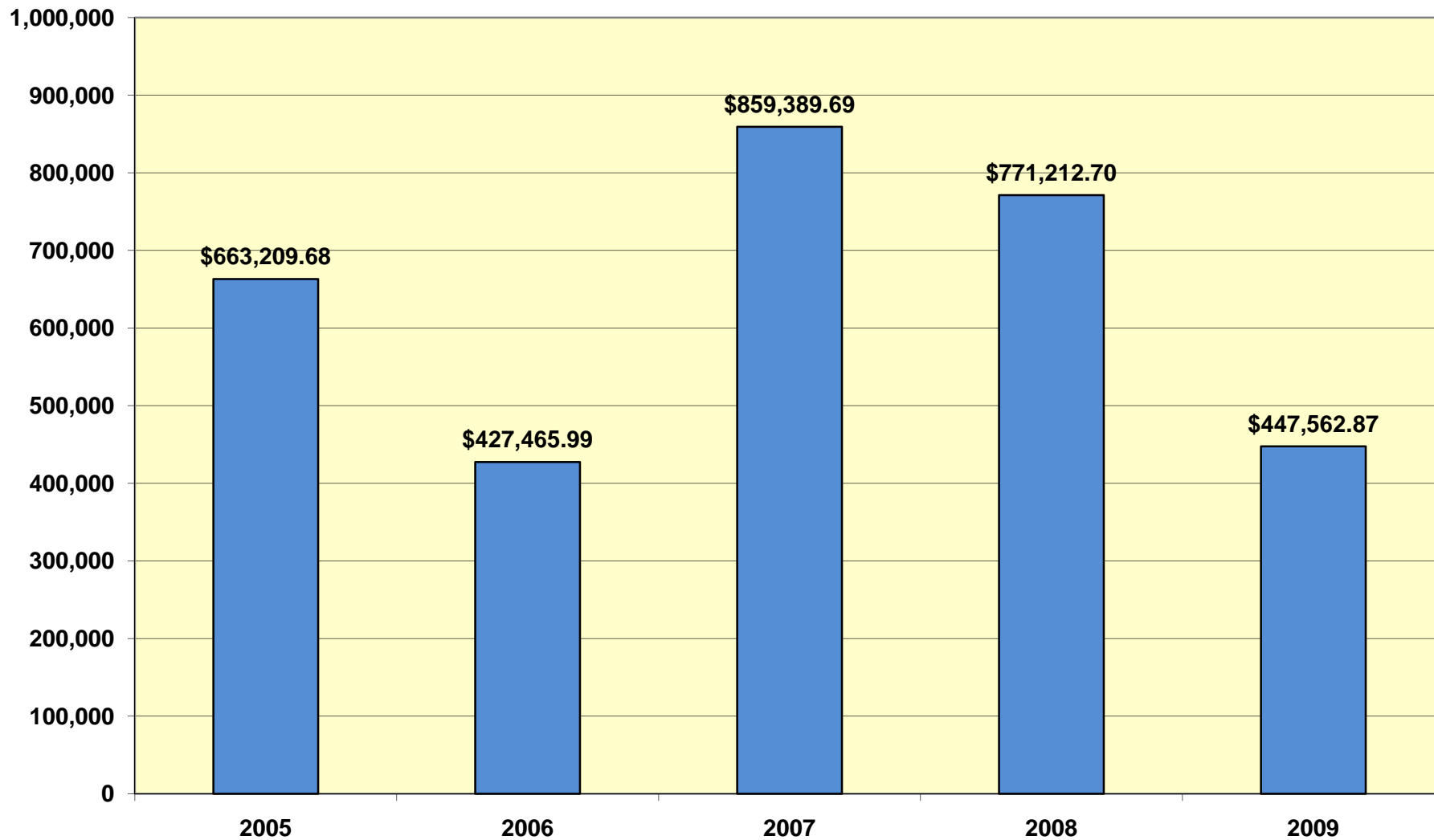
FEE TOTALS FOR YEAR 2009

	JAN	FEB	MARCH	APRIL	MAY	JUNE	JULY	AUG	SEPT	OCT	NOV	DEC	YEAR TO DATE
BUILDING PERMITS	\$672.00	\$1,548.00	\$4,646.00	\$3,113.00	\$11,174.00	\$6,966.00	\$2,110.00	\$5,498.00	\$7,399.00	\$2,106.00	\$5,643.00	\$3,105.00	\$53,980.00
UTILITY PERMITS	\$330.00	\$433.00	\$411.00	\$3,945.00	\$913.00	\$544.00	\$1,190.00	\$800.00	\$3,830.00	\$615.00	\$575.00	\$410.00	\$13,996.00
DEMOLITION PERMITS	\$0.00	\$0.00	\$682.00	\$750.00	\$300.00	\$0.00	\$150.00	\$0.00	\$500.00	\$300.00	\$300.00	\$0.00	\$2,982.00
SIGN PERMITS	\$271.00	\$215.00	\$25.00	\$703.00	\$166.00	\$75.00	\$300.00	\$351.00	\$109.00	\$425.00	\$50.00	\$230.00	\$2,920.00
PLUMBING PERMITS	\$2,386.00	\$2,414.00	\$1,900.00	\$5,896.00	\$3,584.00	\$3,234.00	\$2,278.00	\$3,894.00	\$3,170.00	\$2,754.00	\$3,126.00	\$3,056.00	\$37,692.00
HVAC PERMIT (MECH)	\$4,155.25	\$7,267.00	\$4,484.94	\$4,473.00	\$2,395.90	\$3,468.55	\$4,246.00	\$2,316.50	\$3,022.87	\$3,252.38	\$2,780.00	\$2,370.33	\$44,232.72
ELECTRICAL PERMITS	\$9,143.00	\$1,217.00	\$3,521.00	\$5,727.00	\$3,780.00	\$3,382.40	\$3,468.50	\$2,920.00	\$5,328.25	\$3,182.00	\$2,361.00	\$1,760.00	\$45,790.15
YEAR FEE TOTALS ONLY	\$16,957.25	\$13,094.00	\$15,669.94	\$24,607.00	\$22,312.90	\$17,669.95	\$13,742.50	\$15,779.50	\$23,359.12	\$12,634.38	\$14,835.00	\$10,931.33	\$201,592.87
PLAN REVIEWS	\$0.00	\$1,702.00	\$7,020.00	\$300.00	\$10,113.00	\$5,857.00	\$150.00	\$628.00	\$5,664.00	\$640.00	\$1,588.00	\$773.00	\$34,435.00
TEMPORARY C OF O'S	\$50.00	\$25.00	\$50.00	\$75.00	\$75.00	\$25.00	\$250.00	\$25.00	\$75.00	\$125.00	\$50.00	\$125.00	\$950.00
ELECTRICAL LICENSE-NEW & RENEW	\$0.00	\$0.00	\$0.00	\$0.00	\$0.00	\$5,550.00	\$4,800.00	\$900.00	\$0.00	\$0.00	\$150.00	\$0.00	\$11,400.00
ELECTRICAL NON-URBANA TRANSFERRED LICENSE	\$1,350.00	\$1,050.00	\$300.00	\$600.00	\$1,050.00	\$300.00	\$300.00	\$150.00	\$450.00	\$300.00	\$0.00	\$300.00	\$6,150.00
ELECTRICAL LICENSE FEE TOTALS	\$1,350.00	\$1,050.00	\$300.00	\$600.00	\$1,050.00	\$5,850.00	\$5,100.00	\$1,050.00	\$450.00	\$300.00	\$150.00	\$300.00	\$17,550.00
RENTAL REGISTRATION	\$0.00	\$0.00	\$0.00	\$0.00	\$0.00	\$0.00	\$0.00	\$0.00	\$0.00	\$0.00	\$0.00	\$170,967.50	\$170,967.50
CERTIFIED HOUSING CONTRACT	\$0.00	\$10,750.00	\$0.00	\$0.00	\$0.00	\$0.00	\$11,317.50	\$0.00	\$0.00	\$0.00	\$0.00	\$0.00	\$22,067.50
YEAR TOTALS FOR THE MONTH-only includes group totals	\$18,357.25	\$15,871.00	\$23,039.94	\$25,582.00	\$33,550.90	\$29,401.95	\$19,242.50	\$17,482.50	\$29,548.12	\$13,699.38	\$16,623.00	\$12,129.33	\$254,527.87
									GRAND TOTAL of Bldg, Pln Rvw, Temp CofO, Elect, Rental Reg, Cert Hsg				\$447,562.87

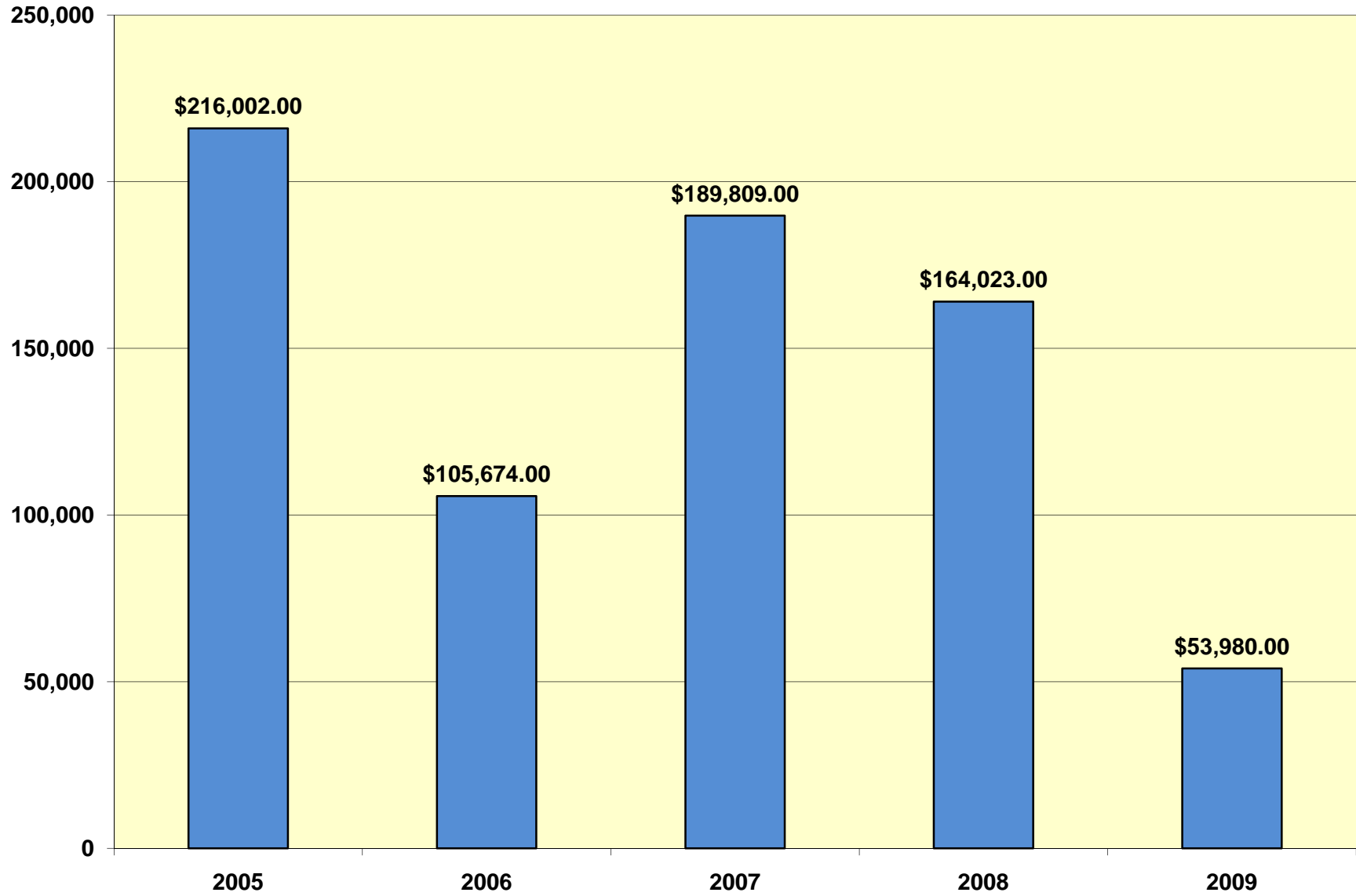
TOTAL PERMIT REVENUE 2005-2009



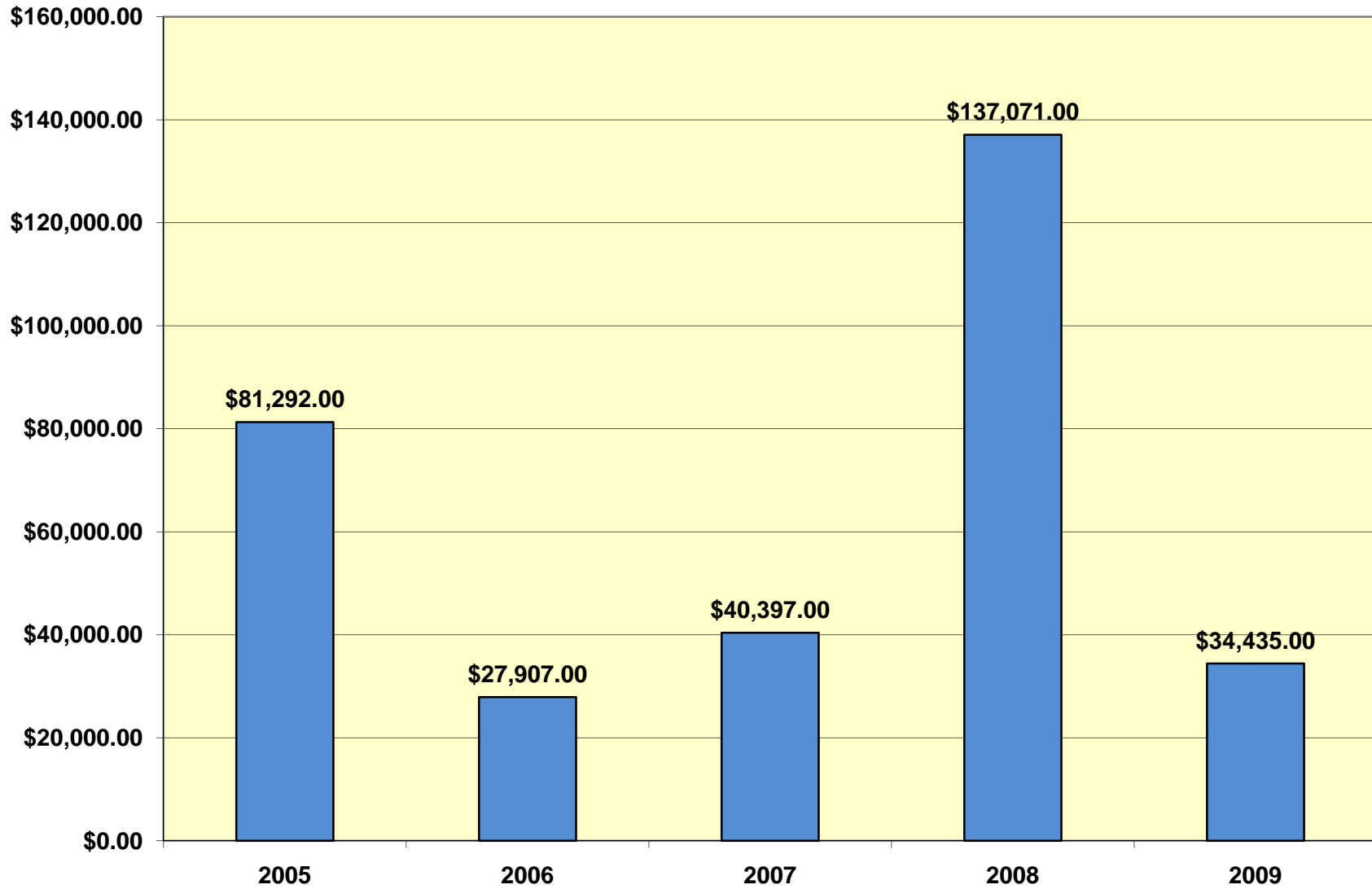
**TOTAL BUILDING SAFETY REVENUE
(FEES+CERTIFIED HOUSING+TEMPORARY C OF O'S+RENTAL
REGISTRATION)
2005-2009**



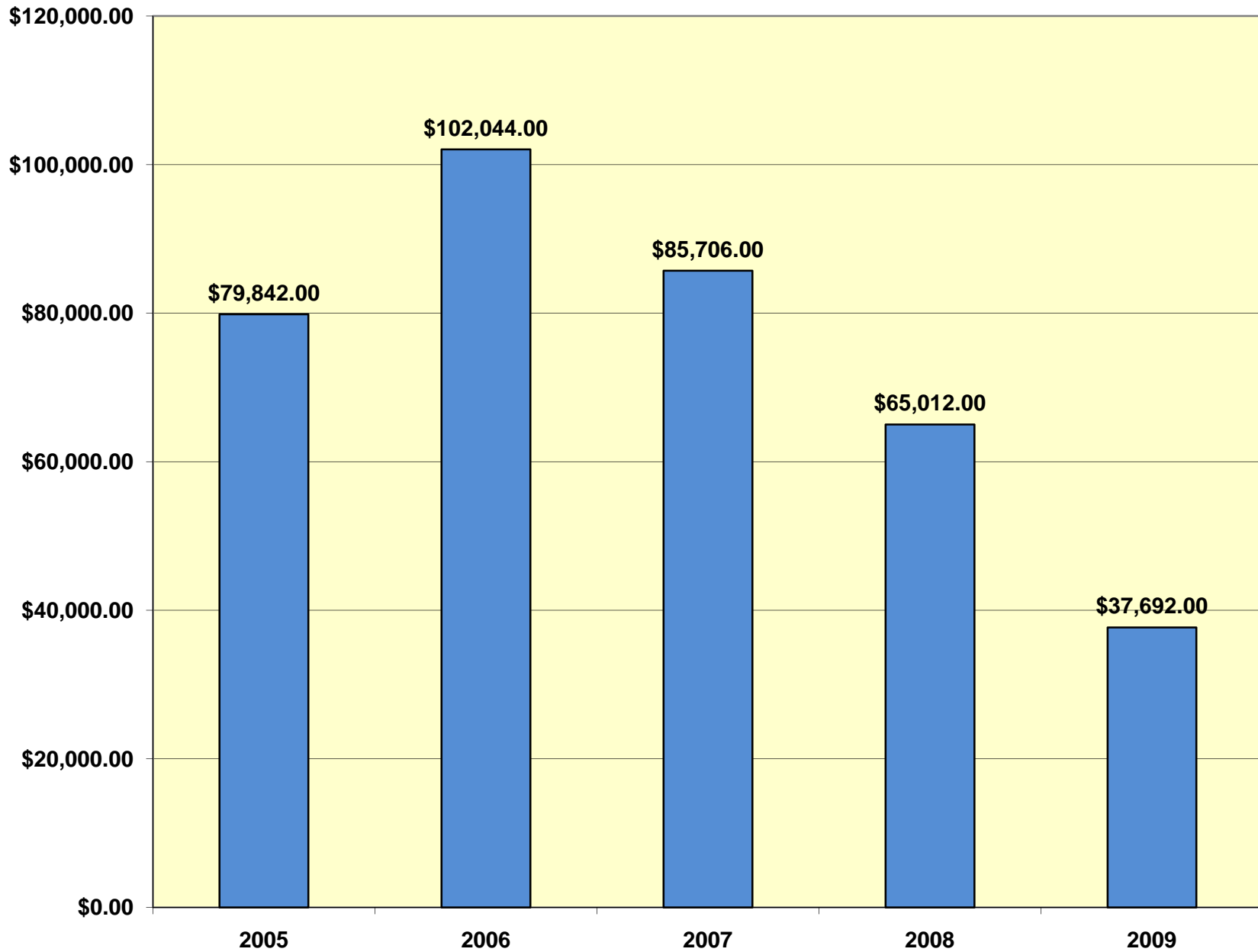
TOTAL REVENUE FOR BUILDING PERMITS 2005-2009



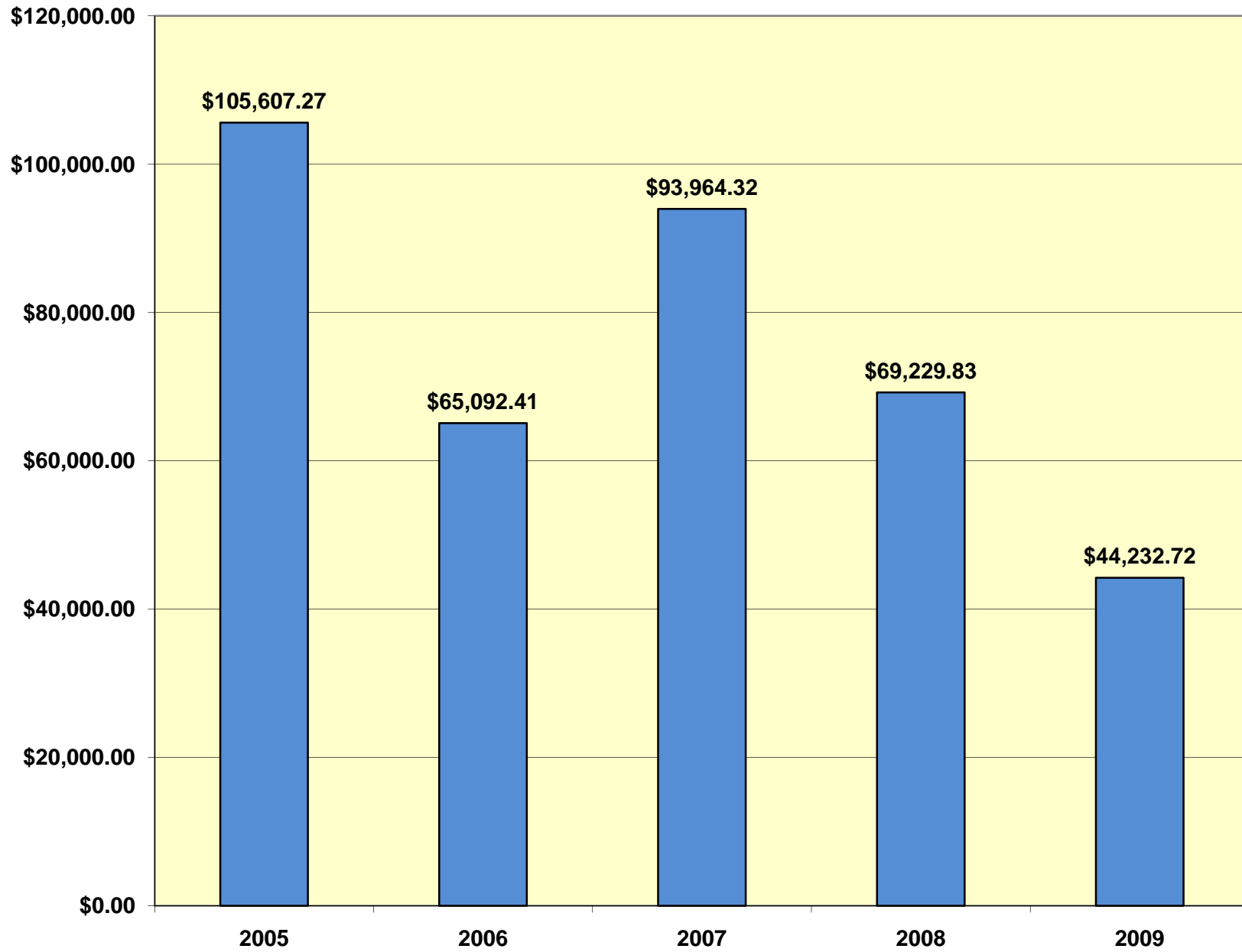
TOTAL REVENUE FOR PLAN REVIEWS 2005-2009



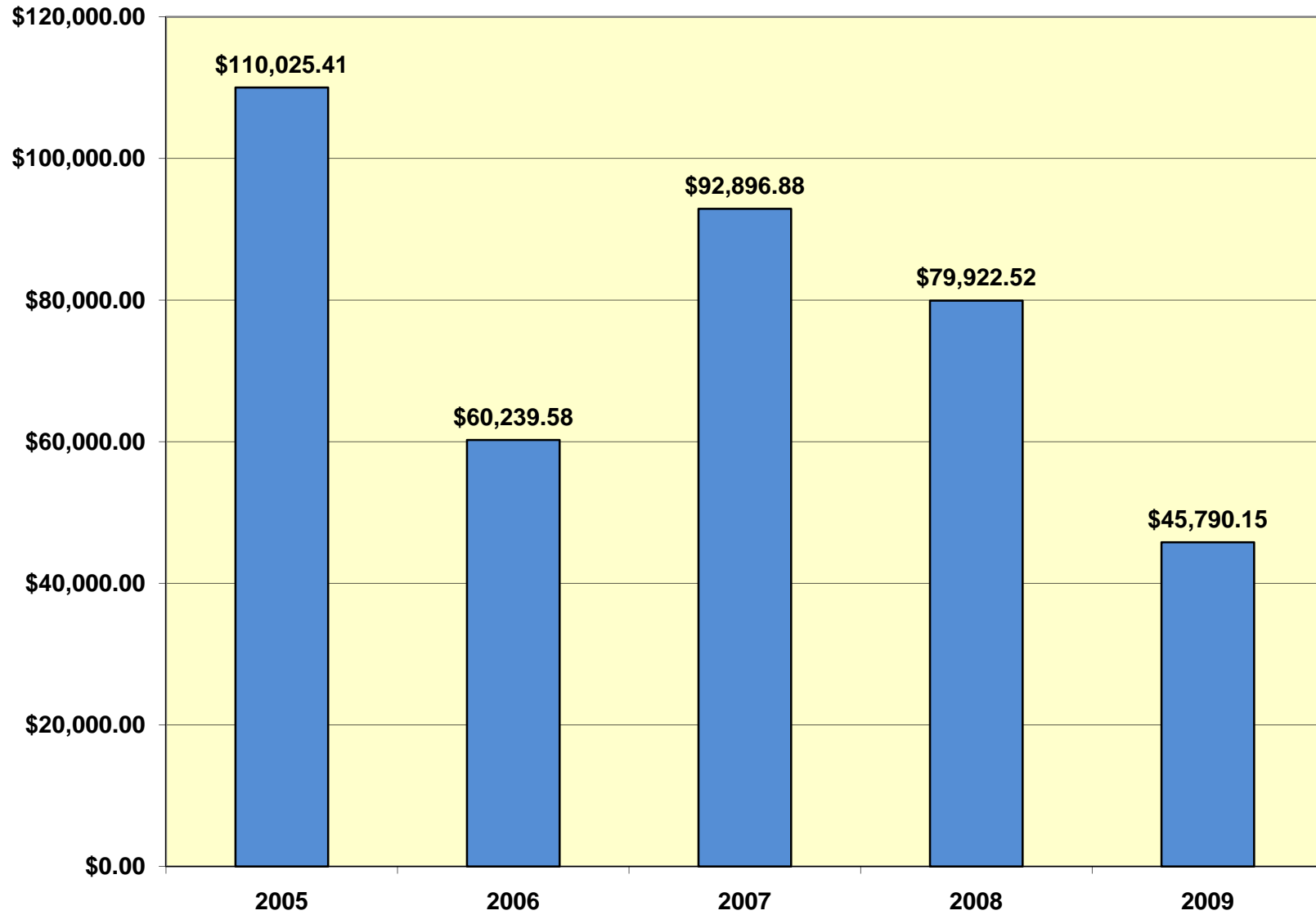
TOTAL REVENUE FOR PLUMBING PERMITS 2005 - 2009



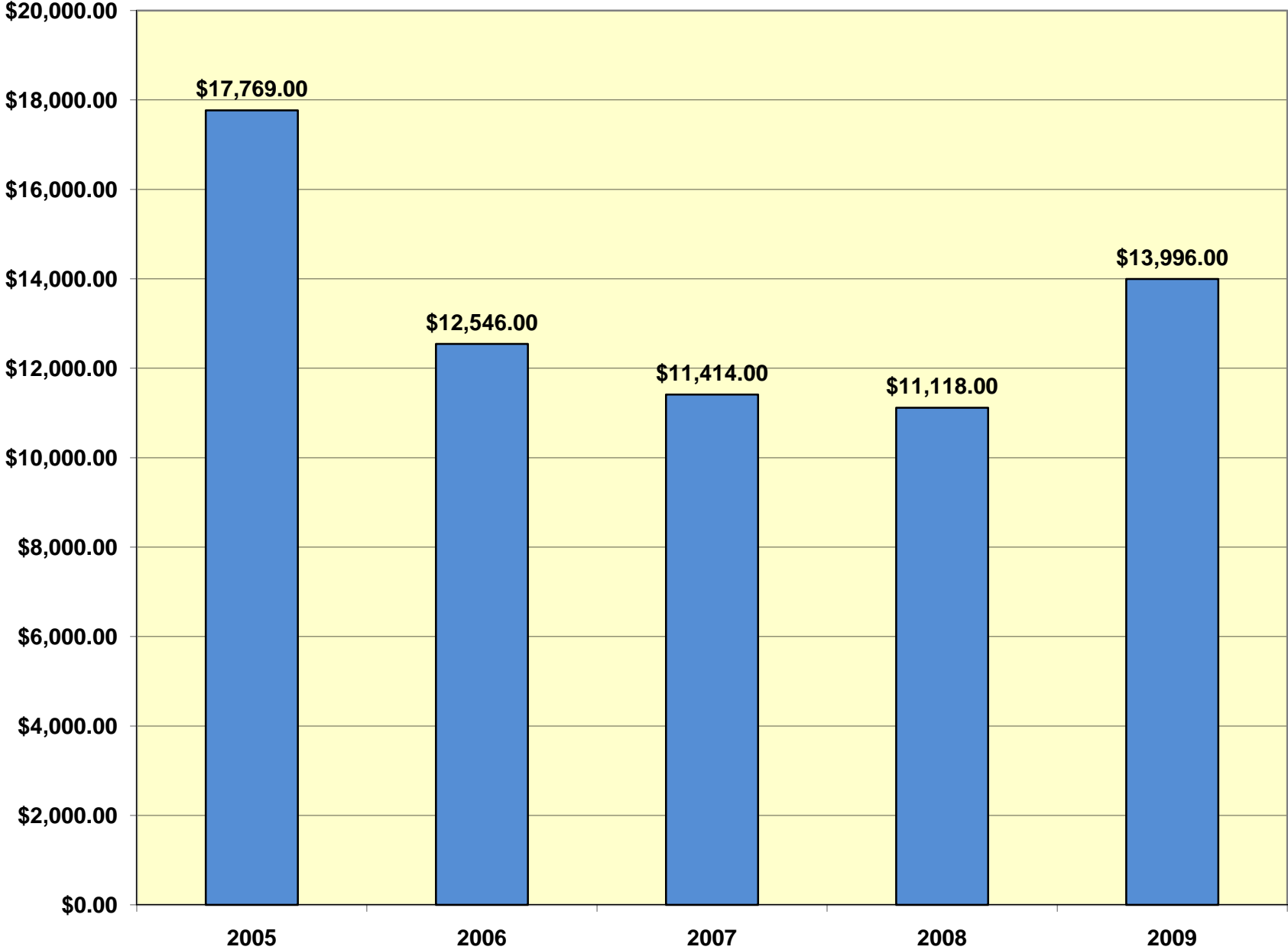
TOTAL REVENUE FOR MECHANICAL PERMITS 2005 - 2009



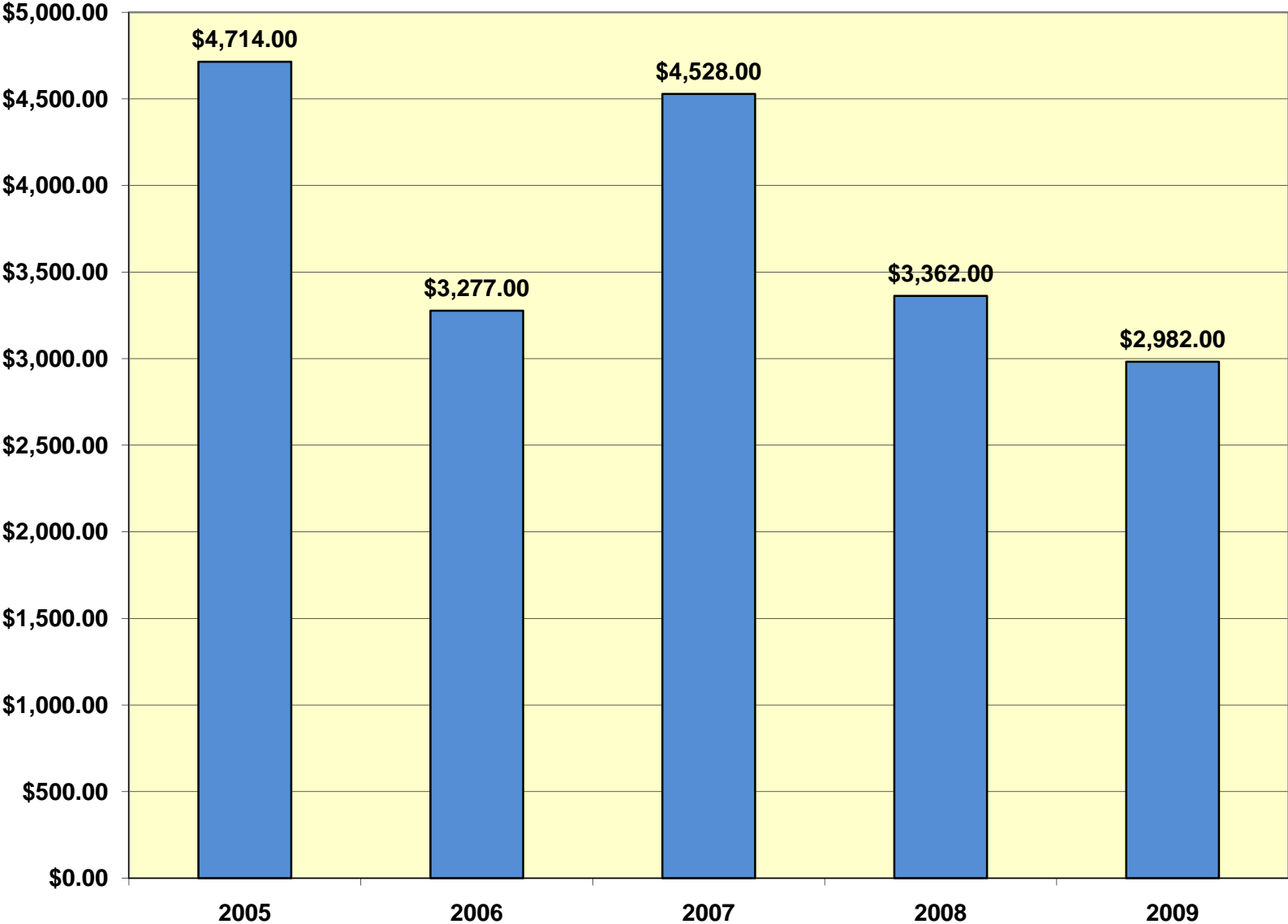
TOTAL REVENUE FOR ELECTRICAL PERMITS 2005 - 2009



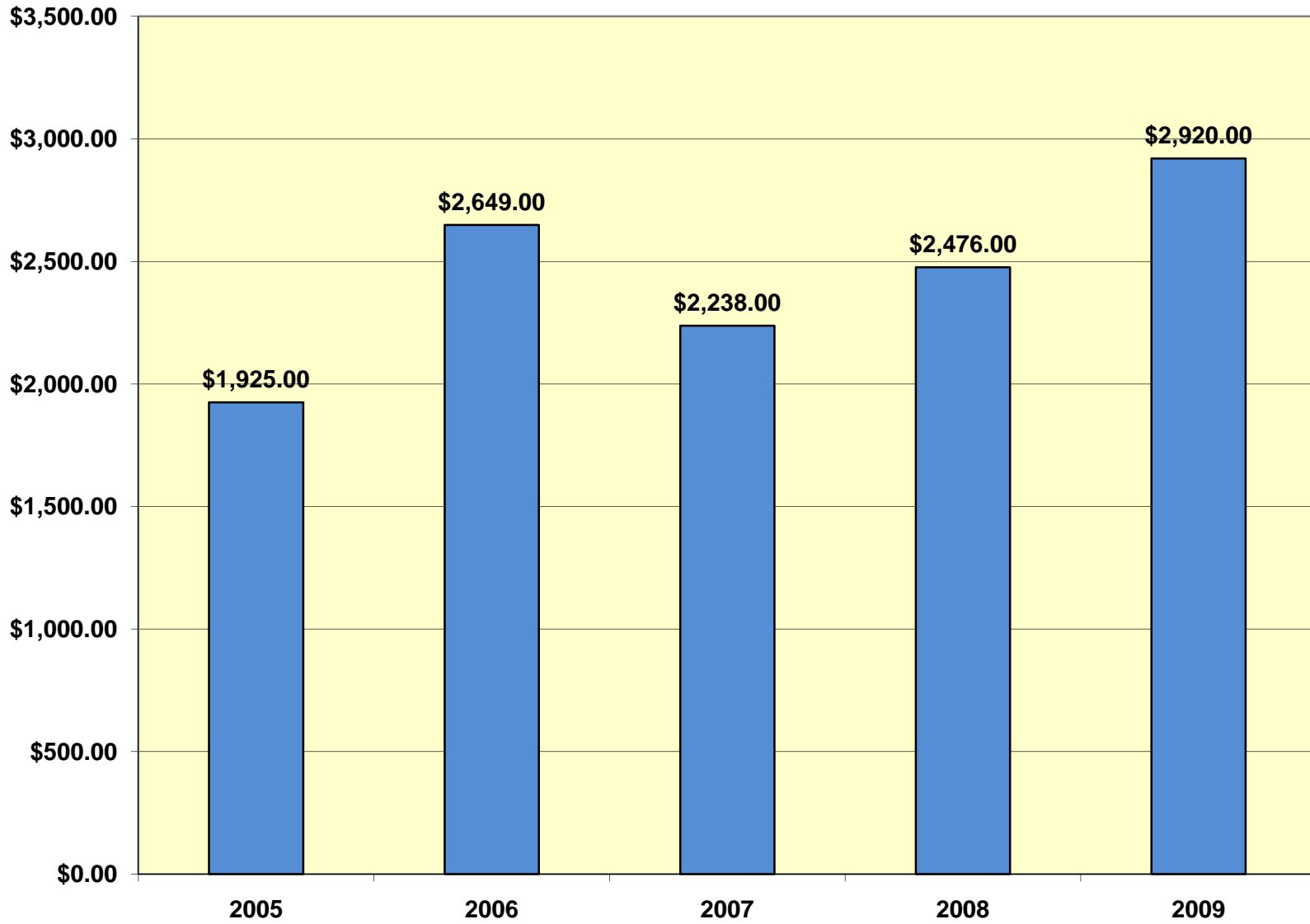
**TOTAL REVENUE FOR UTILITY PERMITS
2005 - 2009**



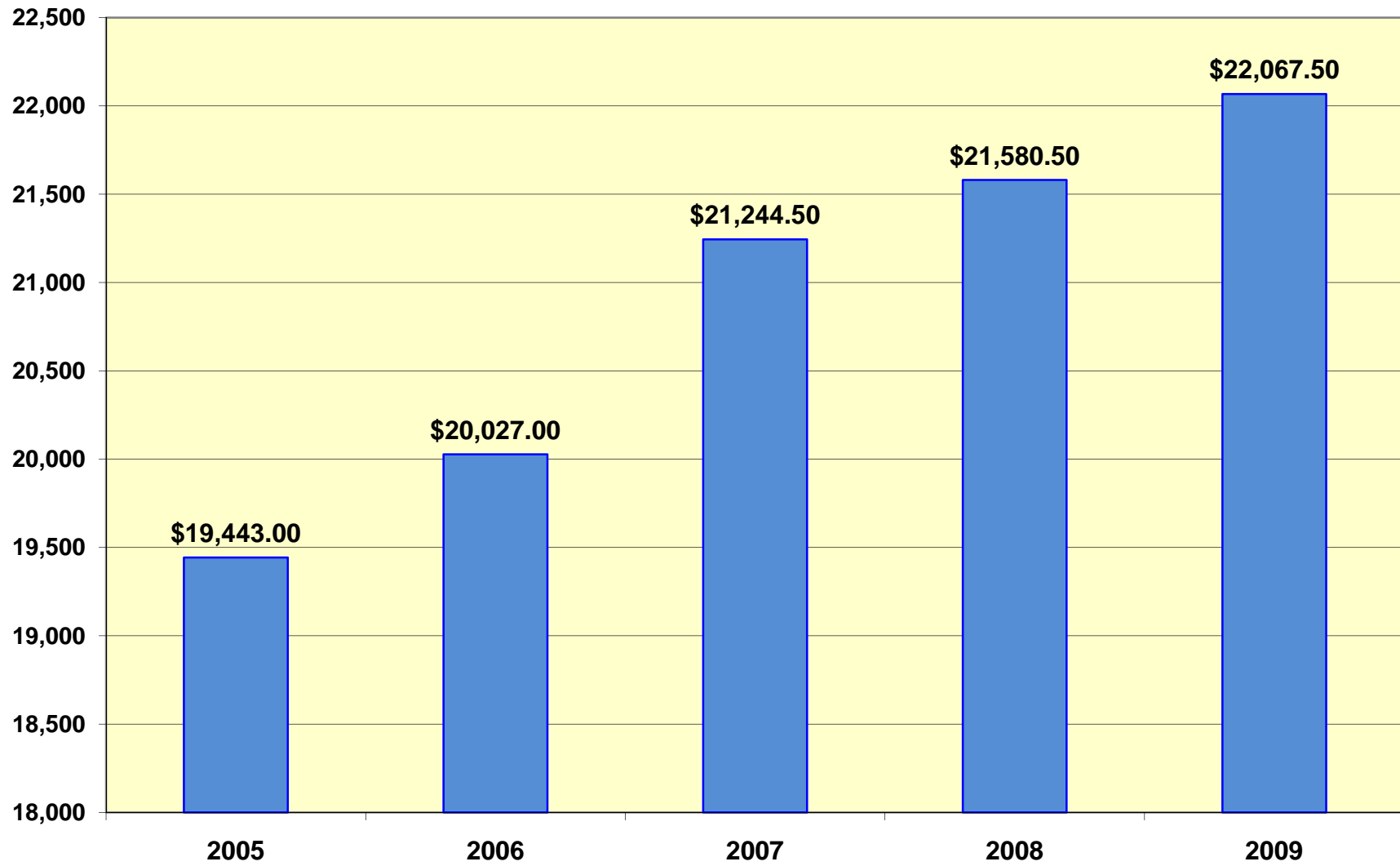
**TOTAL REVENUE FOR DEMOLITION PERMITS
2005 - 2009**



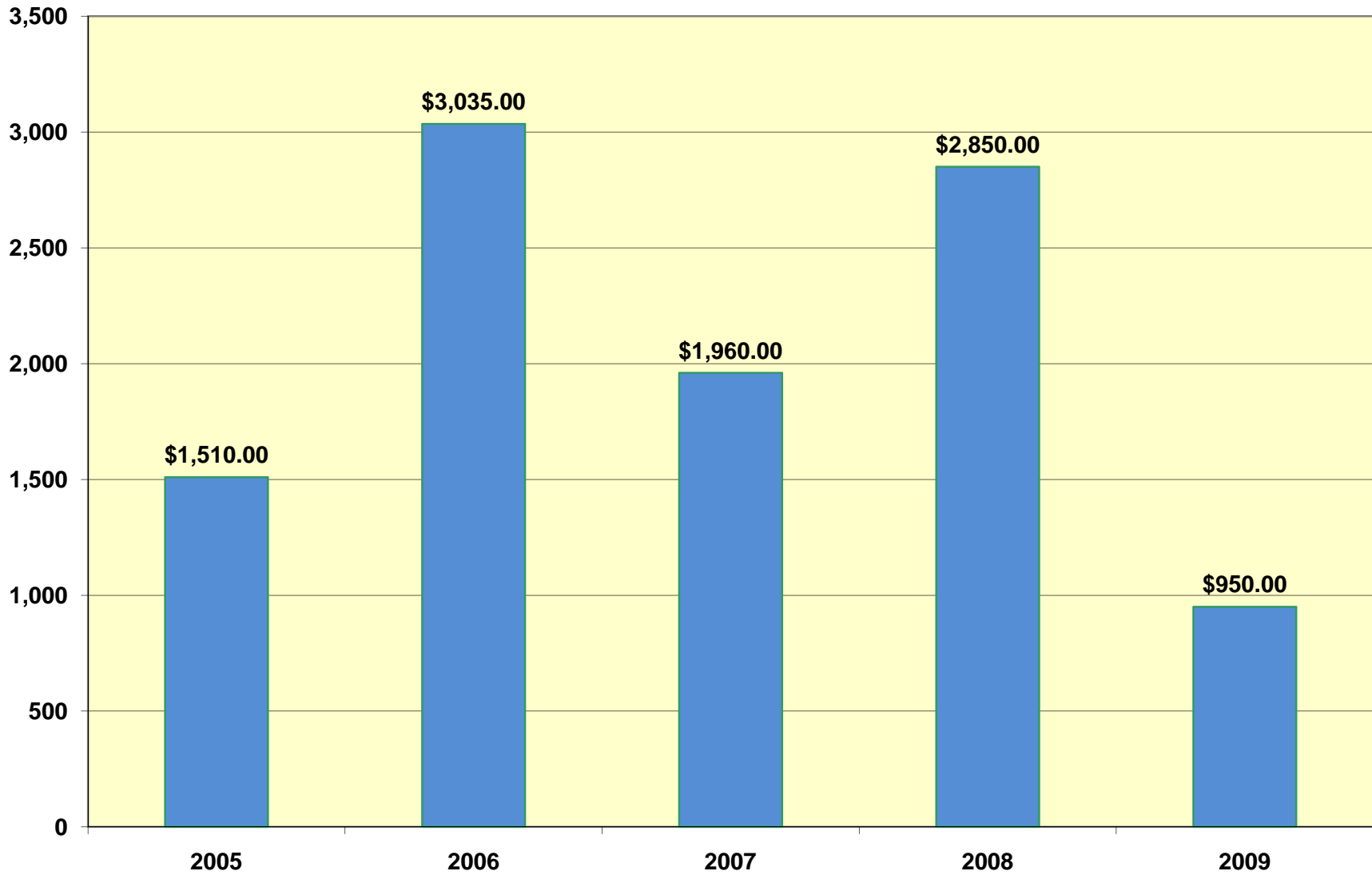
**TOTAL REVENUE FOR SIGN PERMITS
2005 - 2009**



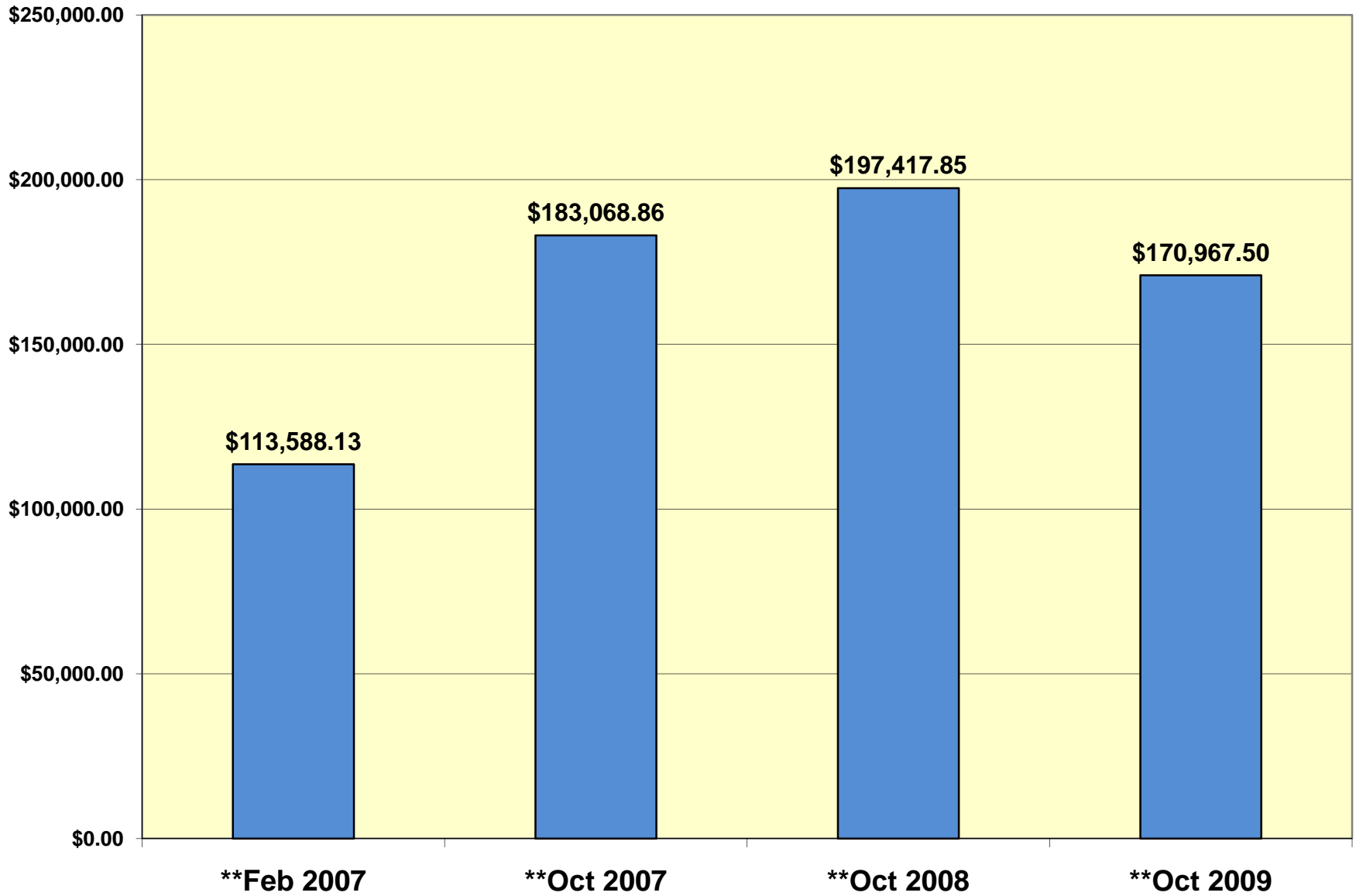
**TOTAL REVENUE FOR CERTIFIED HOUSING CONTRACTS
2005-2009**



**TOTAL REVENUE FOR TEMPORARY CERTIFICATES OF OCCUPANCY
2005-2009**



TOTAL REVENUE FOR RENTAL REGISTRATION
****Includes Late Fees/Fines**
2007 -2009



2009

HOUSING

REPORTS



DEPARTMENT OF COMMUNITY DEVELOPMENT SERVICES

Building Safety Division

M e m o r a n d u m

TO: Laurel Lunt Prussing, Mayor

FROM: Elizabeth H. Tyler, FAICP, Community Development Director

DATE: February 18, 2010

SUBJECT: Housing Review for 2009

Introduction

The purpose of this report is to provide a review of the housing activities of the Building Safety Division for 2009. Summary reports regarding certified housing, response to tenant complaints and rental registration activities are attached.

Discussion

Systematic Inspection Program

In 2009, a total of 1,385 multi-family dwelling units in 90 apartment buildings and 219 single and duplex dwellings were inspected, for a total of **1,604** units inspected. In addition to the initial inspections of these properties, 1,814 follow-up inspections were necessary to check compliance. The majority of the properties inspected received a "Class B" Certificate of Registration, three multi-family buildings were issued a "Class A" Certificate, and four received a "Class C" designation. This latter designation indicates that the buildings had violations of applicable City codes but that the violations did not pose an immediate threat or danger to the life, health, or safety of the occupants. Designations by address are posted on the City's website.

The systematic multi-family inspection program took place in Areas 16, 17, and 18 in 2009, near the University of Illinois campus and south central Urbana. Currently, this program continues in Area 19, which includes Colorado Avenue, and Vawter and Silver Streets. In 2009, the systematic single- and two-family inspection program worked in Areas 4 and 5 in the campus area and is now in Area 6, in east central Urbana (see attached map for locations).

In 2009, city staff completed 63 re-inspections of common areas as a result of landlord failure to comply with violation notices sent through the Urbana Fire Department's systematic inspection program.

Follow-up inspections continued at the Woodstone and Scottswood Manor properties. These properties each have new ownership and new names - Woodstone is now "Urbana Townhomes" and Scottswood is now "Aspen Court". While there is still considerable work to be done, progress on the correction of the property maintenance code violations has been steady under the new ownerships.

Renovation continues at 901-903 E. Colorado following a roof collapse due to contractor error. This building remains vacant.

Certified Housing Inspections

Under a long-standing services contract, Building Safety Staff conduct annual inspections of Certified Housing at the University of Illinois. Inspections were started in September 2009 with final inspections completed in December 2009. There were 24 properties inspected. This is a reduction in one property from last year, as Theta Chi has temporarily vacated the house at 1404 S. Lincoln Ave. There were 69 significant violations discovered compared to 81 violations for the previous cycle. In 2007, the City required all certified houses to have sprinkler systems by 2012. To date, 18 of the 24 properties are protected with a sprinkler system. The number of properties that did not have any violations increased from seven to ten. There were 1,330 residents in certified housing this year. Approximately 25 percent of the houses received positive citations for individual rooms exceeding the University of Illinois housekeeping standards. A more detailed report on this program is attached.

Grant Program Inspections

The Building Safety Division provides inspection services for a number of HUD programs administered by the City and other agencies. A total of 22 inspections were completed for the Shelter Plus Care program which is administered by the Champaign County Regional Planning Commission. In addition, eight inspections were performed for the ADDI program and six properties were inspected for the Whole House Rehabilitation program, both of which programs are administered by the City's Grants Division.

Summary of Tenant Complaints for 2009

The Building Safety Division received a total of **39 tenant complaints** in 2009, nine fewer than the previous year. As required by our Adopting Ordinance for Property Maintenance, the majority of these violations were corrected within 30 days. Consistent with our requirements for more serious complaints affecting life safety or livability, four of the complaints were cleared the same day and nine were cleared within five days. The attached summary table shows that the average days for compliance has declined since the city reduced the required compliance timeframes in 2006 and 2007. In 2009, 73% of the complaints were addressed within 0 to 30 days (59% were addressed within 0 to 5 days) and the remaining 27% were addressed within 30 to 60 days. The average number of days for compliance was **16 days** in 2009. These percents and averages do not include properties which remained vacant, which received valid extensions, or where the complaints were determined to be invalid.

In addition to tenant complaints, a total of **332 miscellaneous complaints** from neighbors and other constituents were received in 2009 and followed up for compliance.

Vacant Properties

The City maintains a registry of vacant properties and requires that these properties be properly secured and maintained in a safe condition. Two vacant properties were referred to the City's legal division in 2009: 807 Hawthorne and 204 N. Wood St. for failure to file a vacant structure registration. The owner of 807 Hawthorne has subsequently filed the registration, and 204 N. Wood has been demolished.

Building Safety and Fire Protection Division staff monitor larger vacant properties, such as the Denny's dry cleaning facility and the Historic Lincoln Hotel on a regular basis. This to prevent trespassing and to ensure that fire protection systems are maintained. In 2009, the City required code corrections to the Historic Lincoln Hotel following its closure, including repair of roof leaks. All of the requested corrections have been completed.

Utility Shut-Offs

As an outcome of the Tenant Relocation Task Force (formed in response to the events at Gateway Studio Apartments in Champaign), the City has been working closely with the Urbana-Champaign Sanitary District, Illinois American Water Company, and Ameren to monitor and prevent apartment building closures as a result of landlord nonpayment of utility bills. In 2009, early warnings by the utility companies and follow up actions by City staff have prevented closures at locations on Broadway (Country Club Apartments) and on Park Street. The city will continue to work with the utility companies to identify and track properties that may be vulnerable in order to prevent building closures and tenant relocations.

Target Area Inspections

In 2008, the Building Safety Division, working along with the Grants Management Division, initiated a program to identify severely blighted residential properties that need special attention and which may be eligible for City target area grant funds. The target area includes census tract areas 53 through 56, located in the older parts of north Urbana and east Urbana. The first review in 2008 identified a total of 12 structures. Of these 12, seven have been demolished, two have been repaired or are in the process of renovation, and one has been purchased by the City and is slated to be demolished in the very near future for future redevelopment with affordable housing. Of the remaining two, one will soon be purchased by Carle Foundation and demolished for future redevelopment within the MIC zone and the remaining one is in negotiations with the City for purchase and eventual demolition for redevelopment with affordable housing.

A second survey of the target area was conducted in 2009 and has resulted in the identification of an additional 10 houses and 10 garages that are potentially creating a blighting influence upon the neighborhood. A letter was mailed on January 27, 2010 to the owners of these properties requesting that the owners work with the City to remediate the areas of concern.

Rental Registration Program

The Rental Registration program has completed its second full year. For the 2009 program year, and as adjusted for vacancies, there were 6,960 multi-family units contained in 579 buildings, 1,351 single family units and 410 duplexes (820) units that were registered. This makes a total of **9,131** rental units registered in 2009.

As noted on the attached billing summary, the revenues collected from the Rental Registration Program for the most recent completed billing period (10/15/08—10/14/09) were **\$197,418**, including \$28,955 in late filing, failure to file and court costs.

For the current billing period (10/15/09-10/14/10), the total collected is \$170,967 through February 10, 2010, with accounts outstanding of \$17,452. After adjustments for vacancies, this current year has 9,111 rental units.

Conclusion

While the City of Urbana has been conducting systematic inspections of multi-family rental properties since the 1970's, the Rental Registration Program has allowed the city to expand the systematic program to single family and duplex units. The long standing nature of our systematic inspection program and the recent additions to the program are helping to ensure a safer rental building stock within the City. The results in these efforts include fewer tenant complaints, fewer condemnations, fewer fires and other life safety concerns, and an improvement in the quality of life for renters and for property owners who have invested in neighborhoods where rental properties are present.

Because the owners of multi-family buildings in Urbana are familiar with the inspection program, ongoing systematic inspections are generally routine and corrections are able to be made within an expedited time frame. The extension of systematic inspections to single-family and duplex rental dwellings has not resulted in any major problems. The goal to attain a minimum cycle of five years for inspections of multi-family buildings in Urbana is well on target. In this coming third year, staff will be concentrating the work effort towards attaining a five-year goal for single-family and duplex units as well.

TENANT COMPLAINT SUMMARY						
YEAR	2004	2005	2006	2007	2008	2009
Days Allowed Per Operating Procedure	30/30/30	30/30/30	30/21/14	1-30 days	1-30 days	1-30 days
Total Complaints	45	36	47	48	48	39
Remained Vacant Until Complete	3	5	9	18	17	8
Valid Extension Granted	2	2	3	4	0	8
Complaints Not Valid	2	0	1	1	0	1
Adjusted Total	38	29	34	25	31	22
Compliance 0-30 days	19 (50%)	19 (65%)	26 (75%)	21 (84%)	27 (87%)	16 (73%)
24 hours	3	2	2	1	1	4
1-5 days	2	4	4	9	8	9
6-30 days	14	13	20	11	18	3
Compliance 30-60 days	12 (32%)	8 (27%)	9 (25%)	4 (16%)	3 (10%)	6 (27%)
Compliance 60-90 days	7 (18%)	2 (8%)	0 (0%)	0 (0%)	1 (3%)	0 (0%)
Average # of days for compliance	34	27	21	16	20	16
<p>NOTE: The years 2004-2005 compliance time was 3-30 day notices. Year 2006 compliance times were reduced to a 30/21/14 day notice. Years 2007-2009 compliance times were reduced to 1-30 days notice.</p>						



DEPARTMENT OF COMMUNITY DEVELOPMENT SERVICES

Building Safety Division

M e m o r a n d u m

TO: Gordon R. Skinner, Building Safety Division Manager
Mari Anne Brocker, Director of Housing for Certified Housing

FROM: Clay R. Baier and Stephen Chrisman, Housing Inspectors

DATE: February 8, 2010

SUBJECT: 2009 Certified Housing Results

During this inspection cycle, there were 24 properties inspected, one less than last year. Theta Chi vacated the house at 1404 S. Lincoln Ave. There were 69 significant violations discovered compared to 81 violations from the previous cycle.

The definition of a significant violation such as an exit light not illuminated on the checklist may have more than one location on a property but count as one significant violation.

To date, 18 of the 24 properties are protected with a sprinkler system.

The number of properties that did not have any violations increased from seven to ten! They were:

Europa House	603 S. Busey
Brown House	703 S. Cedar
Alpha Chi Omega	904 S. Lincoln
Delta Gamma	1207 W. Nevada
Alpha Gamma Delta	1106 S. Lincoln
Kappa Kappa Gamma	1102 S. Lincoln
Sigma Delta Tau	1104 W. Nevada
Christian Campus	810 W. Oregon
Kappa Delta	1204 S. Lincoln
Gamma Phi Beta	1110 W. Nevada

There were 1330 residents this year, a decrease of 4 residents from last year. Approximately 25 percent of the houses were cited for individual rooms exceeding the University of Illinois' housekeeping standards.

The following is a list of violations with the percentage of properties in which they were noted.

Type of Violation	2009	2008	2007
Misuse of extension cords	33%	23%	8%
Electrical problems (improper fuses, taps, etc.)	16%	7%	12%
Electrical panel with openings	---	4%	---
Worn electrical equipment/wiring/plugs	---	23%	24%
Missing or broken cover plates	12%	7%	12%
Ceiling tile missing/broken	16%	7%	12%
Holes in walls, ceilings, floors	16%	11%	---
Exit lights (inoperable /damaged)	25%	35%	20%
Emergency lighting units, inoperable	33%	31%	40%
Windows lacking insect screens	8%	4%	---
Stairwell enclosure doors propped open or Not positive latching	16%	8%	12%
Junk and debris	---	4%	12%
Electrical panel lacks clear access	---	4%	4%
Exit access blocked or impeded	21%	---	32%
Fire extinguishers overdue for annual inspection	4%	31%	8%
Extinguisher has been discharged	---	---	---
Fire extinguisher missing	---	---	---
Plumbing problems	4%	4%	4%
Poor housekeeping (individual rooms)	---	8%	12%
Boiler certificate expired	8%	11%	4%
Heat/smoke detector/alarm inoperable	12%	27%	40%
Panic hardware broken	---	---	4%
Flammable liquids not in approved safety containers	---	11%	4%
General Maintenance	16%	19%	32%
Kitchen not sanitary	---	---	8%
Handrail loose or missing	4%	---	---
Fire alarm problems	8%	11%	24%
Sprinkler heads blocked or misaligned, etc.	4%	8%	---
Carbon Monoxide detector missing/inoperable	8%	4%	24%
Hot plates, toaster, etc.	16%	8%	---

The majority of violations are property maintenance issues.

**BUILDING SAFETY DIVISION
HOUSING ACTIVITY
JANUARY – DECEMBER 2009**

ADDI Inspections (Grants)	7
Occupancy Complaints	5
Rental Registration Program Verifications	97
Rehabilitation Inspections (Grants)	6
Rehabilitation Follow-up Inspections	5
Consultations/Meetings	260
Personal Service	4
Fire Alarm Tests	-
Fire Damage Assessment	20
Certified Housing Inspections (# residents)	1330
Follow-up Certified Housing Inspections	23
Carle Initial Inspections	-
Follow-up Carle Inspections	-
Miscellaneous Inspections (requests, etc)	332
Mobile Home Inspections	-
Mobile Home Inspections for C of O	-
Follow-up Mobile Home Inspections for C of O	-
Annual/Follow-up Inspections of Mobile Home Parks	9
New Construction Inspections	7
Shelter Plus Inspections	22
Shelter Plus Reinspections	8
BSD Reinspections of UFD Inspection Results	63
Check Security of Vacant Structures	12
Initial Systematic Inspections /Apts. (# Units)	1355
Follow-up Systematic Inspections/Apts. (# Units)	1589
Initial Systematic Inspections (SFR/Duplex)	219
Follow-up Systematic Inspections (SFR/Duplex)	225
Follow-up Complaint Inspections	137
Complaints	43
Total Number of Working Cases:	
UFD Engine Company Residential Inspections	1
Certified Housing Inspections	-
Complaints/Miscellaneous Inspections	16
Systematic Inspections	875
Vacant Structures	1
	<hr/> 893

Clear Notices

UFD Engine Company Residential Inspections	9
Certified Housing (# residents)	1325
Complaints/Miscellaneous Inspections	31
Systematic Notices (# of units cleared)	<u>1746</u>
	3111

Cases Referred to the Legal Division:

Active Cases Working	1
Cases Dismissed	-
Amount of Fines	-
Community Service Sentence	-

Notices Referred to Legal Division:

02/23/2009	204 North Wood	Vacant Structure
03/12/2009	807 Hawthorne	Vacant Structure



To: Gordon Skinner, Building Safety Manager

From: Liz Walden, Accounting Supervisor

Date: February 11, 2010

Subject: Rental Registration Summary

Billing Period 10/15/09-10/14/10

Single Family	1,395 units @ \$45.00	=\$62,775.00
Duplex	416 units @ \$50.00	=\$20,800.00
Apartments	7,012 units @ \$10.00	=\$70,120.00
Buildings	587 units @ \$40.00	<u>=\$23,480.00</u>
	Total Billed	\$177,175.00

Adjustments for vacancies:

Single Family	(59) units @ \$45.00	=(2,655.00)
Duplex	(3) units @ \$50.00	= (150.00)
Apartments	(63) units @ \$10.00	= (630.00)
Buildings	(8) units @ \$40.00	<u>= (320.00)</u>
	Total Adjustments	<u>=(3,755.00)</u>

Late Fees (Late Filing, Failure to File, Fines, Court Costs)	=15,000.00
---	------------

Total Net Billing	\$188,420.00
Total Dollars Collected	\$170,967.50

Accounts Outstanding as of 02/10/10	\$ 17,452.50
-------------------------------------	--------------

(92 Outstanding Accounts. Of those, 12 owe only late fees).

Note: There is a difference of 135 SFR units between this year and last year. Last year's vacancy adjustments included around 100 SFR units that were really owner occupied units, not vacancies. These were corrected in the October 2010 billing. In addition, we reviewed the billing database in advance of the actual billing and eliminated

some units that were vacant or for sale. This action eliminated a lot of adjustments after the billing.

Billing Period 10/15/08-10/14/09

Single Family	1,531 units @ \$45.00	= \$68,895.00
Duplex	419 units @ \$50.00	= \$20,950.00
Apartments	6,995 units @ \$10.00	= \$69,950.00
Buildings	588 units @ \$40.00	= <u>\$23,520.00</u>
	Total Billed	\$183,315.00

Adjustments for vacancies:

Single Family	(180) units @ \$45.00	= (8,100.00)
Duplex	(9) units @ \$50.00	= (450.00)
Apartments	(35) units @ \$10.00	= (350.00)
Buildings	(9) units @ \$40.00	= <u>(360.00)</u>
	Total Adjustments	=(9,260.00)

Late Fees (Late Filing, Failure to File,
Fines, Court Costs) =28,954.51

Total Net Billing \$203,009.51
Total Dollars Collected \$197,417.85

Accounts Outstanding as of 02/10/10 \$ 5,591.66
19 accounts-3 in Legal, 16 owing \$50 late fee

Billing Period 10/15/07-10/14/08

Single Family	1,332 units @ \$45.00	= \$59,940.00
Duplex	413 units @ \$50.00	= \$20,650.00
Apartments	6,644 units @ \$10.00	= \$66,440.00
Buildings	574 units @ \$40.00	= <u>\$22,960.00</u>
	Total Billed	\$169,990.00

Adjustments for vacancies:

Single Family	(51) units @ \$45.00	= (2,295.00)
Duplex	(1) units @ \$50.00	= (50.00)
Apartments	(9) units @ \$10.00	= (90.00)
Buildings	(2) units @ \$40.00	= <u>(80.00)</u>
	Total Adjustments	=(2,515.00)

Late Fees (Late Filing, Failure to File,
Fines, Court Costs) =15,593.86

Total Net Billing	\$183,068.86
Total Dollars Collected	\$183,068.86
Accounts Outstanding as of 02/29/10	\$.00

Billing Period 2/15/07-10/14/07 (8 months)

Single Family	1,216 units @ \$30.00	= \$36,480.00	
Duplex	414 units @ \$33.33	= \$13,798.62	
Apartments	6,655 units @ \$ 6.67	= \$44,388.85	UI at the Pointe
Buildings	575 units @ \$26.67	= \$15,335.25	
	Total Billed	<u>\$110,002.72</u>	

Adjustments for vacancies:

Single Family	(59) units @ \$30.00	= (1,770.00)
Duplex	(7) units @ \$33.33	= (233.31)
Apartments	(23) units @ \$ 6.67	= (153.41)
Buildings	(3) units @ \$26.67	= (80.01)
Florida House 50% Adjustment for remodeling		= <u>(560.25)</u>
	Total Adjustments	= (2,796.98)

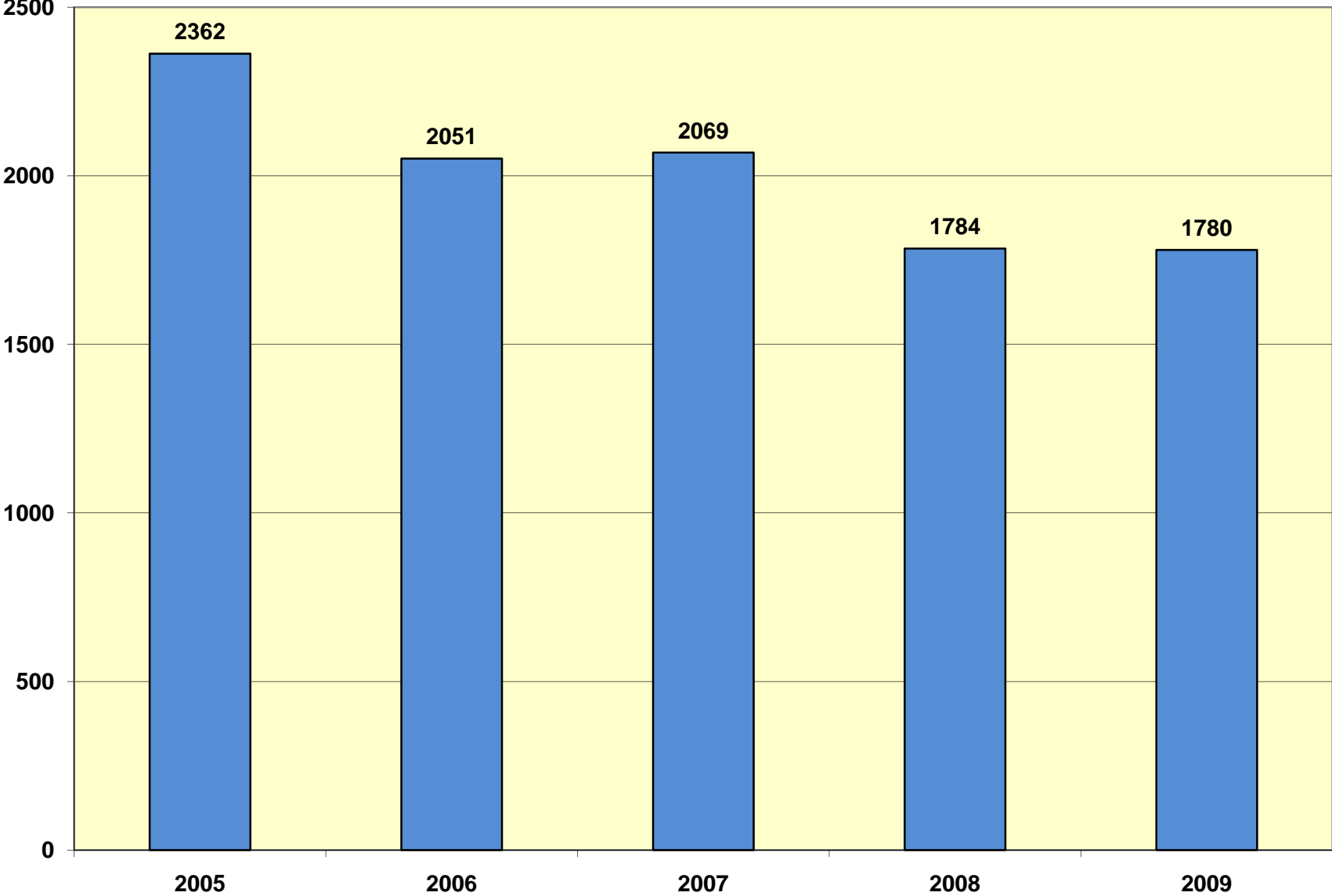
Late Fees (Late Filing, Failure to File, Fines, Court Costs)	= 6,382.39
---	------------

Total Net Billing	= \$113,588.13
Total Dollars Collected	\$113,588.13

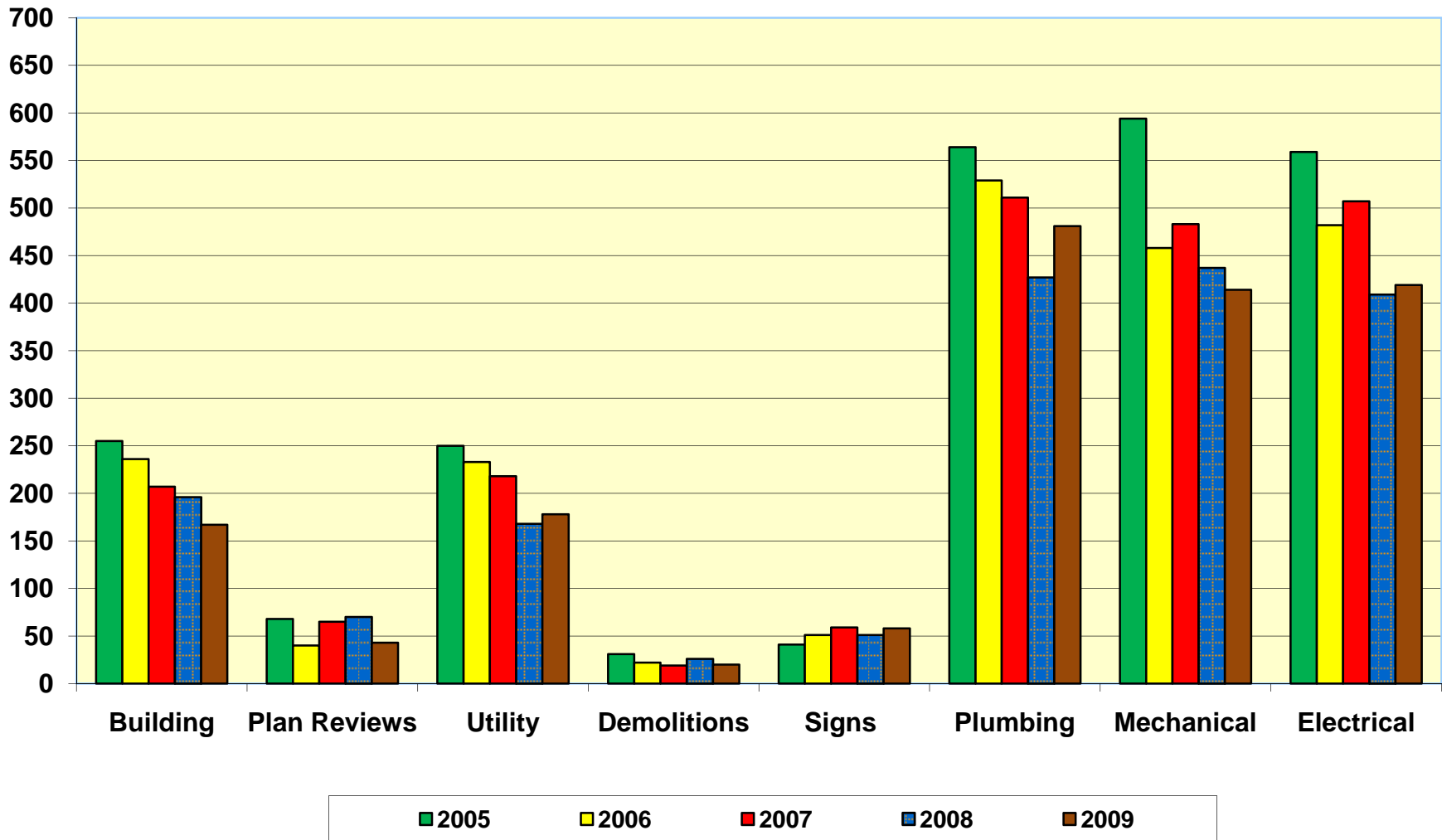
Accounts Outstanding as of 02/10/10	\$.00
-------------------------------------	--------

**PERMIT
&
HOUSING ACTIVITY
2005-2009**

**TOTAL NUMBER OF PERMITS
2005-2009**



TOTAL PERMITS 2005-2009



CITY OF URBANA HOUSING PERMITS

YEAR	# OF BUILDINGS ADDED	# OF UNITS ADDED	USE	SFR-x	
				CNTY FEES OUT OF CITY	
2009	46	46	SFR		
	16	110	MFR (BUS/MFR)		
	1	2	DUP		
2008	52	52	SFR		
	11	171	MFR (BUS/MFR)		
	1	2	DUP		
2007	76	76	SFR		
	13	329	MFR (BUS/MFR)		
	1	2	DUP		
2006	110	110	SFR	SFR-x	3
	11	211	MFR		
	1	2	DUP		
2005	104	104	SFR	SFR-x	11
	7	276	MFR		
	2	4	DUP		
2004	155	155	SFR	SFR-x	17
	6	84	MFR		
	3	6	DUP		
2003	156	156	SFR	SFR-x	3
	5	164	MFR (BUS/MFR)		
	3	6	DUP		
2002	176	176	SFR		
	4	62	MFR		
	1	2	DUP		
2001	83	83	SFR		
	2	57	MFR		
	1	2	DUP		
2000	47	47	SFR		
	6	194	MFR		
	1	2	DUP		
1999	39	39	SFR		
	4	79	MFR		
	0	0	DUP		
1998	35	35	SFR		
	2	36	MFR		
	1	2	DUP		
1997	25	25	SFR		
	44	689	MFR		
	1	2	DUP		
1996	18	18	SFR		
	6	61	MFR		
	4	8	DUP		
1995	17	17	SFR		
	4	80	MFR		
	2	4	DUP		

CITY OF URBANA HOUSING PERMITS

YEAR	# OF BUILDINGS ADDED	# OF UNITS ADDED	USE	SFR-x CNTY FEES OUT OF CITY
1994	29	29	SFR	
	15	234	MFR	
	1	2	DUP	
1993	26	26	SFR	
	8	180	MFR	
	1	2	DUP	
1992	32	32	SFR	
	1	10	MFR	
	0	0	DUP	
1991	22	22	SFR	
	3	23	MFR	
	0	0	DUP	
1990	15	15	SFR	
	1	17	MFR	
	1	2	DUP	
1989	14	14	SFR	
	6	96	MFR	
	2	4	DUP	
1988	24	24	SFR	
	15	217	MFR	
	8	16	DUP	

SFR = Single-Family Residence
SFR-x=Out-of-City Single-Family Residence
MFR = Multi-Family Residence
DUP = Duplex Residence

BUILDING SAFETY DIVISION
COMMUNITY DEVELOPMENT SERVICES
YEAR 2008 TOTALS

PERMITS, LICENSES, EXAMS		
Activity	Number Issued	Fees Collected
Building Permits	196	\$164,023.00
Plan Reviews	70	\$137,071.00
Utility Permits	168	\$11,118.00
Demolition Utility Permits	26	\$3,362.00
Sign Utility Permits	51	\$2,476.00
Plumbing Permits	427	\$65,012.00
HVAC Permits (Mech)	437	\$69,229.83
Electrical Permits	409	\$79,922.52
Temporary Certificates of Occupancy	26	\$2,850.00
Rental Registration (Includes Late Fees/Fines)	9,300	\$197,417.85
Certified Housing Contract	1	\$21,580.50
Total Inspections for Year	3,281	
Gordon ----	170	
Clay -----	2	
Corey -----	1,155	
Steve -----	775	
Tim -----	1,154	
Stephen ---	12	
Randy ----	1	
Miscellaneous --	12	
Elect License-Renew	81	\$12,100.00
Elect Non-Urbana Transferred License	37	\$5,050.00
TOTAL PERMIT FEES-2008		\$532,214.35
TOTAL NUMBER OF PERMITS-2008	1,784	
TOTAL TEMPORARY C OF O'S/FEES	26	\$2,850.00
TOTAL INSPECTIONS	3,281	
TOTAL RENTAL REGISTRATION (Includes Late Fees/Fines)	9,300	\$197,417.85
TOTAL CERTIFIED HOUSING CONTRACT	1	\$21,580.50
TOTAL ELECT RENEWALS/TRANSFERS	118	17,150.00
GRAND TOTAL AMOUNT		771,212.70

PERMIT TOTALS FOR YEAR 2008

	JAN	FEB	MARCH	APRIL	MAY	JUNE	JULY	AUG	SEPT	OCT	NOV	DEC	YEAR TO DATE
BUILDING PERMITS	13	15	14	20	11	26	16	17	17	20	11	16	196
UTILITY PERMITS	9	4	19	17	26	15	24	12	13	15	9	5	168
DEMOLITION PERMITS	1	2	2	3	1	4	2	2	2	0	3	4	26
SIGN PERMITS	6	3	6	10	1	3	0	5	6	2	2	7	51
PLUMBING PERMITS	33	39	34	34	18	35	55	37	37	41	25	39	427
MECHANICAL PERMITS	47	52	28	22	48	55	32	23	29	46	29	26	437
ELECTRICAL PERMITS	29	22	22	43	41	33	56	36	29	42	29	27	409
YEAR PERMIT TOTALS ONLY	138	137	125	149	146	171	185	132	133	166	108	124	1714
PLAN REVIEWS	6	11	7	12	2	6	5	6	1	5	3	6	70
TEMP C OF O'S	2	4	1	3	1	0	2	6	3	2	1	1	26
ELECTRICAL LICENSE RENEWALS		1				35	40	5					81
ELECT NON-URBANA TRANSFERRED LICENSE	0	1	4	4	7	3	9	3	2	2	0	2	37
ELECTRICAL LICENSE TOTALS	0	2	4	4	7	38	49	8	2	2	0	2	118
RENTAL REGISTRATION (Includes Late Fees & Fines)										9300			9300
CERTIFIED HOUSING CONTRACT		1						1					2
YEAR TOTALS FOR THE MONTH-only includes group totals	146	154	137	168	156	215	241	152	139	175	112	133	1928
INSPECTION TOTALS	204	172	224	333	223	327	376	328	225	265	232	358	3267

BUILDING SAFETY DIVISION
COMMUNITY DEVELOPMENT SERVICES
YEAR 2007 TOTALS

PERMITS, LICENSES, EXAMS		
Activity	Number Issued	Fees Collected
Building Permits	207	\$189,809.00
Plan Reviews	65	\$40,397.00
Utility Permits	218	\$11,414.00
Demolition Utility Permits	19	\$4,528.00
Sign Utility Permits	59	\$2,238.00
Plumbing Permits	511	\$85,706.00
HVAC Permits (Mech)	483	\$93,964.32
Electrical Permits	507	\$92,896.88
Temporary Certificates of Occupancy	22	\$1,960.00
Elevator Permits	142	\$7,100.00
Rental Registration	17,668	\$296,656.99
Certified Housing Contract	1	\$21,244.50
Total Inspections for Year	4,033	
Gordon ----	133	
Clay -----	11	
Corey -----	1,621	
Steve -----	938	
Tim -----	1,253	
Stephen	29	
Miscellaneous--	48	
Elect License-Renew	81	\$10,225.00
Elect Non-Urbana Transferred License	10	\$1,250.00
TOTAL BUILDING PERMIT FEES-2007		\$520,953.20
TOTAL BUILDING PERMITS-2007	2,069	
TOTAL TEMPORARY C OF O'S	22	\$1,960.00
TOTAL INSPECTIONS	4,033	
TOTAL ELEVATOR PERMITS	142	\$7,100.00
TOTAL CERTIFIED HOUSING CONTRACT	1	\$21,244.50
TOTAL RENTAL REGISTRATION	17,668	\$296,656.99
TOTAL ELECTRICAL LICENSES	91	11,475.00
GRAND TOTAL AMOUNT		\$859,389.69

PERMIT TOTALS FOR YEAR 2007

	JAN	FEB	MARCH	APRIL	MAY	JUNE	JULY	AUG	SEPT	OCT	NOV	DEC	YEAR TO DATE
BUILDING PERMITS	11	14	21	18	19	22	21	23	11	16	23	8	207
UTILITY PERMITS	10	8	17	25	22	18	13	20	28	18	14	25	218
DEMOLITION PERMITS	1	2	0	0	0	3	1	6	2	2	0	2	19
SIGN PERMITS	6	8	3	5	7	7	8	0	2	4	7	2	59
PLUMBING PERMITS	48	36	43	43	58	49	41	47	30	39	44	33	511
MECHANICAL PERMITS	35	37	38	37	45	45	46	46	31	45	46	32	483
ELECTRICAL PERMITS	39	22	38	48	49	61	46	47	41	64	24	28	507
YEAR PERMIT TOTALS ONLY	150	127	160	176	200	205	176	189	145	188	158	130	2004
PLAN REVIEWS	5	5	7	2	3	9	8	9	2	6	8	1	65
TEMP C OF O'S	4	3	1	1	2	2	1	4	0	1	2	1	22
ELECTRICAL LICENSE RENEWALS	0	0	0	0	3	42	29	6	0	0	1	0	81
ELECT NON-URBANA TRANSFERRED LICENSE	4	1	0	1	2	2	0	0	0	0	0	0	10
ELECTRICAL LICENSE TOTALS	4	1	0	1	5	44	29	6	0	0	1	0	91
ELEVATOR PERMITS								142					142
RENTAL REGISTRATION (Includes Late Fees & Fines)	0	8692	0	0	0	0	0	0	0	8713	0	0	17,405
CERTIFIED HOUSING CONTRACT	0	1	0	0	0	0	0	0	0	0	0	0	1
YEAR TOTALS FOR THE MONTH-only includes group totals	163	136	168	180	210	260	214	208	147	195	169	132	2182
INSPECTION TOTALS	336	205	308	346	422	346	381	432	317	357	319	264	4033

**COMMUNITY DEVELOPMENT SERVICES
BUILDING SAFETY DIVISION
YEAR 2006 TOTALS**

PERMITS, LICENSES, EXAMS		
Activity	Number Issued	Fees Collected
Building Permits	236	\$105,674.00
Plan Reviews	40	\$27,907.00
Utility Permits	233	\$12,546.00
Demolition Utility Permits	22	\$3,277.00
Sign Utility Permits	51	\$2,649.00
Plumbing Permits	529	\$102,044.00
HVAC Permits (Mech)	458	\$65,092.41
Electrical Permits	482	\$60,239.58
Temporary Certificates of Occupancy	43	\$3,035.00
Certified Housing Contract	1	\$20,027.00
Elevator Permits	150	\$7,500.00
Total Inspections for Jan-Dec 2006	4361	
Gordon ----	367	
Clay -----	7	
Corey -----	1652	
Steve -----	1006	
Randy ----	4	
Tim -----	1316	
Miscellaneous--	9	
Electrical Exams	12	\$600.00
Elect License-New	2	\$200.00
Elect License-Renew	90	\$11,175.00
Elect Non-Urbana Transferred License	44	\$5,500.00
TOTAL PERMIT FEES-2006		\$379,428.99
TOTAL PERMITS-2006	2051	
TOTAL TEMPORARY C OF O'S	43	\$3,035.00
TOTAL INSPECTIONS	4361	
TOTAL ELEVATOR PERMITS 2006	150	\$7,500.00
TOTAL CERTIFIED HOUSING CONTRACT		\$20,027.00
TOTAL ELECT EXAMS/LICENSES	148	17,475.00
GRAND TOTAL AMOUNT		427,465.99

PERMIT TOTALS FOR YEAR 2006													
	JAN	FEB	MARCH	APRIL	MAY	JUNE	JULY	AUG	SEPT	OCT	NOV	DEC	YEAR TO DATE
BUILDING PERMITS	13	16	16	24	37	35	21	13	13	18	15	15	236
UTILITY PERMITS	21	10	18	31	22	24	19	16	30	17	15	10	233
DEMOLITION PERMITS	0	0	0	2	3	3	1	5	2	0	3	3	22
SIGN PERMITS	10	3	5	4	5	4	4	5	1	4	3	3	51
PLUMBING PERMITS	40	32	49	44	25	64	46	39	51	45	42	52	529
MECHANICAL PERMITS	38	37	24	51	25	66	54	37	37	41	25	23	458
ELECTRICAL PERMITS	33	43	30	51	43	47	58	42	26	46	38	25	482
YEAR PERMIT TOTALS ONLY	155	141	142	207	160	243	203	157	160	171	141	131	2011
PLAN REVIEWS	5	3	1	5	3	3	5	2	4	6	1	2	40
TEMP C OF O'S	6	6	3	3	5	1	4	7	3	4	0	1	43
ELECTRICAL EXAMS	0	0	5	1	0	4	0	0	2	0	0	0	12
ELECTRICAL LICENSE-NEW	0	0	2	0	0	0	0	0	0	0	0	0	2
ELECTRICAL LICENSE RENEWALS	1	0	2	0	0	30	45	8	2	2	0	0	90
ELECT NON-URBANA TRANSFERRED LICENSE	2	2	2	7	7	7	4	4	4	2	3	0	44
ELECTRICAL LICENSE TOTALS	3	2	11	8	7	41	49	12	8	4	3	0	148
ELEVATOR PERMITS								150					150
CERTIFIED HOUSING CONTRACT	0	1	0	0	0	0	0	0	0	0	0	0	1
YEAR TOTALS FOR THE MONTH-only includes group totals	169	152	157	223	175	288	261	178	175	185	145	134	2242
INSPECTION TOTALS	334	365	335	401	372	416	389	418	294	436	327	274	4361

**BUILDING SAFETY DIVISION
COMMUNITY DEVELOPMENT SERVICES
YEAR 2005 TOTALS**

PERMITS, LICENSES, EXAMS		
Activity	Number Issued	Fees Collected
Building Permits	255	\$216,002.00
Plan Reviews	68	\$81,292.00
Utility Permits	250	\$17,769.00
Demolition Utility Permits	31	\$4,714.00
Sign Utility Permits	41	\$1,925.00
Plumbing Permits	564	\$79,842.00
HVAC Permits (Mech)	594	\$105,607.27
Electrical Permits	559	\$110,025.41
Temporary Certificates of Occupancy	34	\$1,510.00
Elevator Permits	143	\$7,150.00
Certified Housing Contract	1	\$19,443.00
Total Inspections for Year	5062	
Gordon ----	461	
Clay -----	11	
Corey -----	2049	
Steve -----	957	
Tim -----	1464	
Randy -----	1	
Miscellaneous--	119	
Electrical Exams	12	\$600.00
Elect License-New	4	\$500.00
Elect License-Renew	85	\$10,875.00
Elect Non-Urbana Transferred License	48	\$5,955.00
TOTAL PERMIT FEES-2005		\$617,176.68
TOTAL PERMITS-2005	2362	
TOTAL TEMPORARY C OF O'S	34	\$1,510.00
TOTAL INSPECTIONS	5062	
TOTAL ELEVATOR PERMITS	143	\$7,150.00
TOTAL CERTIFIED HOUSING CONTRACT	1	\$19,443.00
TOTAL ELECT EXAMS/LICENSES	149	17,930.00
GRAND TOTAL AMOUNT		663,209.68

PERMIT TOTALS FOR YEAR 2005													
	JAN	FEB	MARCH	APRIL	MAY	JUNE	JULY	AUG	SEPT	OCT	NOV	DEC	YEAR TO DATE
BUILDING PERMITS	19	20	36	33	24	19	11	23	27	25	7	11	255
UTILITY PERMITS	0	5	21	16	47	29	23	27	20	23	20	19	250
DEMOLITION PERMITS	1	3	3	5	3	3	1	3	2	2	1	4	31
SIGN PERMITS	6	2	2	2	1	3	2	2	4	4	2	11	41
PLUMBING PERMITS	46	41	62	67	48	57	36	43	48	43	35	38	564
MECHANICAL PERMITS	42	38	49	37	73	57	55	52	61	56	38	36	594
ELECTRICAL PERMITS	58	45	53	50	34	60	36	69	51	39	41	23	559
YEAR PERMIT TOTALS ONLY	172	154	226	210	230	228	164	219	213	192	144	142	2294
PLAN REVIEWS	4	4	1	8	2	5	4	8	9	11	4	8	68
TEMP C OF O'S	5	8	3	1	1	2	1	4	1	3	1	4	34
ELECTRICAL EXAMS	0	0	2	0	0	3	0	0	2	0	0	5	12
ELECTRICAL LICENSE-NEW	0	0	2	0	0	1	0	0	1	0	0	0	4
ELECTRICAL LICENSE RENEWALS	4	1	2	0	0	0	72	5	0	1	0	0	85
ELECT NON-URBANA TRANSFERRED LICENSE	3	4	1	9	8	8	4	4	1	2	2	2	48
ELECTRICAL LICENSE TOTALS	7	5	7	9	8	12	76	9	4	3	2	7	149
ELEVATOR PERMITS	0	0	0	0	0	0	0	0	0	0	0	143	143
CERTIFIED HOUSING CONTRACT	0	0	0	1	0	0	0	0	0	0	0	0	1
YEAR TOTALS FOR THE MONTH-only includes group totals	188	171	237	228	241	247	245	240	227	209	151	161	2545
INSPECTION TOTALS	272	270	389	442	482	535	400	560	461	474	478	299	5062

INSPECTION

ACTIVITY

2005-2009

TOTAL NUMBER OF INSPECTIONS MADE 2004 – 2009

YEAR 2009	JAN	FEB	MARCH	APRIL	MAY	JUNE	JULY	AUG	SEPT	OCT	NOV	DEC	YEAR TO DATE
GRS	25	8	11	19	16	11	19	26	5	11	1	7	159
SRC	59	39	51	70	42	74	82	53	43	80	54	87	734
TGM	54	87	90	82	106	116	132	107	110	110	97	103	1194
CWI	81	63	77	71	118	116	135	107	135	118	98	95	1214
CRB	0	0	0	0	0	0	0	0	0	0	0	0	0
SLC	0	4	0	0	2	0	2	0	0	2	0	1	11
Miscellaneous	0	0	2	0	1	0	0	0	1	1	0	0	5
MONTHLY TOTALS	219	201	231	242	285	317	370	293	294	322	250	293	3317

YEAR 2008	JAN	FEB	MARCH	APRIL	MAY	JUNE	JULY	AUG	SEPT	OCT	NOV	DEC	YEAR TO DATE
GRS	14	0	10	12	13	31	48	20	3	3	4	12	170
SRC	31	26	60	65	55	58	67	76	56	61	53	167	775
TGM	72	71	62	125	89	123	128	124	84	107	80	89	1154
CWI	83	74	90	131	60	115	132	106	82	97	95	90	1155
CRB	2	0	0	0	0	0	0	0	0	0	0	0	2
SLC	2	1	2	1	0	0	1	1	1	0	2	1	12
RLB	0	0	0	0	0	0	1	0	0	0	0	0	1
Miscellaneous	0	0	0	1	7	1	0	1	0	0	2	0	12
MONTHLY TOTALS	204	172	224	335	224	328	377	328	226	268	236	359	3281

YEAR 2007	JAN	FEB	MARCH	APRIL	MAY	JUNE	JULY	AUG	SEPT	OCT	NOV	DEC	YEAR TO DATE
GRS	2	3	11	13	2	20	20	9	14	16	20	3	133
SRC	84	63	64	48	130	62	65	102	68	70	66	116	938
TGM	111	53	94	110	105	114	123	165	87	115	106	70	1253
CWI	139	86	138	162	182	141	166	152	104	152	124	75	1621
CRB	0	0	1	1	1	3	3	1	1	0	0	0	11
SLC	0	0	0	1	1	0	4	3	13	4	3	0	29
Miscellaneous	0	0	0	11	1	6	0	0	30	0	0	0	48
MONTHLY TOTALS	336	205	308	346	422	346	381	432	317	357	319	264	4033

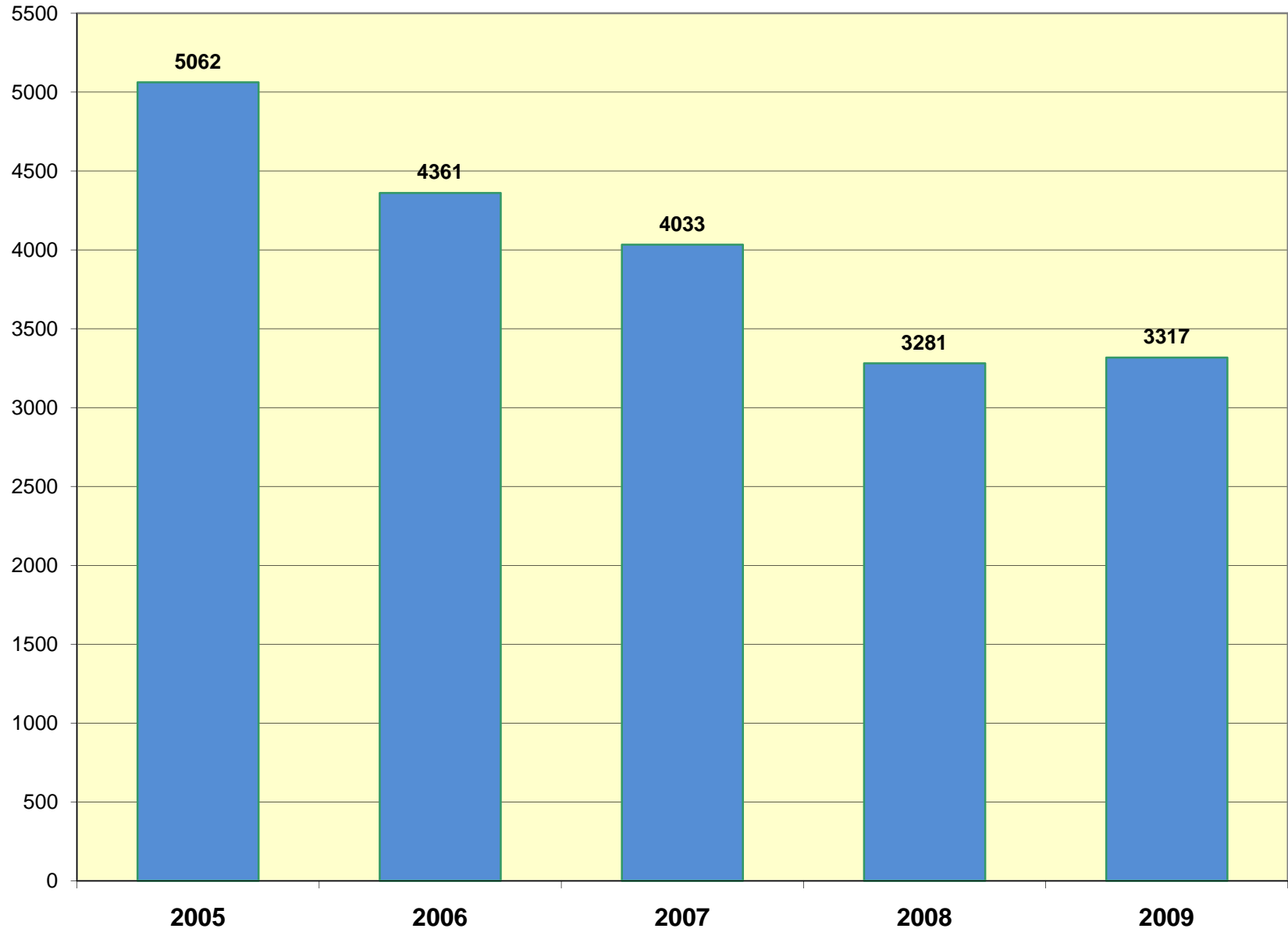
TOTAL NUMBER OF INSPECTIONS MADE 2004 – 2009

YEAR 2006	JAN	FEB	MARCH	APRIL	MAY	JUNE	JULY	AUG	SEPT	OCT	NOV	DEC	YEAR TO DATE
GRS	37	32	42	46	27	47	30	17	13	33	35	8	367
SRC	83	93	59	79	89	118	83	78	77	104	75	68	1006
TGM	83	116	121	127	129	92	127	122	88	128	101	82	1316
CWI	126	123	112	149	126	157	149	198	111	171	114	116	1652
CRB	1	1	1	0	0	2	0	0	0	0	2	0	7
RLB	0	0	0	0	0	0	0	0	4	0	0	0	4
Miscellaneous	4	0	0	0	1	0	0	3	1	0	0	0	9
MONTHLY TOTALS	334	365	335	401	372	416	389	418	294	436	327	274	4361

YEAR 2005	JAN	FEB	MARCH	APRIL	MAY	JUNE	JULY	AUG	SEPT	OCT	NOV	DEC	YEAR TO DATE
GRS	58	24	20	32	47	29	37	61	57	30	29	37	461
SRC	54	37	50	68	77	116	59	107	68	117	138	66	957
TGM	77	88	122	100	141	180	136	169	120	148	127	56	1464
CWI	83	120	194	208	215	207	163	216	170	170	167	136	2049
CRB	0	0	0	0	0	0	3	4	0	1	0	3	11
RLB	0	0	0	0	0	0	0	0	0	0	1	0	1
Miscellaneous	0	1	3	34	2	3	2	3	46	8	16	1	119
MONTHLY TOTALS	272	270	389	442	482	535	400	560	461	474	478	299	5062

YEAR 2004	JAN	FEB	MARCH	APRIL	MAY	JUNE	JULY	AUG	SEPT	OCT	NOV	DEC	YEAR TO DATE
GRS	21	10	19	11	11	32	41	118	65	22	41	40	431
SRC	59	52	47	58	111	87	94	77	89	73	97	80	924
TGM	105	130	139	125	121	136	148	115	66	96	101	114	1396
CWI	159	101	267	287	222	214	226	201	188	195	134	102	2296
CRB	0	0	0	1	0	0	0	0	2	0	0	0	3
Miscellaneous	1	4	1	8	2	3	13	0	2	2	13	1	50
MONTHLY TOTALS	345	297	473	490	467	472	522	511	412	388	386	337	5100

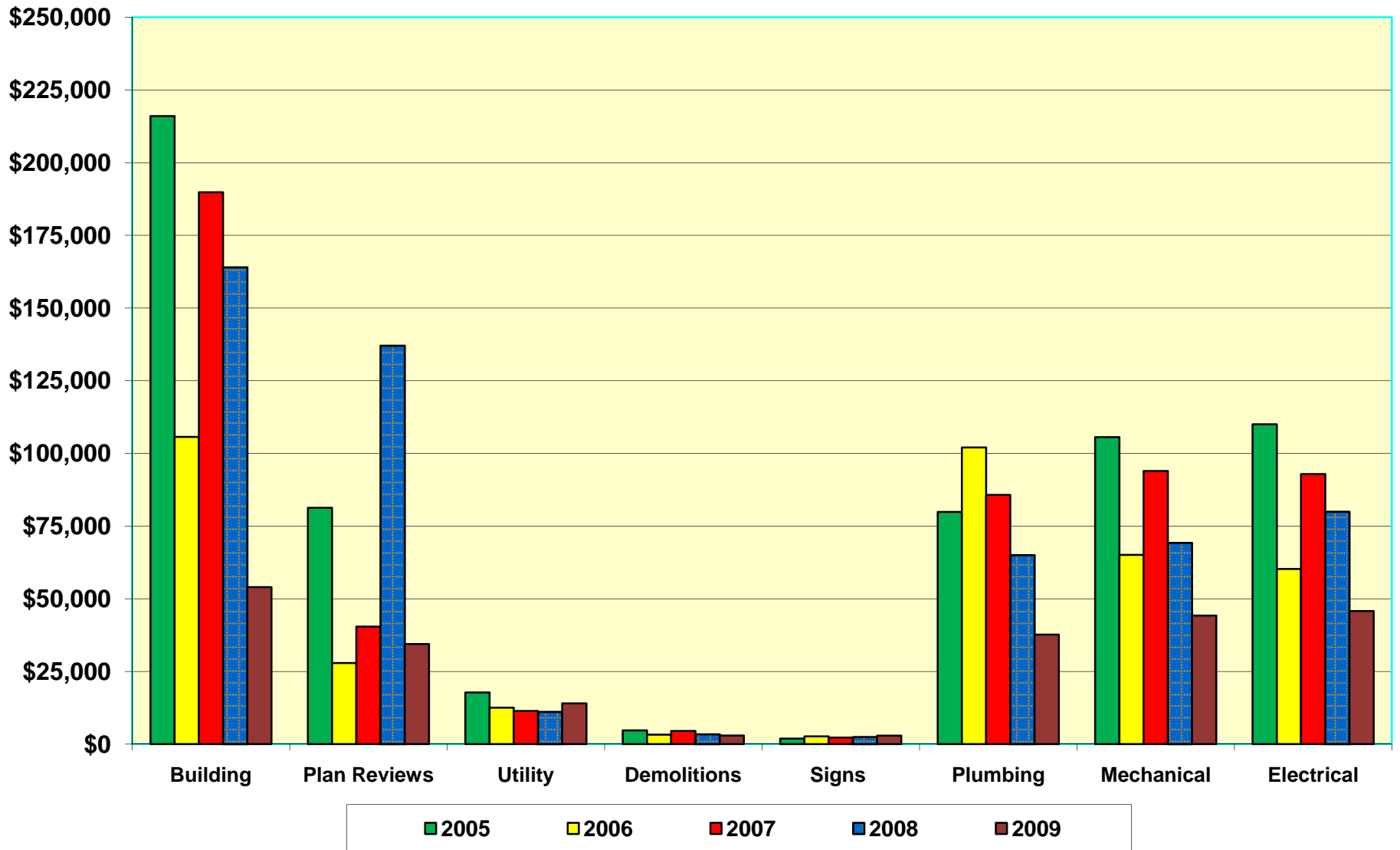
TOTAL NUMBER OF INSPECTIONS 2005-2009



FEE TOTALS

2005-2009

TOTAL PERMIT REVENUE 2005-2009



FEE TOTALS FOR YEAR 2009

	JAN	FEB	MARCH	APRIL	MAY	JUNE	JULY	AUG	SEPT	OCT	NOV	DEC	YEAR TO DATE
BUILDING PERMITS	\$672.00	\$1,548.00	\$4,646.00	\$3,113.00	\$11,174.00	\$6,966.00	\$2,110.00	\$5,498.00	\$7,399.00	\$2,106.00	\$5,643.00	\$3,105.00	\$53,980.00
UTILITY PERMITS	\$330.00	\$433.00	\$411.00	\$3,945.00	\$913.00	\$544.00	\$1,190.00	\$800.00	\$3,830.00	\$615.00	\$575.00	\$410.00	\$13,996.00
DEMOLITION PERMITS	\$0.00	\$0.00	\$682.00	\$750.00	\$300.00	\$0.00	\$150.00	\$0.00	\$500.00	\$300.00	\$300.00	\$0.00	\$2,982.00
SIGN PERMITS	\$271.00	\$215.00	\$25.00	\$703.00	\$166.00	\$75.00	\$300.00	\$351.00	\$109.00	\$425.00	\$50.00	\$230.00	\$2,920.00
PLUMBING PERMITS	\$2,386.00	\$2,414.00	\$1,900.00	\$5,896.00	\$3,584.00	\$3,234.00	\$2,278.00	\$3,894.00	\$3,170.00	\$2,754.00	\$3,126.00	\$3,056.00	\$37,692.00
HVAC PERMIT (MECH)	\$4,155.25	\$7,267.00	\$4,484.94	\$4,473.00	\$2,395.90	\$3,468.55	\$4,246.00	\$2,316.50	\$3,022.87	\$3,252.38	\$2,780.00	\$2,370.33	\$44,232.72
ELECTRICAL PERMITS	\$9,143.00	\$1,217.00	\$3,521.00	\$5,727.00	\$3,780.00	\$3,382.40	\$3,468.50	\$2,920.00	\$5,328.25	\$3,182.00	\$2,361.00	\$1,760.00	\$45,790.15
YEAR FEE TOTALS ONLY	\$16,957.25	\$13,094.00	\$15,669.94	\$24,607.00	\$22,312.90	\$17,669.95	\$13,742.50	\$15,779.50	\$23,359.12	\$12,634.38	\$14,835.00	\$10,931.33	\$201,592.87
PLAN REVIEWS	\$0.00	\$1,702.00	\$7,020.00	\$300.00	\$10,113.00	\$5,857.00	\$150.00	\$628.00	\$5,664.00	\$640.00	\$1,588.00	\$773.00	\$34,435.00
TEMPORARY C OF O'S	\$50.00	\$25.00	\$50.00	\$75.00	\$75.00	\$25.00	\$250.00	\$25.00	\$75.00	\$125.00	\$50.00	\$125.00	\$950.00
ELECTRICAL LICENSE-NEW & RENEW	\$0.00	\$0.00	\$0.00	\$0.00	\$0.00	\$5,550.00	\$4,800.00	\$900.00	\$0.00	\$0.00	\$150.00	\$0.00	\$11,400.00
ELECTRICAL NON-URBANA TRANSFERRED LICENSE	\$1,350.00	\$1,050.00	\$300.00	\$600.00	\$1,050.00	\$300.00	\$300.00	\$150.00	\$450.00	\$300.00	\$0.00	\$300.00	\$6,150.00
ELECTRICAL LICENSE FEE TOTALS	\$1,350.00	\$1,050.00	\$300.00	\$600.00	\$1,050.00	\$5,850.00	\$5,100.00	\$1,050.00	\$450.00	\$300.00	\$150.00	\$300.00	\$17,550.00
RENTAL REGISTRATION	\$0.00	\$0.00	\$0.00	\$0.00	\$0.00	\$0.00	\$0.00	\$0.00	\$0.00	\$0.00	\$0.00	\$170,967.50	\$170,967.50
CERTIFIED HOUSING CONTRACT	\$0.00	\$10,750.00	\$0.00	\$0.00	\$0.00	\$0.00	\$11,317.50	\$0.00	\$0.00	\$0.00	\$0.00	\$0.00	\$22,067.50
YEAR TOTALS FOR THE MONTH-only includes group totals	\$18,357.25	\$15,871.00	\$23,039.94	\$25,582.00	\$33,550.90	\$29,401.95	\$19,242.50	\$17,482.50	\$29,548.12	\$13,699.38	\$16,623.00	\$12,129.33	\$254,527.87
								GRAND TOTAL of Bldg, Pln Rvw, Temp CofO, Elect, Rental Reg, Cert Hsg					\$447,562.87

FEE TOTALS FOR YEAR 2008

	JAN	FEB	MARCH	APRIL	MAY	JUNE	JULY	AUG	SEPT	OCT	NOV	DEC	YEAR TO DATE
BUILDING PERMITS	\$10,945.00	\$15,447.00	\$14,053.00	\$23,767.00	\$2,385.00	\$15,970.00	\$7,129.00	\$21,420.00	\$3,592.00	\$7,429.00	\$30,012.00	\$11,874.00	\$164,023.00
UTILITY PERMITS	\$430.00	\$100.00	\$1,977.00	\$445.00	\$993.00	\$475.00	\$1,365.00	\$420.00	\$2,428.00	\$1,970.00	\$370.00	\$145.00	\$11,118.00
DEMOLITION PERMITS	\$150.00	\$430.00	\$0.00	\$489.00	\$150.00	\$527.00	\$150.00	\$300.00	\$300.00	\$0.00	\$416.00	\$450.00	\$3,362.00
SIGN PERMITS	\$420.00	\$181.00	\$295.00	\$616.00	\$50.00	\$190.00	\$0.00	\$125.00	\$200.00	\$165.00	\$50.00	\$184.00	\$2,476.00
PLUMBING PERMITS	\$2,836.00	\$7,032.00	\$5,236.00	\$11,432.00	\$3,980.00	\$4,816.00	\$7,786.00	\$5,824.00	\$3,766.00	\$3,230.00	\$2,866.00	\$6,208.00	\$65,012.00
HVAC PERMIT (MECH)	\$13,065.50	\$3,436.00	\$6,735.00	\$6,489.33	\$7,105.68	\$9,677.93	\$6,011.70	\$1,673.56	\$5,474.00	\$3,562.84	\$2,530.29	\$3,468.00	\$69,229.83
ELECTRICAL PERMITS	\$1,365.00	\$7,360.00	\$11,065.00	\$9,001.39	\$5,195.00	\$5,313.00	\$6,463.00	\$15,713.13	\$3,384.00	\$4,580.00	\$2,448.00	\$8,035.00	\$79,922.52
YEAR FEE TOTALS ONLY	\$29,211.50	\$33,986.00	\$39,361.00	\$52,239.72	\$19,858.68	\$36,968.93	\$28,904.70	\$45,475.69	\$19,144.00	\$20,936.84	\$38,692.29	\$30,364.00	\$395,143.35
PLAN REVIEWS	\$16,937.00	\$5,832.00	\$14,536.00	\$20,629.00	\$774.00	\$2,710.00	\$2,399.00	\$30,725.00	\$140.00	\$4,272.00	\$27,885.00	\$10,232.00	\$137,071.00
TEMPORARY C OF O'S	\$150.00	\$300.00	\$25.00	\$200.00	\$125.00	\$0.00	\$250.00	\$750.00	\$625.00	\$175.00	\$125.00	\$125.00	\$2,850.00
ELECTRICAL LICENSE-NEW	\$0.00	\$0.00	\$0.00	\$0.00	\$0.00	\$0.00	\$0.00	\$0.00	\$0.00	\$0.00	\$0.00	\$0.00	\$0.00
ELECTRICAL LICENSE-RENEW	\$0.00	\$100.00	\$0.00	\$0.00	\$0.00	\$5,250.00	\$6,000.00	\$750.00	\$0.00	\$0.00	\$0.00	\$0.00	\$12,100.00
ELECTRICAL NON-URBANA TRANSFERRED LICENSE	\$0.00	\$125.00	\$500.00	\$500.00	\$875.00	\$375.00	\$1,325.00	\$450.00	\$300.00	\$300.00	\$0.00	\$300.00	\$5,050.00
ELECTRICAL LICENSE FEE TOTALS	\$0.00	\$225.00	\$500.00	\$500.00	\$875.00	\$5,625.00	\$7,325.00	\$1,200.00	\$300.00	\$300.00	\$0.00	\$300.00	\$17,150.00
RENTAL REGISTRATION												\$197,417.85	\$197,417.85
CERTIFIED HOUSING CONTRACT				\$10,830.50				\$10,750.00					\$21,580.50
YEAR TOTALS FOR THE MONTH- only includes group totals	\$46,298.50	\$40,343.00	\$54,422.00	\$73,568.72	\$21,632.68	\$45,303.93	\$38,878.70	\$78,150.69	\$20,209.00	\$25,683.84	\$66,702.29	\$41,021.00	\$552,214.35
								GRAND TOTAL of Bldg, Pln Rvw, Temp CofO, Elect, Rental Reg, Cert Hsg					\$771,212.70

FEE TOTALS FOR YEAR 2007

	JAN	FEB	MARCH	APRIL	MAY	JUNE	JULY	AUG	SEPT	OCT	NOV	DEC	YEAR TO DATE
BUILDING PERMITS	\$4,366.00	\$10,769.00	\$69,886.00	\$7,411.00	\$7,048.00	\$25,158.00	\$7,998.00	\$9,953.00	\$2,159.00	\$32,808.00	\$11,174.00	\$1,079.00	\$189,809.00
UTILITY PERMITS	\$530.00	\$220.00	\$462.00	\$570.00	\$600.00	\$625.00	\$340.00	\$1,175.00	\$2,489.00	\$1,565.00	\$815.00	\$2,023.00	\$11,414.00
DEMOLITION PERMITS	\$0.00	\$100.00	\$100.00	\$0.00	\$0.00	\$897.00	\$100.00	\$900.00	\$300.00	\$1,831.00	\$0.00	\$300.00	\$4,528.00
SIGN PERMITS	\$152.00	\$287.00	\$60.00	\$151.00	\$237.00	\$269.00	\$504.00	\$0.00	\$65.00	\$108.00	\$285.00	\$120.00	\$2,238.00
PLUMBING PERMITS	\$3,640.00	\$8,004.00	\$4,752.00	\$24,314.00	\$9,524.00	\$5,204.00	\$3,628.00	\$4,260.00	\$7,592.00	\$2,644.00	\$6,780.00	\$5,364.00	\$85,706.00
HVAC PERMIT (MECH)	\$3,127.00	\$4,905.00	\$4,760.80	\$3,795.88	\$4,535.83	\$4,831.00	\$12,587.19	\$27,495.00	\$8,382.30	\$9,116.92	\$7,849.00	\$2,578.40	\$93,964.32
ELECTRICAL PERMITS	\$4,601.50	\$4,780.00	\$4,128.00	\$5,945.00	\$6,270.00	\$16,756.90	\$6,039.00	\$2,513.00	\$16,190.48	\$10,852.00	\$11,152.00	\$3,669.00	\$92,896.88
YEAR FEE TOTALS ONLY	\$16,416.50	\$29,065.00	\$84,148.80	\$42,186.88	\$28,214.83	\$53,740.90	\$31,196.19	\$46,296.00	\$37,177.78	\$58,924.92	\$38,055.00	\$15,133.40	\$480,556.20
PLAN REVIEWS	\$1,838.00	\$3,500.00	\$5,190.00	\$2,310.00	\$978.00	\$3,840.00	\$2,678.00	\$4,918.00	\$820.00	\$7,917.00	\$6,200.00	\$208.00	\$40,397.00
TEMPORARY C OF O'S	\$175.00	\$150.00	\$100.00	\$100.00	\$185.00	\$150.00	\$125.00	\$500.00	\$0.00	\$375.00	\$75.00	\$25.00	\$1,960.00
ELECTRICAL LICENSE-RENEW	\$0.00	\$0.00	\$0.00	\$0.00	\$350.00	\$5,125.00	\$3,625.00	\$1,000.00	\$0.00	\$0.00	\$125.00	\$0.00	\$10,225.00
ELECTRICAL NON-URBANA TRANSFERRED LICENSE	\$500.00	\$125.00	\$0.00	\$125.00	\$250.00	\$250.00	\$0.00	\$0.00	\$0.00	\$0.00	\$0.00	\$0.00	\$1,250.00
ELECTRICAL LICENSE FEE TOTALS	\$0.00	\$11,475.00	\$0.00	\$0.00	\$0.00	\$0.00	\$0.00	\$0.00	\$0.00	\$0.00	\$0.00	\$0.00	\$11,475.00
ELEVATOR PERMITS	\$0.00	\$0.00	\$0.00	\$0.00	\$0.00	\$0.00	\$0.00	\$7,100.00	\$0.00	\$0.00	\$0.00	\$0.00	\$7,100.00
RENTAL REGISTRATION	\$0.00	\$113,588.13	\$0.00	\$0.00	\$0.00	\$0.00	\$0.00	\$0.00	\$0.00	\$183,068.86	\$0.00	\$0.00	\$296,656.99
CERTIFIED HOUSING CONTRACT	\$0.00	\$0.00	\$0.00	\$0.00	\$0.00	\$21,244.50	\$0.00	\$0.00	\$0.00	\$0.00	\$0.00	\$0.00	\$21,244.50
YEAR TOTALS FOR THE MONTH-only includes group totals	\$18,429.50	\$44,190.00	\$89,438.80	\$44,596.88	\$29,377.83	\$57,730.90	\$33,999.19	\$51,714.00	\$37,997.78	\$67,216.92	\$44,330.00	\$15,366.40	\$534,388.20
GRAND TOTAL of Bldg, Pln Rvw, Temp CofO, Elect, Rental Reg, Cert Hsg													\$859,389.69

FEE TOTALS FOR YEAR 2006													
	JAN	FEB	MARCH	APRIL	MAY	JUNE	JULY	AUG	SEPT	OCT	NOV	DEC	YEAR TO DATE
BUILDING PERMITS	\$8,232.00	\$6,549.00	\$13,753.00	\$12,659.00	\$10,355.00	\$11,772.00	\$15,824.00	\$4,538.00	\$5,549.00	\$11,038.00	\$2,616.00	\$2,789.00	\$105,674.00
UTILITY PERMITS	\$1,039.00	\$669.00	\$545.00	\$1,200.00	\$500.00	\$2,085.00	\$651.00	\$2,730.00	\$1,425.00	\$687.00	\$635.00	\$380.00	\$12,546.00
DEMOLITION PERMITS	\$0.00	\$0.00	\$0.00	\$200.00	\$300.00	\$200.00	\$100.00	\$1,598.00	\$254.00	\$0.00	\$325.00	\$300.00	\$3,277.00
SIGN PERMITS	\$442.00	\$100.00	\$185.00	\$80.00	\$160.00	\$205.00	\$530.00	\$452.00	\$60.00	\$270.00	\$60.00	\$105.00	\$2,649.00
PLUMBING PERMITS	\$12,580.00	\$2,868.00	\$15,384.00	\$17,200.00	\$3,852.00	\$5,368.00	\$3,428.00	\$5,204.00	\$8,876.00	\$19,212.00	\$3,616.00	\$4,456.00	\$102,044.00
HVAC PERMIT (MECH)	\$8,773.00	\$6,064.27	\$3,230.00	\$6,631.60	\$5,728.87	\$7,046.00	\$6,897.73	\$4,110.69	\$6,234.25	\$6,715.00	\$1,664.00	\$1,997.00	\$65,092.41
ELECTRICAL PERMITS	\$5,585.00	\$9,911.00	\$3,853.00	\$3,779.00	\$7,243.00	\$3,875.00	\$2,645.30	\$4,308.75	\$3,811.50	\$6,402.03	\$5,020.00	\$3,806.00	\$60,239.58
YEAR FEE TOTALS ONLY	\$36,651.00	\$26,161.27	\$36,950.00	\$41,749.60	\$28,138.87	\$30,551.00	\$30,076.03	\$22,941.44	\$26,209.75	\$44,324.03	\$13,936.00	\$13,833.00	\$351,521.99
PLAN REVIEWS	\$12,578.00	\$1,120.00	\$900.00	\$1,797.00	\$1,065.00	\$950.00	\$2,387.00	\$875.00	\$2,255.00	\$3,577.00	\$153.00	\$250.00	\$27,907.00
TEMPORARY C OF O'S	\$450.00	\$300.00	\$325.00	\$75.00	\$450.00	\$100.00	\$175.00	\$450.00	\$400.00	\$285.00	\$0.00	\$25.00	\$3,035.00
ELECTRICAL EXAMS	\$0.00	\$0.00	\$250.00	\$50.00	\$0.00	\$200.00	\$0.00	\$0.00	\$100.00	\$0.00	\$0.00	\$0.00	\$600.00
ELECTRICAL LICENSE-NEW	\$0.00	\$0.00	\$200.00	\$0.00	\$0.00	\$0.00	\$0.00	\$0.00	\$0.00	\$0.00	\$0.00	\$0.00	\$200.00
ELECTRICAL LICENSE-RENEW	\$100.00	\$0.00	\$200.00	\$0.00	\$0.00	\$3,750.00	\$5,625.00	\$1,000.00	\$250.00	\$250.00	\$0.00	\$0.00	\$11,175.00
ELECTRICAL NON-URBANA TRANSFERRED LICENSE	\$250.00	\$250.00	\$250.00	\$875.00	\$875.00	\$875.00	\$500.00	\$500.00	\$500.00	\$250.00	\$375.00	\$0.00	\$5,500.00
ELECTRICAL LICENSE FEE TOTALS	\$350.00	\$250.00	\$900.00	\$925.00	\$875.00	\$4,825.00	\$6,125.00	\$1,500.00	\$850.00	\$500.00	\$375.00	\$0.00	\$17,475.00
ELEVATOR PERMITS	\$0.00	\$0.00	\$0.00	\$0.00	\$0.00	\$0.00	\$0.00	\$7,500.00	\$0.00	\$0.00	\$0.00	\$0.00	\$7,500.00
CERTIFIED HOUSING CONTRACT	\$0.00	\$20,027.00	\$0.00	\$0.00	\$0.00	\$0.00	\$0.00	\$0.00	\$0.00	\$0.00	\$0.00	\$0.00	\$20,027.00
YEAR TOTALS FOR THE MONTH-only includes group totals	\$50,029.00	\$27,831.27	\$39,075.00	\$44,546.60	\$30,528.87	\$36,426.00	\$38,763.03	\$25,766.44	\$29,714.75	\$48,686.03	\$14,464.00	\$14,108.00	\$399,938.99
GRAND TOTAL of Bldg, Pln Rvw, Temp CofO, Elect, Rental Reg, Cert Hsg													\$427,465.99

FEE TOTALS FOR YEAR 2005

	JAN	FEB	MARCH	APRIL	MAY	JUNE	JULY	AUG	SEPT	OCT	NOV	DEC	YEAR TO DATE
BUILDING PERMITS	\$15,822.00	\$12,593.00	\$10,592.00	\$59,687.00	\$7,341.00	\$10,532.00	\$14,992.00	\$15,235.00	\$12,217.00	\$10,425.00	\$2,984.00	\$43,582.00	\$216,002.00
UTILITY PERMITS	\$0.00	\$115.00	\$2,582.00	\$411.00	\$1,287.00	\$1,123.00	\$763.00	\$2,028.00	\$720.00	\$890.00	\$6,935.00	\$915.00	\$17,769.00
DEMOLITION PERMITS	\$100.00	\$300.00	\$375.00	\$500.00	\$300.00	\$375.00	\$100.00	\$300.00	\$200.00	\$380.00	\$1,225.00	\$559.00	\$4,714.00
SIGN PERMITS	\$123.00	\$40.00	\$40.00	\$40.00	\$32.00	\$120.00	\$67.00	\$369.00	\$180.00	\$160.00	\$45.00	\$709.00	\$1,925.00
PLUMBING PERMITS	\$3,812.00	\$11,544.00	\$7,204.00	\$5,804.00	\$4,632.00	\$10,776.00	\$5,028.00	\$3,766.00	\$4,152.00	\$7,908.00	\$13,312.00	\$1,904.00	\$79,842.00
HVAC PERMIT (MECH)	\$9,150.00	\$2,724.00	\$6,360.28	\$5,970.00	\$8,793.50	\$8,328.00	\$9,041.00	\$20,482.23	\$5,163.30	\$15,735.00	\$4,804.00	\$9,055.96	\$105,607.27
ELECTRICAL PERMITS	\$8,935.00	\$5,655.66	\$34,139.00	\$4,124.00	\$2,093.00	\$5,221.58	\$5,511.00	\$17,305.92	\$10,687.75	\$4,499.00	\$8,370.50	\$3,483.00	\$110,025.41
YEAR FEE TOTALS ONLY	\$37,942.00	\$32,971.66	\$61,292.28	\$76,536.00	\$24,478.50	\$36,475.58	\$35,502.00	\$59,486.15	\$33,320.05	\$39,997.00	\$37,675.50	\$60,207.96	\$535,884.68
PLAN REVIEWS	\$19,102.00	\$3,007.00	\$583.00	\$16,156.00	\$731.00	\$7,757.00	\$8,225.00	\$7,752.00	\$5,660.00	\$3,889.00	\$1,526.00	\$6,904.00	\$81,292.00
TEMPORARY C OF O'S	\$200.00	\$350.00	\$75.00	\$25.00	\$25.00	\$50.00	\$100.00	\$175.00	\$25.00	\$225.00	\$25.00	\$235.00	\$1,510.00
ELECTRICAL EXAMS	\$0.00	\$0.00	\$100.00	\$0.00	\$0.00	\$150.00	\$0.00	\$0.00	\$100.00	\$0.00	\$0.00	\$250.00	\$600.00
ELECTRICAL LICENSE-NEW	\$0.00	\$0.00	\$250.00	\$0.00	\$0.00	\$125.00	\$0.00	\$0.00	\$125.00	\$0.00	\$0.00	\$0.00	\$500.00
ELECTRICAL LICENSE-RENEW	\$550.00	\$250.00	\$200.00	\$0.00	\$0.00	\$0.00	\$9,000.00	\$750.00	\$0.00	\$125.00	\$0.00	\$0.00	\$10,875.00
ELECTRICAL NON-URBANA TRANSFERRED LICENSE	\$375.00	\$500.00	\$125.00	\$1,125.00	\$1,000.00	\$1,000.00	\$500.00	\$500.00	\$125.00	\$250.00	\$250.00	\$205.00	\$5,955.00
ELECTRICAL LICENSE FEE TOTALS	\$925.00	\$750.00	\$675.00	\$1,125.00	\$1,000.00	\$1,275.00	\$9,500.00	\$1,250.00	\$350.00	\$375.00	\$250.00	\$455.00	\$17,930.00
ELEVATOR PERMITS	\$0.00	\$0.00	\$0.00	\$0.00	\$0.00	\$0.00	\$0.00	\$0.00	\$0.00	\$0.00	\$0.00	\$7,150.00	\$7,150.00
CERTIFIED HOUSING CONTRACT	\$0.00	\$0.00	\$0.00	\$19,443.00	\$0.00	\$0.00	\$0.00	\$0.00	\$0.00	\$0.00	\$0.00	\$0.00	\$19,443.00
YEAR TOTALS FOR THE MONTH-only includes group totals	\$58,169.00	\$37,078.66	\$62,625.28	\$93,842.00	\$26,234.50	\$45,557.58	\$53,327.00	\$68,663.15	\$39,355.05	\$44,486.00	\$39,476.50	\$67,801.96	\$636,616.68
								GRAND TOTAL of Bldg, Pln Rvw, Temp CofO, Elect, Rental Reg, Cert Hsg					\$663,209.68