

## BUSINESS & DEVELOPMENT

*Community Development Services Department*

Diane Marlin, Mayor

August 2017



---

### Updates

---

#### SALT AND LIGHT

Salt and Light continues to move forward on their new second location on South Philo. The new facility will include a food co-op, thrift store, child-care, classrooms, a computer lab, and coffee shop. Salt and Light has remaining space they are looking to fill with tenants who compliment their mission.

#### SWEETCORN FESTIVAL

The 2017 Sweetcorn Festival put the focus on local talent and businesses. Sweetcorn drew 40,000 visitors to listen to over 30 local bands, drink beer from eight local bars, and visit over 80 food, merchandise, and information vendors. Local businesses like CU Adventures in Time and Space provided activities for all ages, and as always fresh sweetcorn was a hit with over 20,000 ears consumed.

#### BUSINESS OUTREACH

In August, Economic Development spoke with nine potential new businesses, and hosted a quarterly Business and Development Luncheon. The August Luncheon, sponsored by First Federal Savings bank and hosted in conjunction with the City of Champaign featured speakers from CUMTD, Willard Airport, and the MCORE Project and was emceed by Mayor Marlin. The event had 63 attendees from over 40 different organizations and businesses.

#### COFFEE AND COGS

After his success with Neutral Design Studio, Ricardo Pierre-Louis has branched out to start a new software and design consultancy firm *Coffee and Cogs*. The firm will offer mobile app development, data analysis, and digital branding service. As the seventh business to open in the Collider Coworking space, Ricardo will bring his knowledge and experience to the space.

---

### Upcoming Events

---

SEPTEMBER 7, 6:45pm:

Kickapoo Rail Trail Connectivity Workshop, public event including public input followed by light refreshments and a casual ride on the trail. Weaver Park, 2205 E Main St.

SEPTEMBER 16, 4:00pm:

CU Pride Parade, Downtown Champaign.

SEPTEMBER 20-24:

Pygmalion Festival, Champaign-Urbana.

SEPTEMBER 26, 11:00am-2:00pm:

Urbana Food Truck Rally. Urbana Civic Center 108 E Water.

OCTOBER 6, 4:00pm-11:00pm:

Urbana First Fridays. Downtown Urbana.

## Business Activity

PROJECT UPDATES							
BUSINESS	DESCRIPTION	LOCATION	STATUS UPDATE	PROJECT TYPE	COST	APPROVED INCENTIVES	MAP KEY
Coffee and Cogs	<i>Music Production</i>	123 W Main	Open	New Business	NA	TBD, TBO	1
Panda Express	<i>Quick Service Restaurant</i>	106 E University	Open	New Business/ New Construction	\$750,000	-	2
25 O'Clock Brewery	<i>Brewery</i>	208 W Griggs	Brewery Complete	Renovation	\$210,000	TRI, EZST	3
Salt and Light	<i>Day Care</i>	1819 S Philo	Permit Issued	New Business /Renovation	\$495,600	-	4
O'Reilly Auto Parts	<i>Auto Parts</i>	1806 & 1808 S Philo Rd	Plans Approved	New	\$915,205	-	5

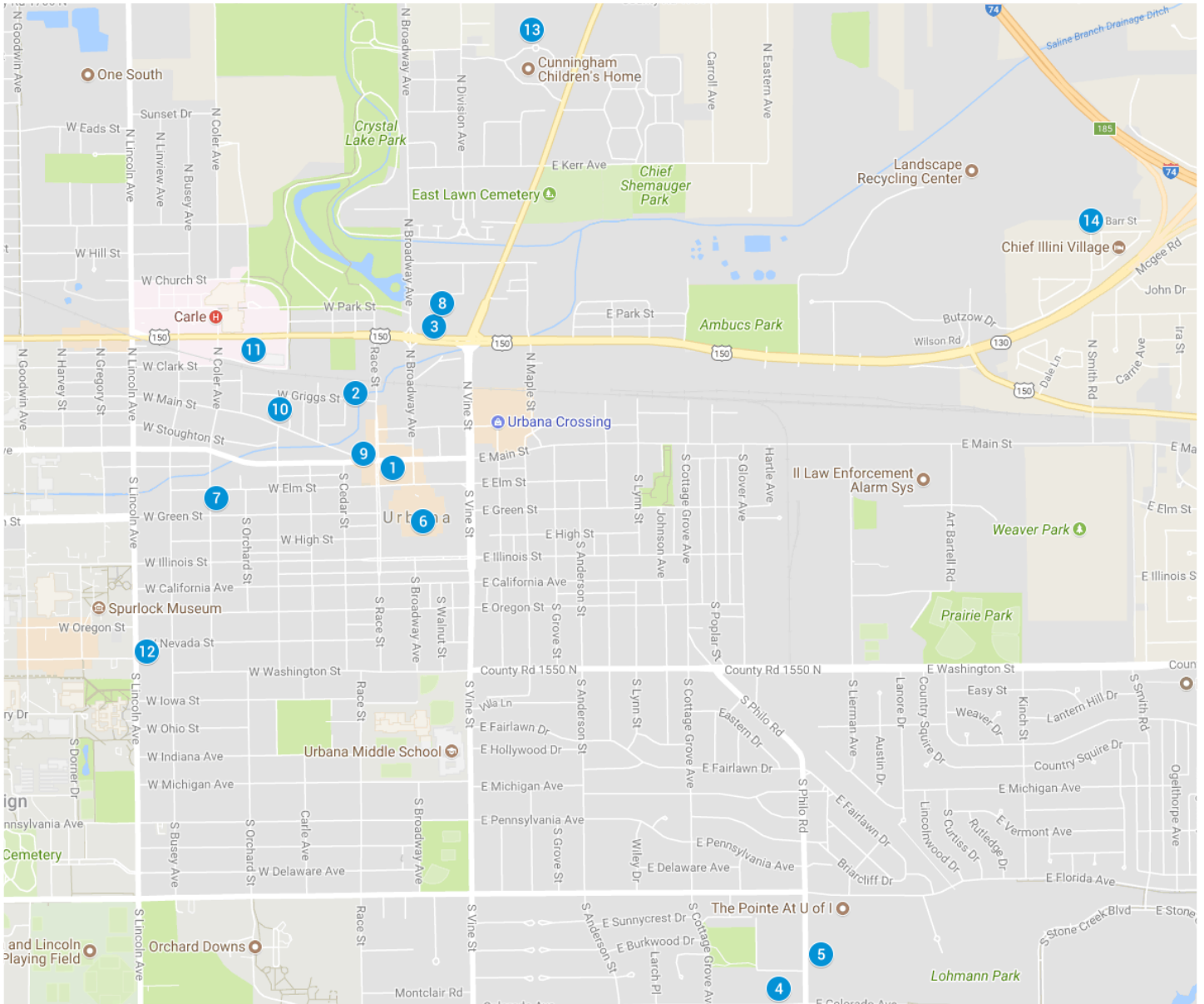
## Development Activity

PROJECT UPDATES							
PROJECT	DESCRIPTION	LOCATION	STATUS UPDATE	PROJECT TYPE	COST	APPROVED INCENTIVES	MAP KEY
Lincoln Square Mall	<i>Management Office</i>	300 S Broadway	Complete	Remodel	\$2,500	-	6
West Elm Apartments	<i>Multi-Family Apartment</i>	611 W Elm	Complete	New Construction	\$618,000	-	7
Tricoci University of Beauty Culture	<i>Beauty School</i>	110 E Uniniversity	Complete	Expansion	\$129,000	-	8
A Plus VIP Lounge	<i>Karaoke</i>	214 W Main	Under Construction	Renovation	N/A	-	9
Element on Main	<i>Apartments</i>	502 W Main	Under Construction	Renovation	\$145,000	-	10
Carle Foundation	<i>Hospital</i>	509 W Uni. & 611 Park	Under Construction	Renovation	N/A	-	11
809 Nevada Apartments	<i>Apartments</i>	809 W Nevada	Plans Submitted	New Construction	N/A	-	12
Cunningham Childrens Home	<i>Children's Services</i>	1303 N Cunningham	Plans Submitted	New Construction	N/A	-	13
Borcher's	<i>Construction</i>	801 N Smith	Plans Submitted	New Construction	N/A	-	14

TDA: TIF Development Agreement  
 TRI: TIF Redevelopment Incentive  
 TBG: TIF Business Grant

EZST: Enterprise Zone Sales Tax Exemption  
 EZPT: Enterprise Zone Property Tax Abatement

# August Project Update Locations



- |  |                               |
|--|-------------------------------|
| 1 Coffee and Cogs                      | 9 A Plus VIP Lounge           |
| 2 25 O'Clock Brewery                   | 10 Element on Main            |
| 3 Panda Express                        | 11 Carle Foundation           |
| 4 Salt and Light                       | 12 809 Nevada Apartments      |
| 5 O'Reilly Auto Parts                  | 13 Cunningham Children's Home |
| 6 Lincoln Square Mall                  | 14 Borchers                   |
| 7 West Elm Apartments                  |                               |
| 8 Tricoci University of Beauty Culture |                               |

**Think Urbana**

To-date, 24 projects, containing a total of 59 units, have applied to receive Think Urbana incentives.



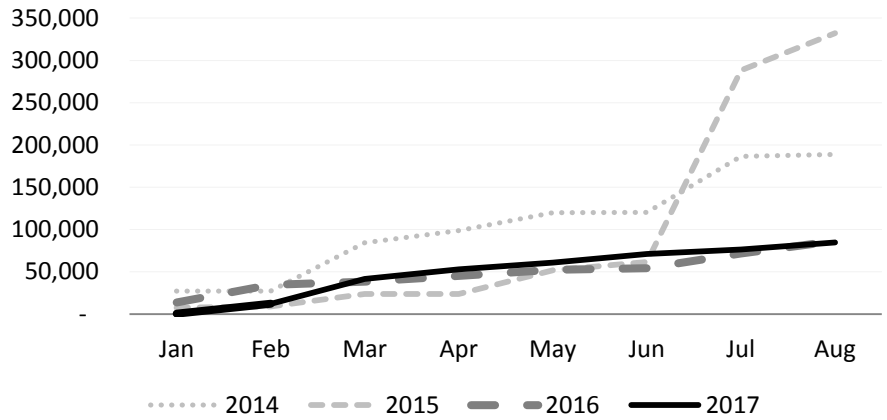
**Total Square Feet Added Year-to-Date All Project Types**

A total of 84,819 square feet was added in new construction from January through August 2017, this growth is slightly lower than the prior year for these months.

The City of Urbana collects data on square footage added through issued building permits for both additions and new construction.

*Source: Urbana Permit Data*

**Year-To-Date Square Footage Added**  
*All New Construction & Additions*



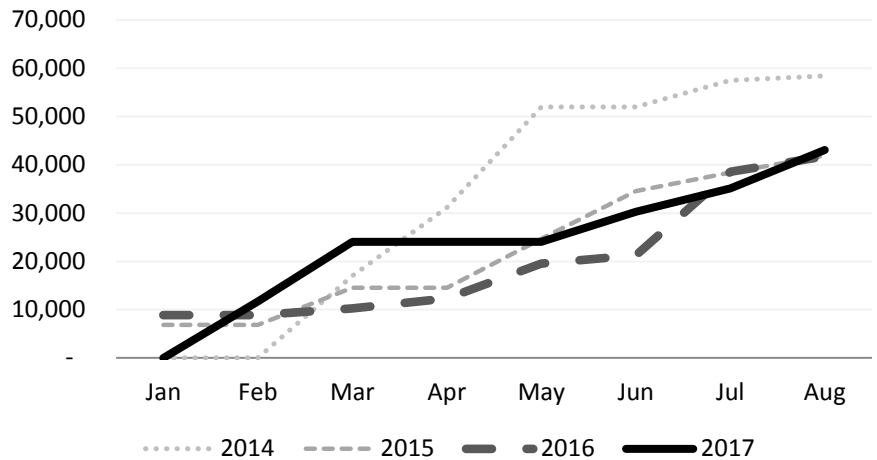
*Source: Urbana Permit Data*

**Single-Family and Duplex Residential Square Feet Added**

Year-to-date square footage through August for new one and two family homes totaled 43,044 square feet from January through August 2017, slightly higher than in 2016 and 2015.

*Source: Urbana Permit Data*

**Year-To-Date Square Footage Added**  
*Single and Two Family New Construction*



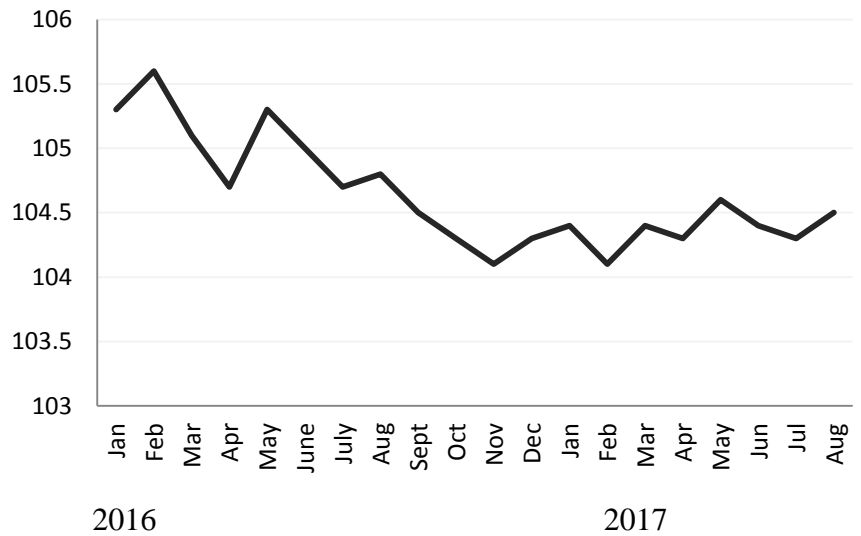
*Source: Urbana Permit Data*

**Flash Index**

The Flash Index increased slightly from 104.3 in July to 104.5 in August. The U of I Flash Index provides a quick look at the performance of the Illinois economy. A number over 100 indicates the economy is expanding, while a number under 100 indicates contraction.

Source: U of I Flash Index

**2016 - 2017 Illinois Flash Index**



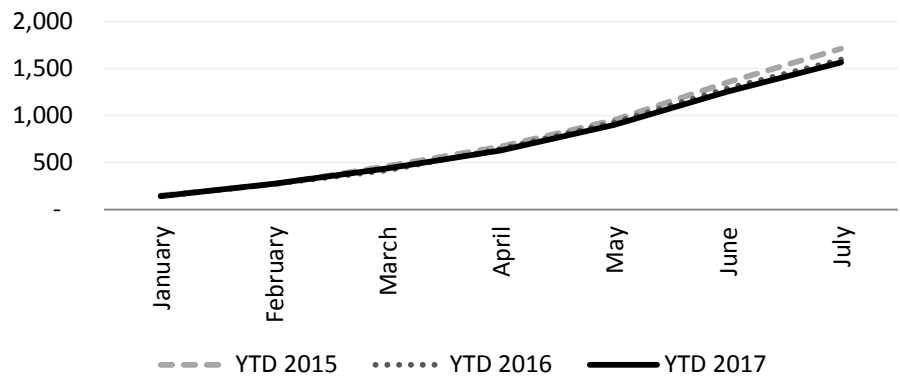
Source: U of I Flash Index

**Home Sales**

Year-to-date homes sales in Champaign County were lower in 2017 than in 2016, as of July 2017 1,565 homes sold year-to-date in 2017 compared to 1,593 in 2016. July home sales were up from 305 in 2016 to 310 in 2017. The Champaign County Association of REALTORS® provides monthly data on Champaign County home sales.

Source: CCAR Newsletter

**Year-to-date Champaign County Home Sales**



Source: CCAR Newsletter