

City of Urbana

Building Safety Division



2010 Annual Report



DEPARTMENT OF COMMUNITY DEVELOPMENT SERVICES

Building Safety Division

m e m o r a n d u m

TO: Elizabeth Tyler, Community Development Director

FROM: Gordon R. Skinner, Building Safety Division Manager

DATE: March 29, 2011

SUBJECT: 2010 Annual Report, Building Safety Division,
City of Urbana

In 2010, the Building Safety Division continued to be affected by the national economic climate that has been experienced throughout the country. We continued to see fewer permits issued than in previous years. However, there appeared to be an increase in the last quarter of 2010 which will hopefully continue into the new year.

The following reports describe the division activity for the previous year. This information is presented in terms of number of permits, number of inspections, and revenue generated by permit type. Revenue from the fourth year of the rental registration program is reported. Also included is time series information going back for a five-year period from 2006. A report on activities of the housing inspection section is also included.

Total Building Safety Revenue from all sources in 2010 was \$549,524. This amount is a 22 percent increase from last year's \$447,563.

The rental registration amount was \$207,245, including some late fees and fines. The amount was 18 percent more than last year's total of \$170,967 and was a result of fee increases. The non-rental registration amount was \$342,279, an increase from \$276,595 in 2009. During the last five years, the Building Safety Division has collected a total of \$3,065,969 in fees with an average of \$613,193 per year.

The total number of permits issued by the division in 2010 was 1,513, which is a decrease from 1,780 issued in 2009. The average number of permits for the last five years was 1,839.

The total number of inspections performed by the division in 2010 was 2,424. That represents a decrease from 3,317 in 2009. The average number of inspections for the last five years was 3,486.

In 2010, the Building Safety Division worked on many new construction and remodeling projects in spite of the economic downturn. Projects included start of work on the Urbana Champaign Sanitary District project Phase III, a new office training center for the Ironworkers Union, several projects at Carle, Jimmy John's building, Urbana Park District's new buildings on Kerr Avenue, a remodel of Walmart, new buildings in Thermal Solutions research park, and several build-outs at Five Points strip malls. The Building Safety Division plan review staff spent a significant amount of time on review of the plans for the Carle HVI expansion project.

In 2011, the Division looks forward to the continued increase in activity. The Carle HVI expansion project is prepared to start in the spring and will be a nine story building of more than 300,000 square feet. This exciting project will require a substantial amount of Building Safety Division inspection time for the next two years. Also, numerous alterations and remodel projects have been proposed or expected throughout the city, including several at Carle, several at Five Points strip malls and at the Sunnycrest area.

The Building Safety Division, working along with the Finance Department, had a successful fifth billing for Urbana's Rental Registration Program. In 2010, a total of 1,041 multi-family dwelling units and 214 single and duplex dwellings were inspected for a total of 1,255 units inspected. In addition to the initial inspection of these properties, 1,817 follow-up inspections were necessary to complete compliance. Our office received a total of 49 tenant complaints in 2010, which are 10 more than 2009. The majority of these violations were corrected within 30 days.

Under a long-standing service contract, the Building Safety staff conducted annual inspections of Certified Housing at the University of Illinois. There were 24 properties inspected which included 1,241 student residents. To date, 17 of the 24 properties are protected with a sprinkler system and per our adopting ordinance; the remaining seven properties have until March of 2012 to install sprinkler protection in their buildings.

Other important programs were also completed by the housing inspection staff, such as mobile home park inspections, fire department inspections, follow-ups, and Grants Management program inspections.

2010

PERMIT

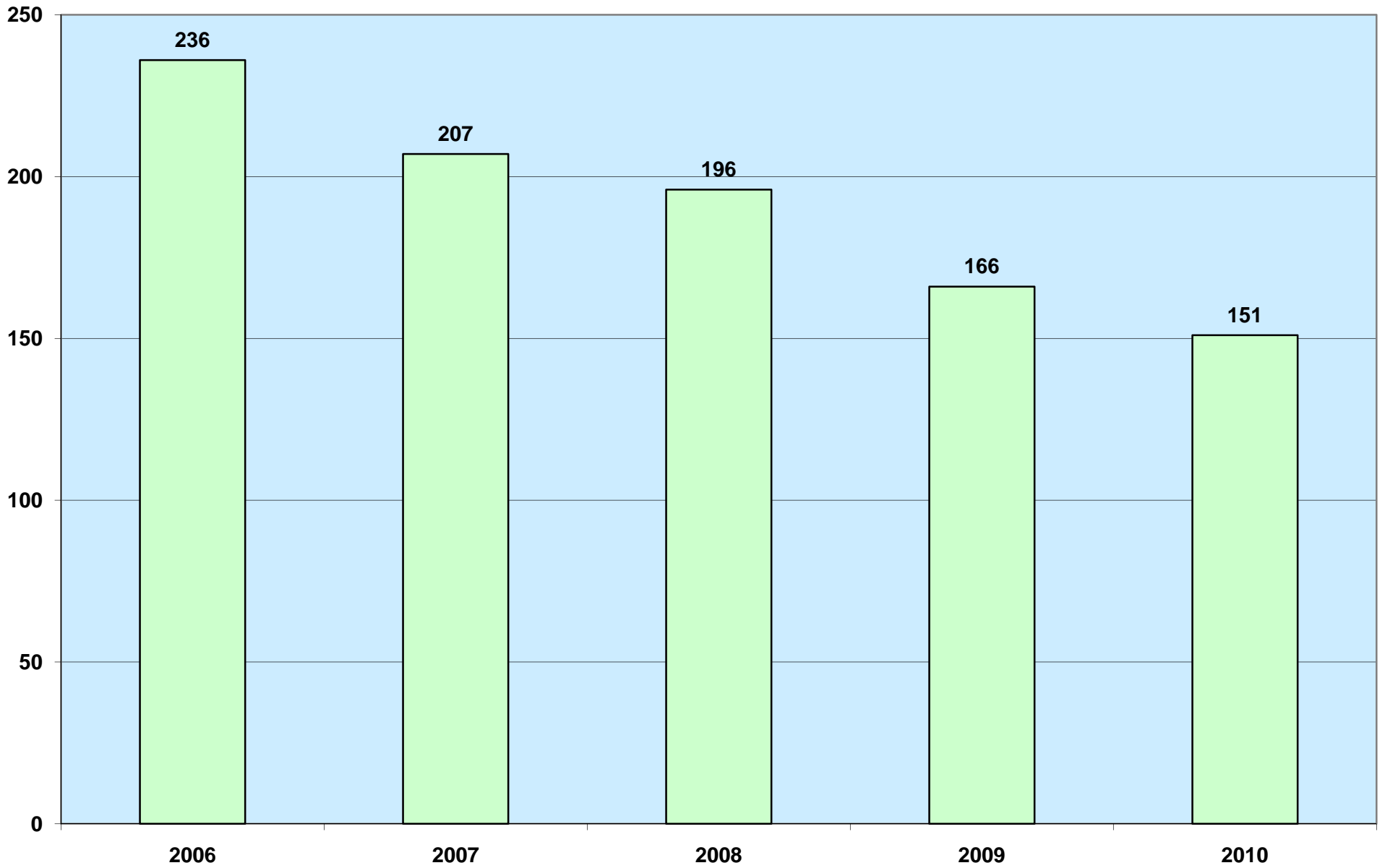
TOTALS

BUILDING SAFETY DIVISION
COMMUNITY DEVELOPMENT SERVICES
YEAR 2010 TOTALS

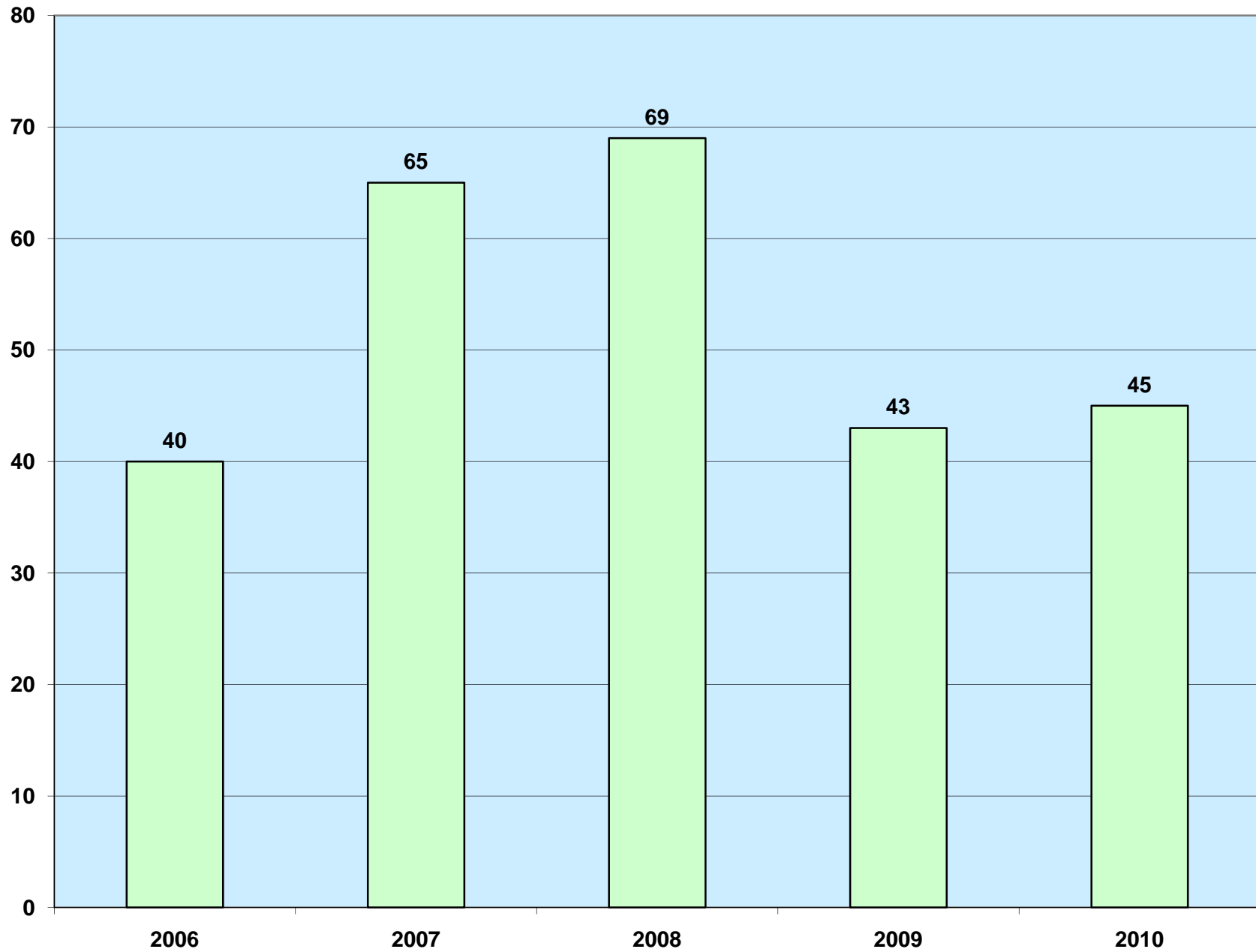
PERMITS, LICENSES, EXAMS		
Activity	Number Issued	Fees Collected
Building Permits	151	\$67,579.00
Plan Reviews	45	\$87,209.00
Utility Permits	168	\$13,125.00
Demolition Utility Permits	15	\$3,600.00
Sign Utility Permits	45	\$1,862.00
Plumbing Permits	364	\$34,364.00
HVAC Permits (Mech)	355	\$41,905.80
Electrical Permits	370	\$49,906.16
Temporary Certificates of Occupancy	9	\$655.00
Rental Registration (Includes Late Fees/Fines)	9,408	\$207,245.85
Certified Housing Contract	1	\$23,497.50
Total Inspections for Year 2010	2,424	
Gordon ----	99	
Clay -----	0	
Corey -----	825	
Steve -----	566	
Tim -----	921	
Stephen ---	8	
Miscellaneous --	5	
Elect License-Renew	76	\$10,925.00
Elect Non-Urbana Transferred License	43	\$6,450.00
Miscellaneous Fees-Vacant Struc/PMCBA	8	\$1,200.00
TOTAL PERMIT FEES-2010		\$299,550.96
TOTAL NUMBER OF PERMITS-2010	1,513	
TOTAL TEMPORARY C OF O'S/FEES	9	\$655.00
TOTAL INSPECTIONS	2,424	
TOTAL RENTAL REGISTRATION (Includes Late Fees/Fines)	9,408	\$207,245.85
TOTAL CERTIFIED HOUSING CONTRACT	1	\$23,497.50
TOTAL ELECT RENEWALS/TRANSFERS	119	\$17,375.00
TOTAL MISCELLANEOUS FEES	8	\$1,200.00
GRAND TOTAL AMOUNT-YEAR 2010		\$549,524.31

PERMIT TOTALS FOR YEAR 2010													
	JAN	FEB	MARCH	APRIL	MAY	JUNE	JULY	AUG	SEPT	OCT	NOV	DEC	YEAR TO DATE
BUILDING PERMITS	8	4	15	19	11	15	17	13	16	12	17	4	151
UTILITY PERMITS	3	4	18	14	20	16	36	15	16	14	9	3	168
DEMOLITION PERMITS	0	0	1	0	1	1	2	0	0	8	1	1	15
SIGN PERMITS	2	3	4	2	5	5	4	3	9	4	4	0	45
PLUMBING PERMITS	29	26	31	38	27	29	34	31	33	28	31	27	364
MECHANICAL PERMITS	23	17	22	26	21	49	29	32	26	50	35	25	355
ELECTRICAL PERMITS	25	20	23	34	24	48	30	47	26	27	29	37	370
YEAR PERMIT TOTALS ONLY	90	74	114	133	109	163	152	141	126	143	126	97	1,468
PLAN REVIEWS	6	2	3	3	1	5	6	1	4	4	5	5	45
TEMP C OF O'S	1	0	2	0	0	0	0	3	0	1	2	0	9
ELECTRICAL LICENSE RENEWALS	0	0	0	1	0	29	40	6	0	0	0	0	76
ELECT NON-URBANA TRANSFERRED LICENSE	9	5	6	4	1	2	3	3	2	4	2	2	43
ELECTRICAL LICENSE TOTALS	9	5	6	5	1	31	43	9	2	4	2	2	119
MISCELLANEOUS-VACANT STRUC/PMCBA			1	1	2		1	2				1	8
RENTAL REGISTRATION (Includes Late Fees & Fines)	0	0	0	0	0	0	0	0	0	0	0	9,408	9,408
CERTIFIED HOUSING CONTRACT	0	0	0	0	1	0	0	1	0	0	0	0	2
YEAR TOTALS FOR THE MONTH-only includes group totals	106	81	125	141	111	199	201	154	132	152	135	104	1,641
INSPECTION TOTALS	150	154	219	202	195	217	230	274	215	225	196	147	2,424

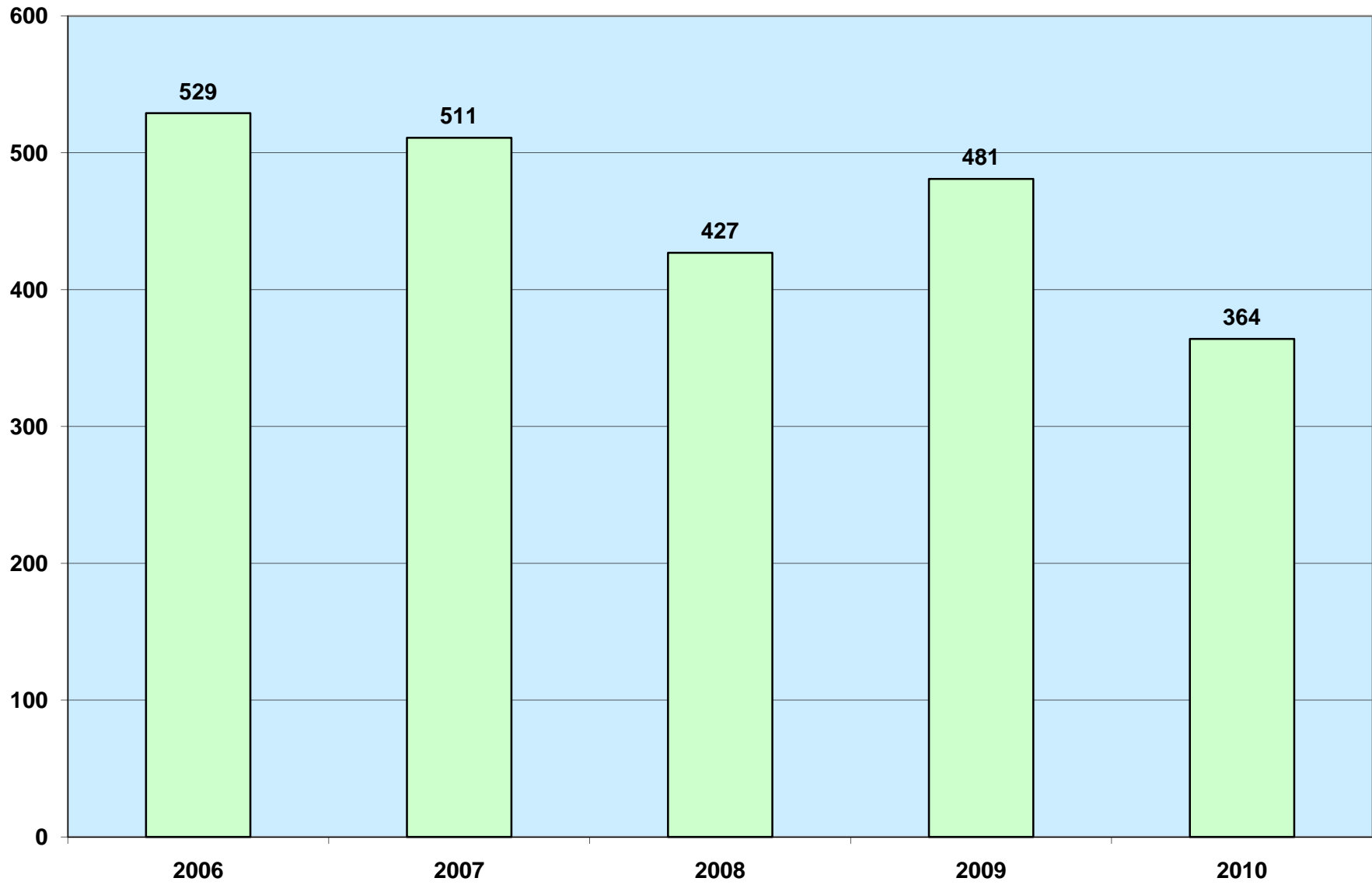
TOTAL NUMBER OF BUILDING PERMITS
2006-2010



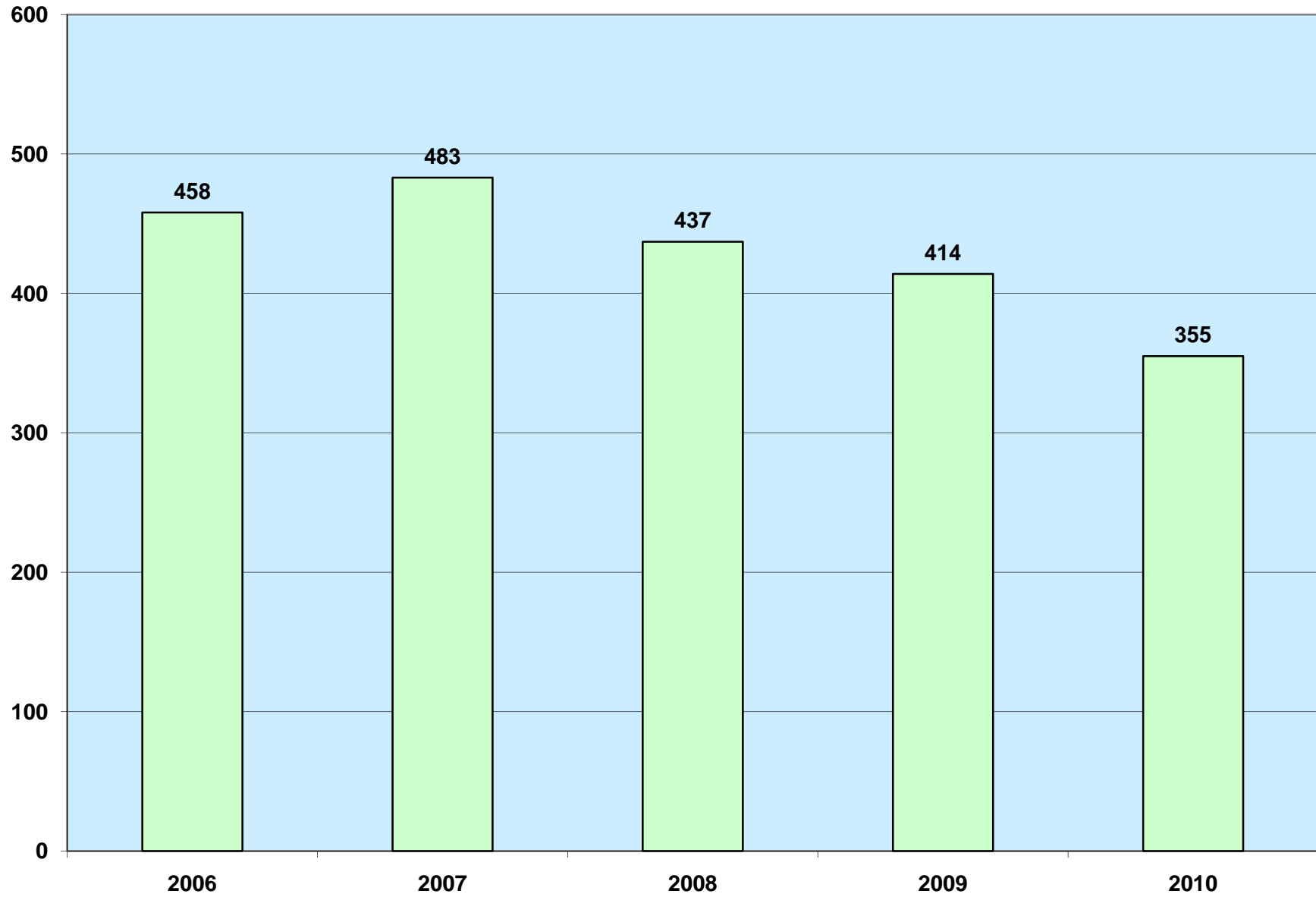
TOTAL NUMBER OF PLAN REVIEWS 2006 - 2010



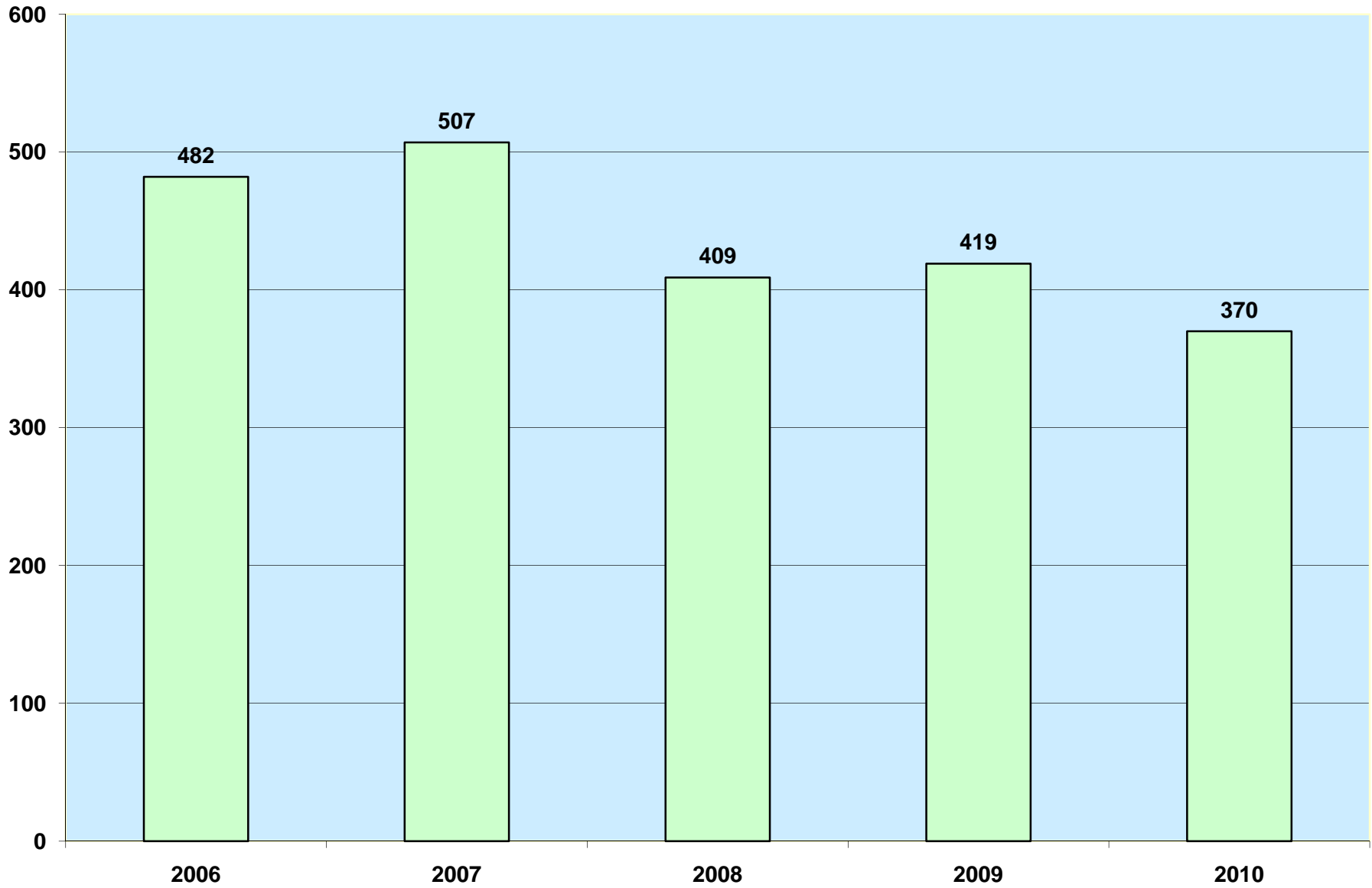
TOTAL NUMBER OF PLUMBING PERMITS
2006 - 2010



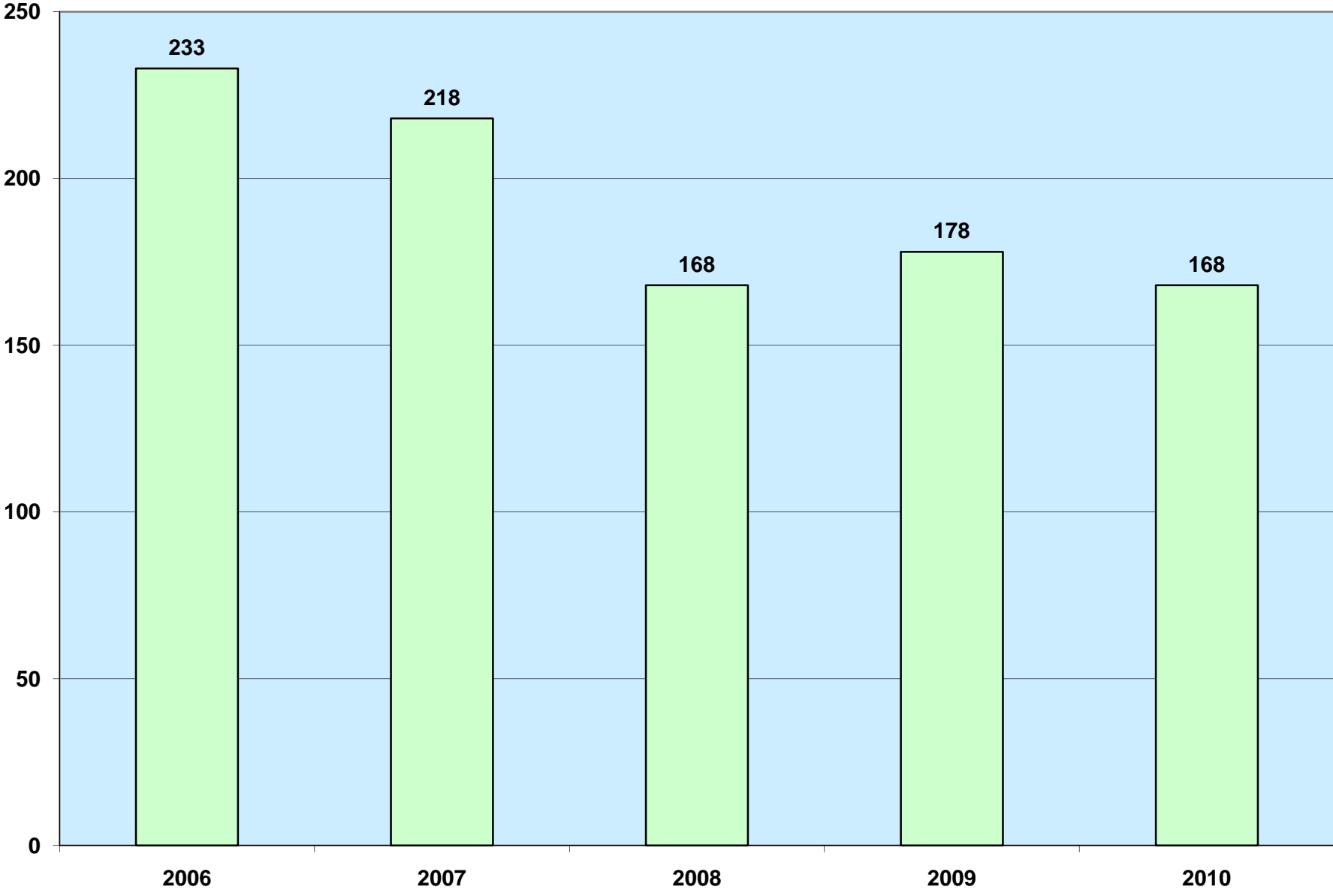
TOTAL NUMBER OF MECHANICAL PERMITS
2006 - 2010



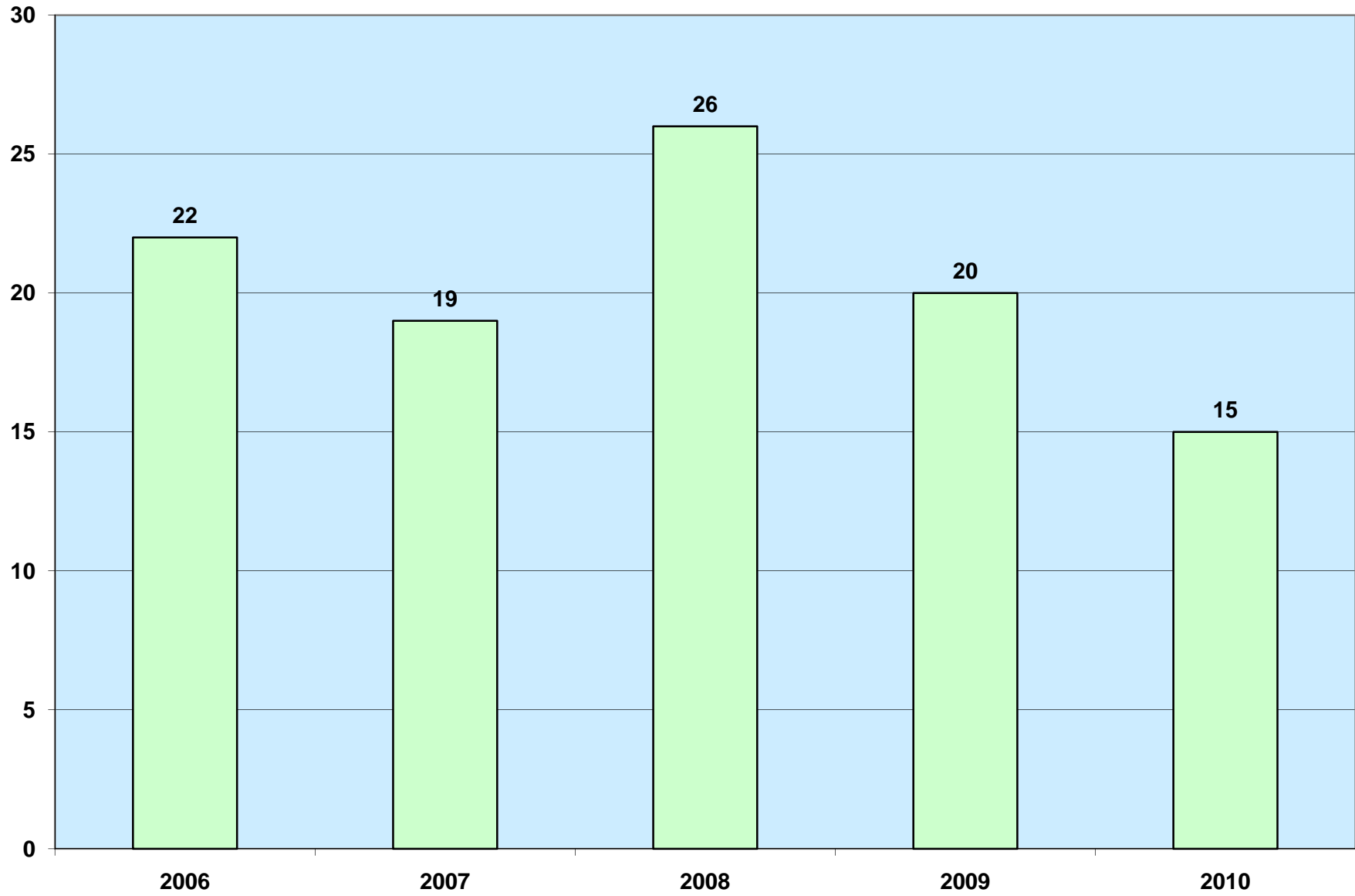
TOTAL NUMBER OF ELECTRICAL PERMITS
2006 - 2010



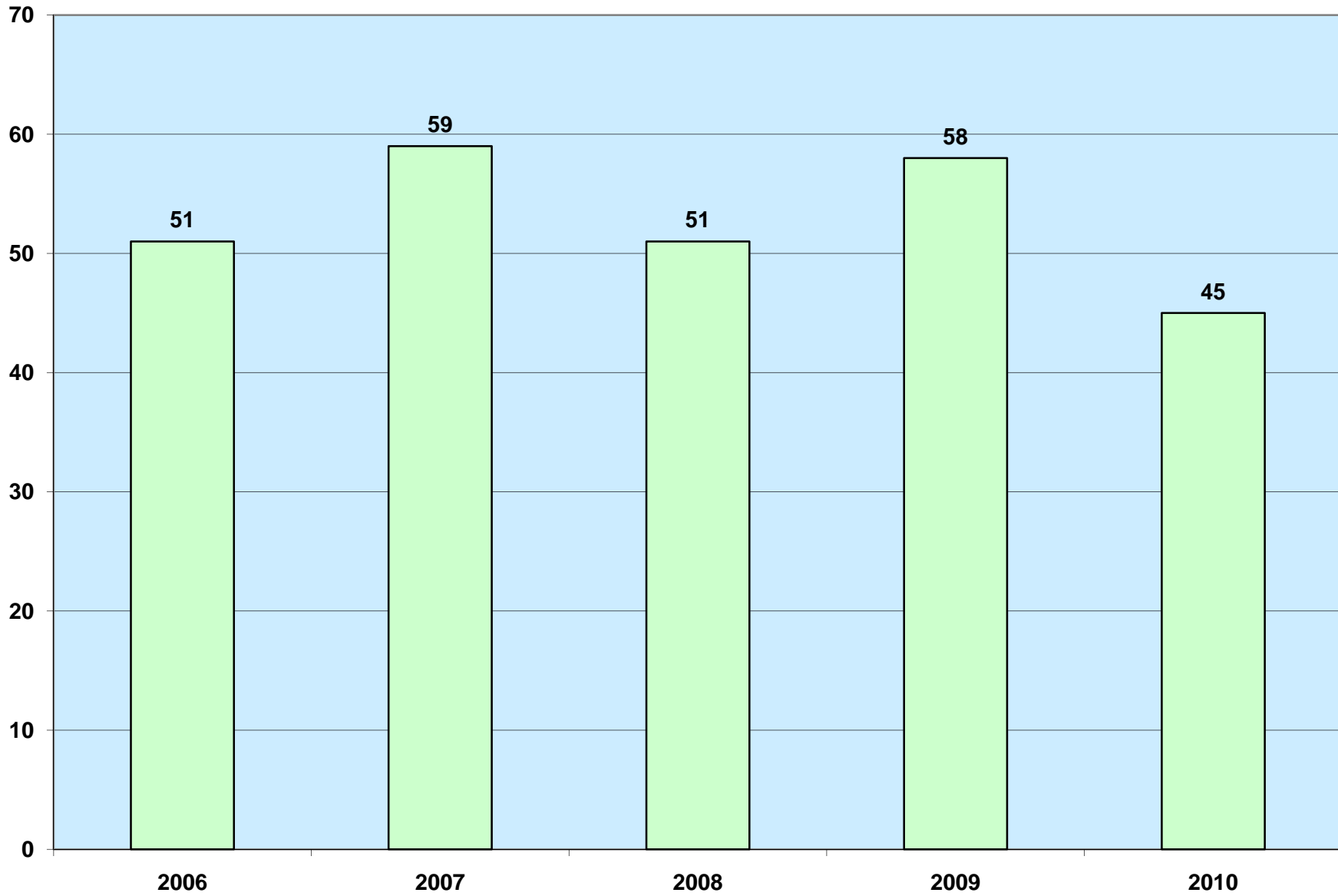
TOTAL NUMBER OF UTILITY PERMITS
2006 - 2010



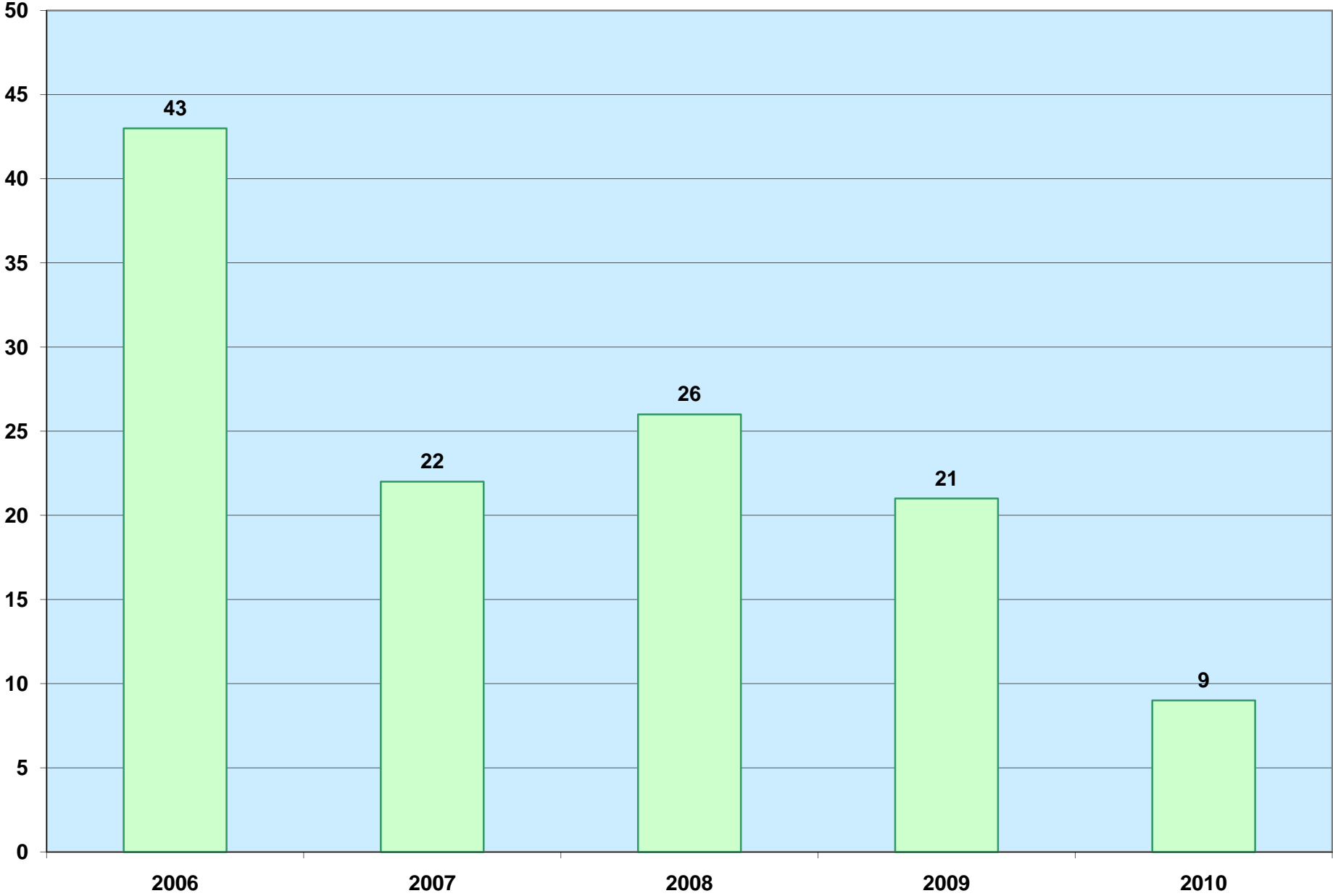
TOTAL NUMBER OF DEMOLITION PERMITS
2006 - 2010



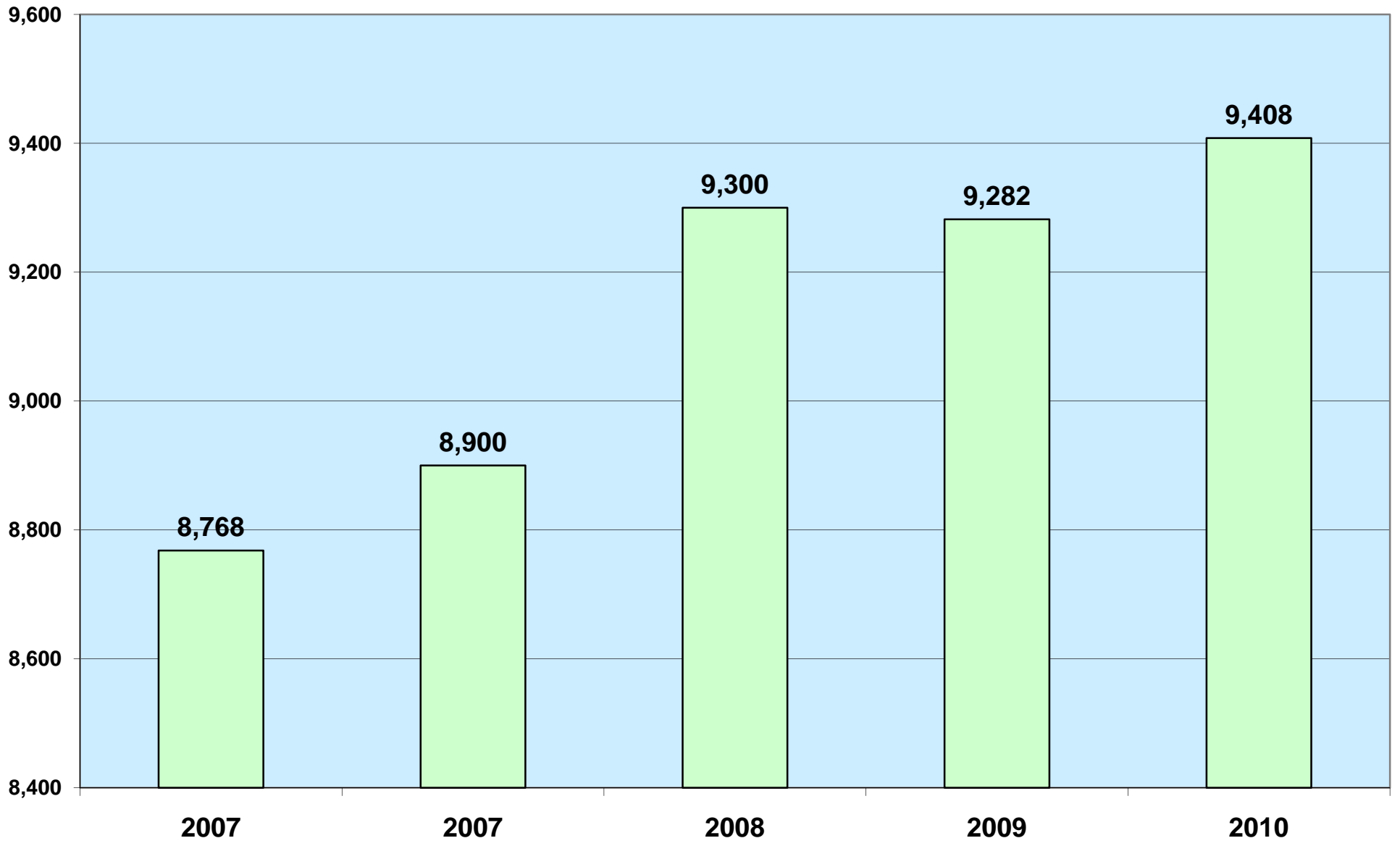
TOTAL NUMBER OF SIGN PERMITS
2006 - 2010



**TOTAL NUMBER FOR TEMPORARY CERTIFICATES OF OCCUPANCY
2006-2010**



**RENTAL REGISTRATION (#UNITS/BLDGS)
2007 - 2010**



2010

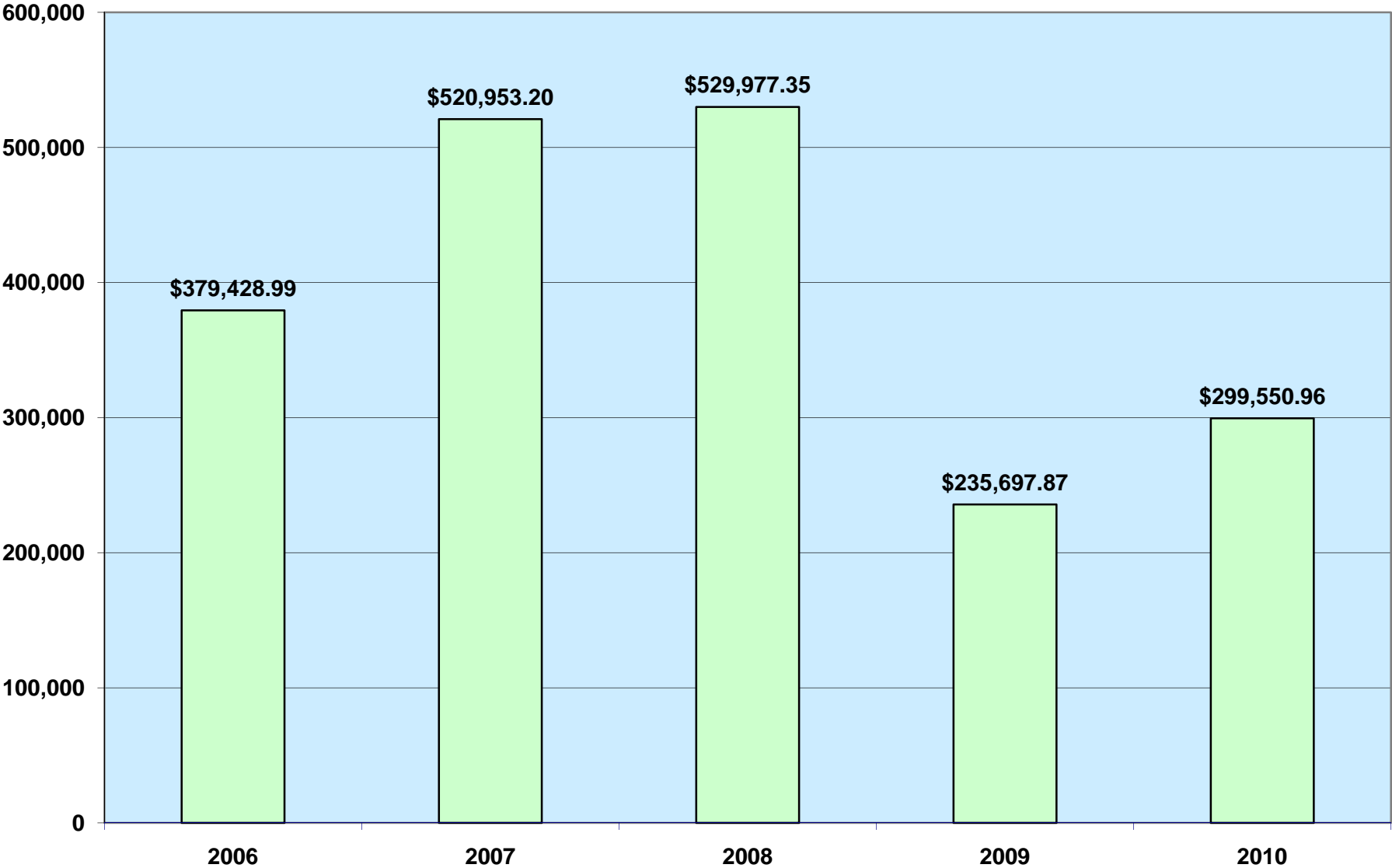
FEE

TOTALS

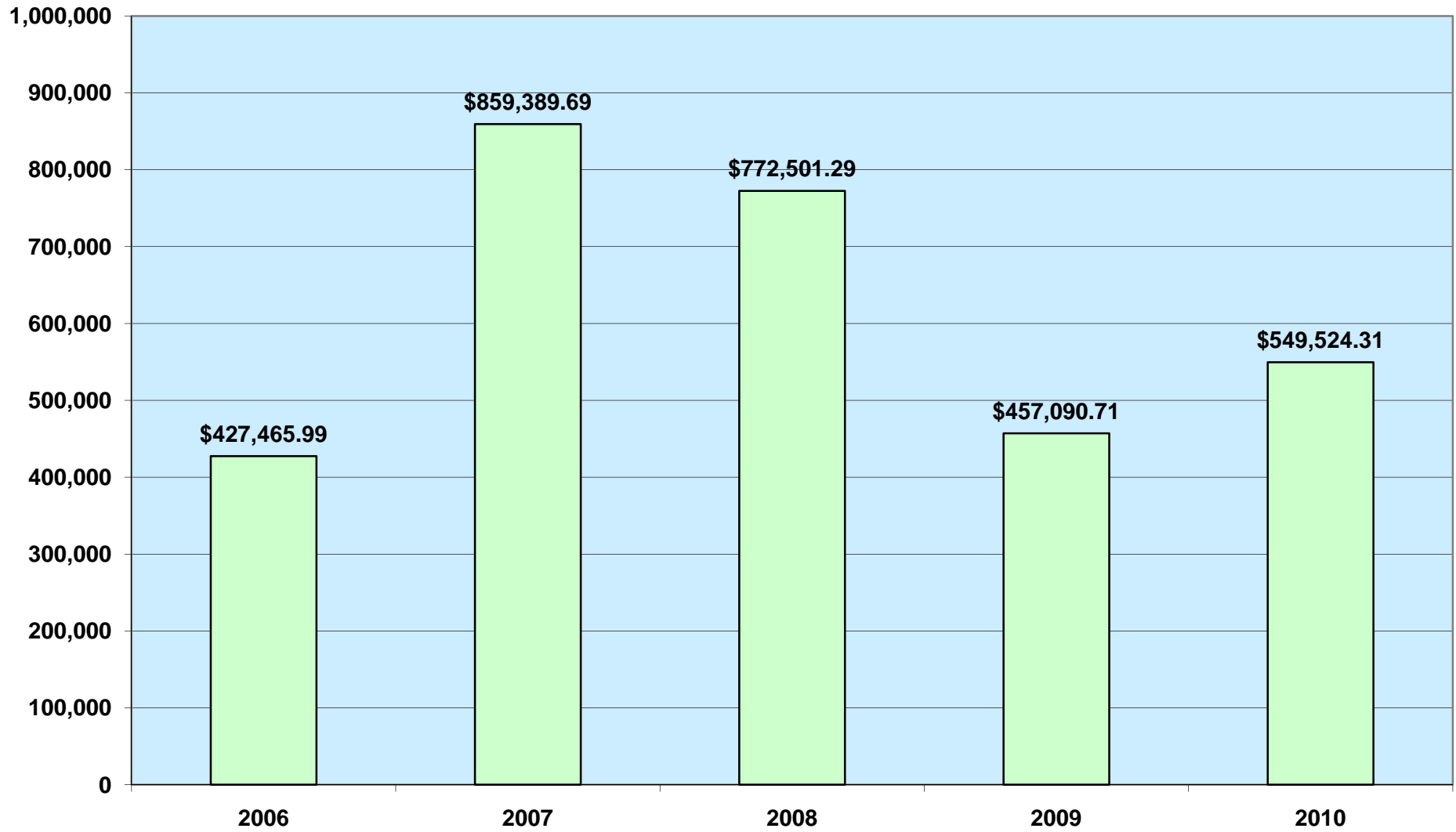
FEE TOTALS FOR YEAR 2010

	JAN	FEB	MARCH	APRIL	MAY	JUNE	JULY	AUG	SEPT	OCT	NOV	DEC	YEAR TO DATE
BUILDING PERMITS	\$2,277.00	\$2,353.00	\$2,953.00	\$3,225.00	\$1,370.00	\$1,196.00	\$5,948.00	\$4,114.00	\$9,136.00	\$7,441.00	\$27,222.00	\$344.00	\$67,579.00
UTILITY PERMITS	\$150.00	\$175.00	\$934.00	\$800.00	\$856.00	\$1,121.00	\$5,720.00	\$832.00	\$701.00	\$720.00	\$786.00	\$330.00	\$13,125.00
DEMOLITION PERMITS	\$0.00	\$0.00	\$0.00	\$0.00	\$150.00	\$150.00	\$150.00	\$0.00	\$0.00	\$1,200.00	\$150.00	\$1,800.00	\$3,600.00
SIGN PERMITS	\$97.00	\$175.00	\$175.00	\$50.00	\$125.00	\$218.00	\$200.00	\$85.00	\$476.00	\$100.00	\$161.00	\$0.00	\$1,862.00
PLUMBING PERMITS	\$1,808.00	\$2,180.00	\$3,180.00	\$2,368.00	\$2,632.00	\$4,084.00	\$3,132.00	\$4,102.00	\$2,680.00	\$2,040.00	\$2,628.00	\$3,530.00	\$34,364.00
HVAC PERMIT (MECH)	\$1,905.00	\$2,448.67	\$1,744.00	\$4,339.00	\$1,660.00	\$5,062.35	\$3,322.00	\$2,335.00	\$5,400.78	\$4,159.75	\$7,298.00	\$2,231.25	\$41,905.80
ELECTRICAL PERMITS	\$1,940.00	\$1,916.00	\$2,084.00	\$3,680.00	\$2,620.00	\$3,609.00	\$2,576.00	\$4,294.75	\$9,192.75	\$2,658.60	\$2,412.56	\$12,922.50	\$49,906.16
YEAR FEE TOTALS ONLY	\$8,177.00	\$9,247.67	\$11,070.00	\$14,462.00	\$9,413.00	\$15,440.35	\$21,048.00	\$15,762.75	\$27,586.53	\$18,319.35	\$40,657.56	\$21,157.75	\$212,341.96
PLAN REVIEWS	\$1,580.00	\$1,135.00	\$2,255.00	\$1,341.00	\$375.00	\$708.00	\$4,772.00	\$5,100.00	\$11,345.00	\$2,376.00	\$28,111.00	\$28,111.00	\$87,209.00
TEMPORARY C OF O'S	\$125.00	\$0.00	\$50.00	\$0.00	\$0.00	\$0.00	\$0.00	\$195.00	\$0.00	\$50.00	\$235.00	\$0.00	\$655.00
ELECTRICAL LICENSE-RENEW	\$0.00	\$0.00	\$0.00	\$125.00	\$0.00	\$4,350.00	\$5,400.00	\$1,050.00	\$0.00	\$0.00	\$0.00	\$0.00	\$10,925.00
ELECTRICAL NON-URBANA TRANSFERRED LICENSE	\$1,350.00	\$750.00	\$900.00	\$600.00	\$150.00	\$300.00	\$450.00	\$450.00	\$300.00	\$600.00	\$300.00	\$300.00	\$6,450.00
ELECTRICAL LICENSE FEE TOTALS	\$1,350.00	\$750.00	\$900.00	\$725.00	\$150.00	\$4,650.00	\$5,850.00	\$1,500.00	\$300.00	\$600.00	\$300.00	\$300.00	\$17,375.00
MISCELLANEOUS FEES-VACANT STRUC/PMCBA			\$150.00	\$150.00	\$300.00		\$150.00	\$300.00				\$150.00	\$1,200.00
RENTAL REGISTRATION	\$0.00	\$0.00	\$0.00	\$0.00	\$0.00	\$0.00	\$0.00	\$0.00	\$0.00	\$0.00	\$0.00	\$207,245.85	\$207,245.85
CERTIFIED HOUSING CONTRACT	\$0.00	\$0.00	\$0.00	\$0.00	\$11,317.50	\$0.00	\$0.00	\$0.00	\$12,180.00	\$0.00	\$0.00	\$0.00	\$23,497.50
YEAR TOTALS FOR THE MONTH-only includes group totals	\$11,232.00	\$11,132.67	\$14,275.00	\$16,528.00	\$9,938.00	\$20,798.35	\$31,670.00	\$22,557.75	\$39,231.53	\$21,345.35	\$69,303.56	\$49,568.75	\$317,580.96
								GRAND TOTAL of Bldg, Pln Rvw, Temp CofO, Elect, Rental Reg, Cert Hsg, Miscellaneous				\$549,524.31	

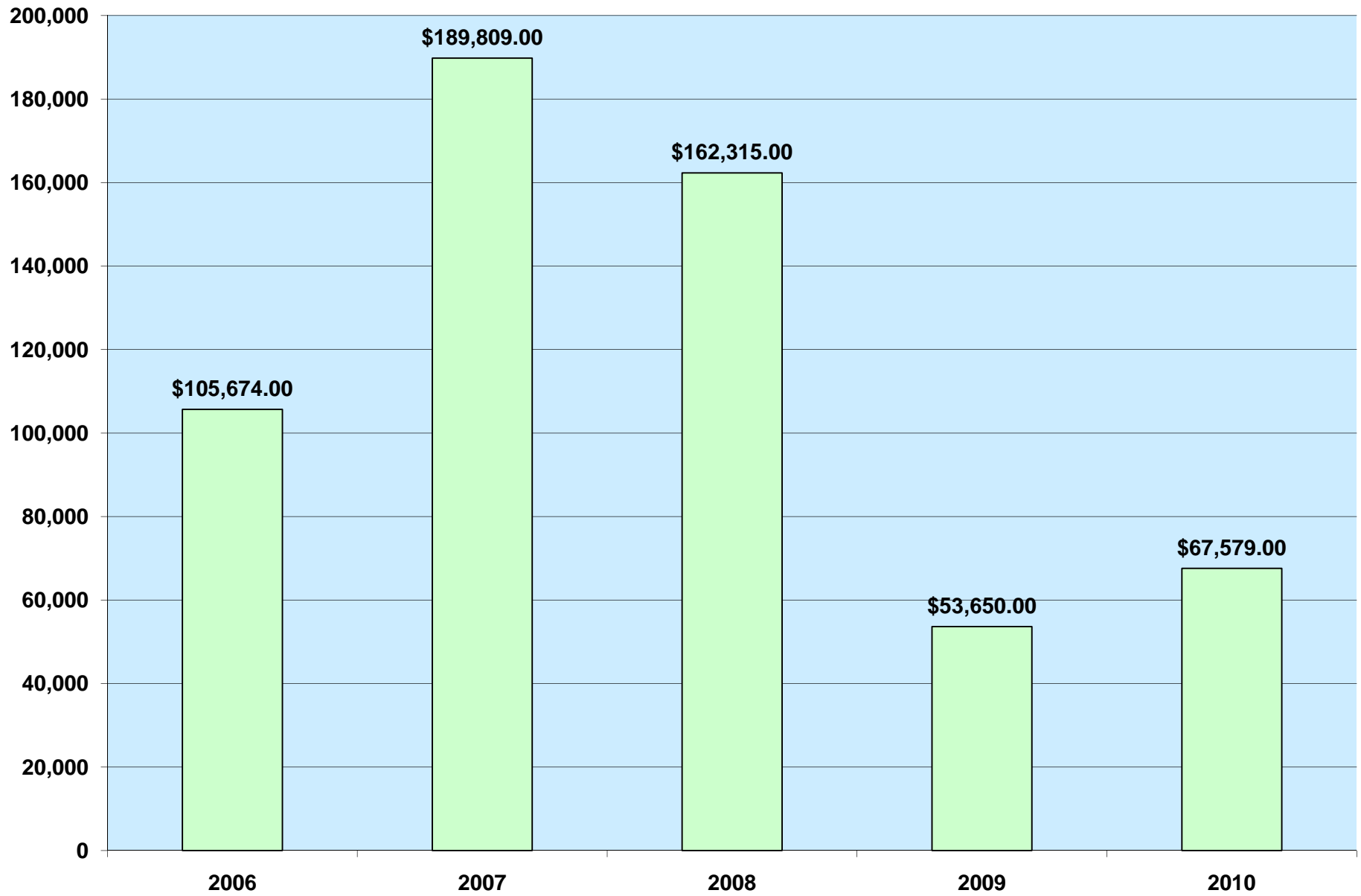
**TOTAL PERMIT REVENUE
2006-2010**



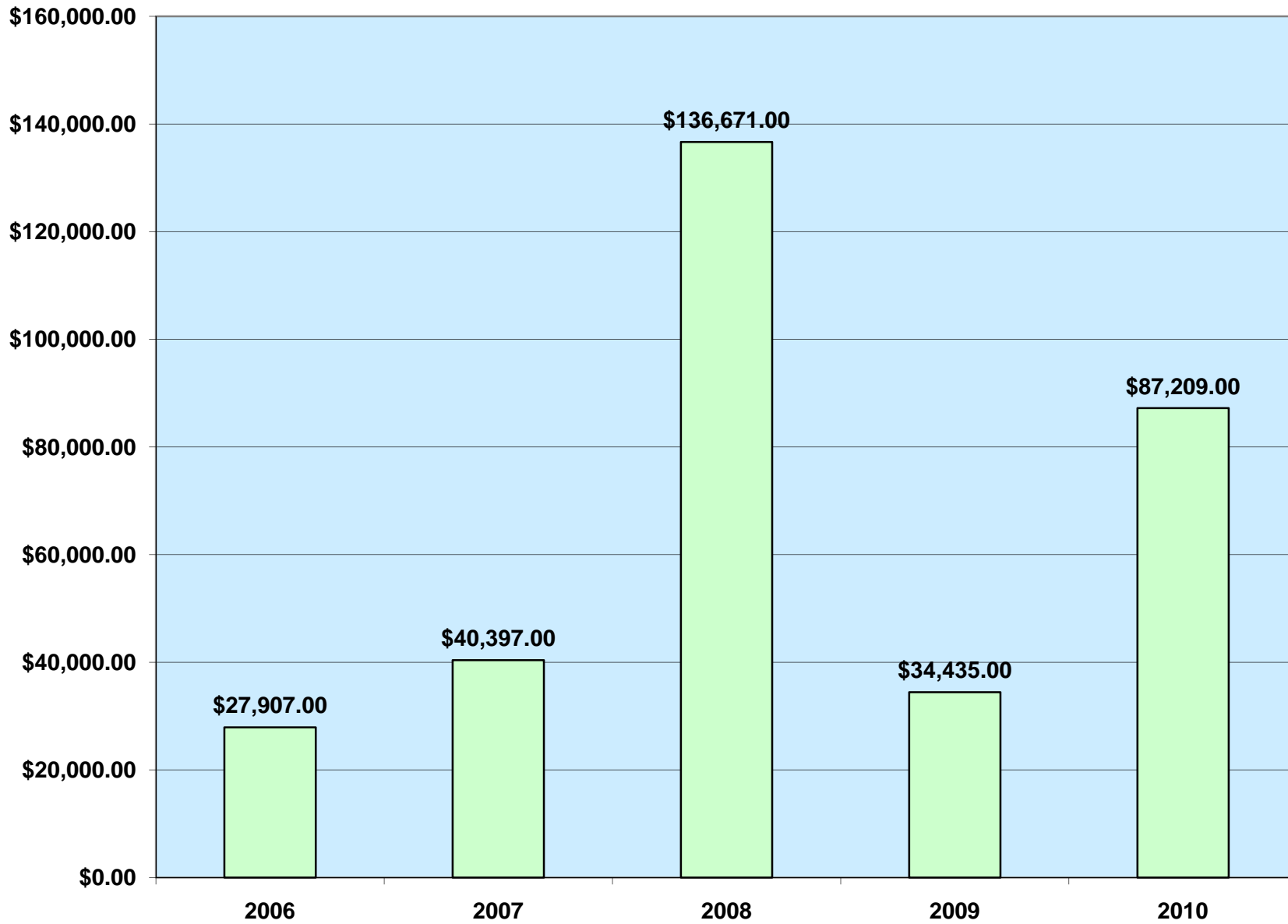
**TOTAL BUILDING SAFETY REVENUE
(FEES+CERTIFIED HOUSING+TEMPORARY C OF O'S+RENTAL
REGISTRATION+MISCELLANEOUS FEES)
2006-2010**



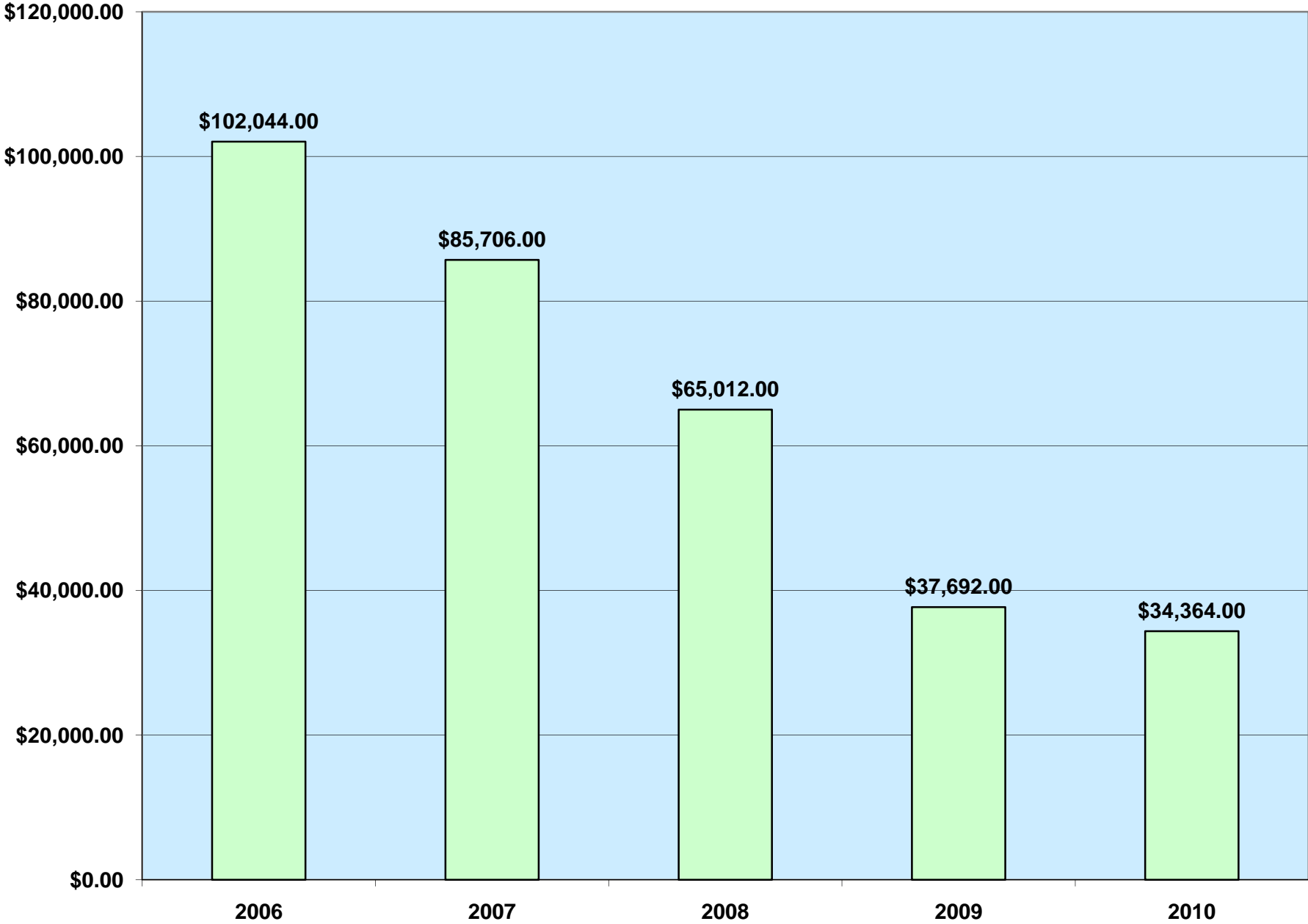
TOTAL REVENUE FOR BUILDING PERMITS 2006-2010



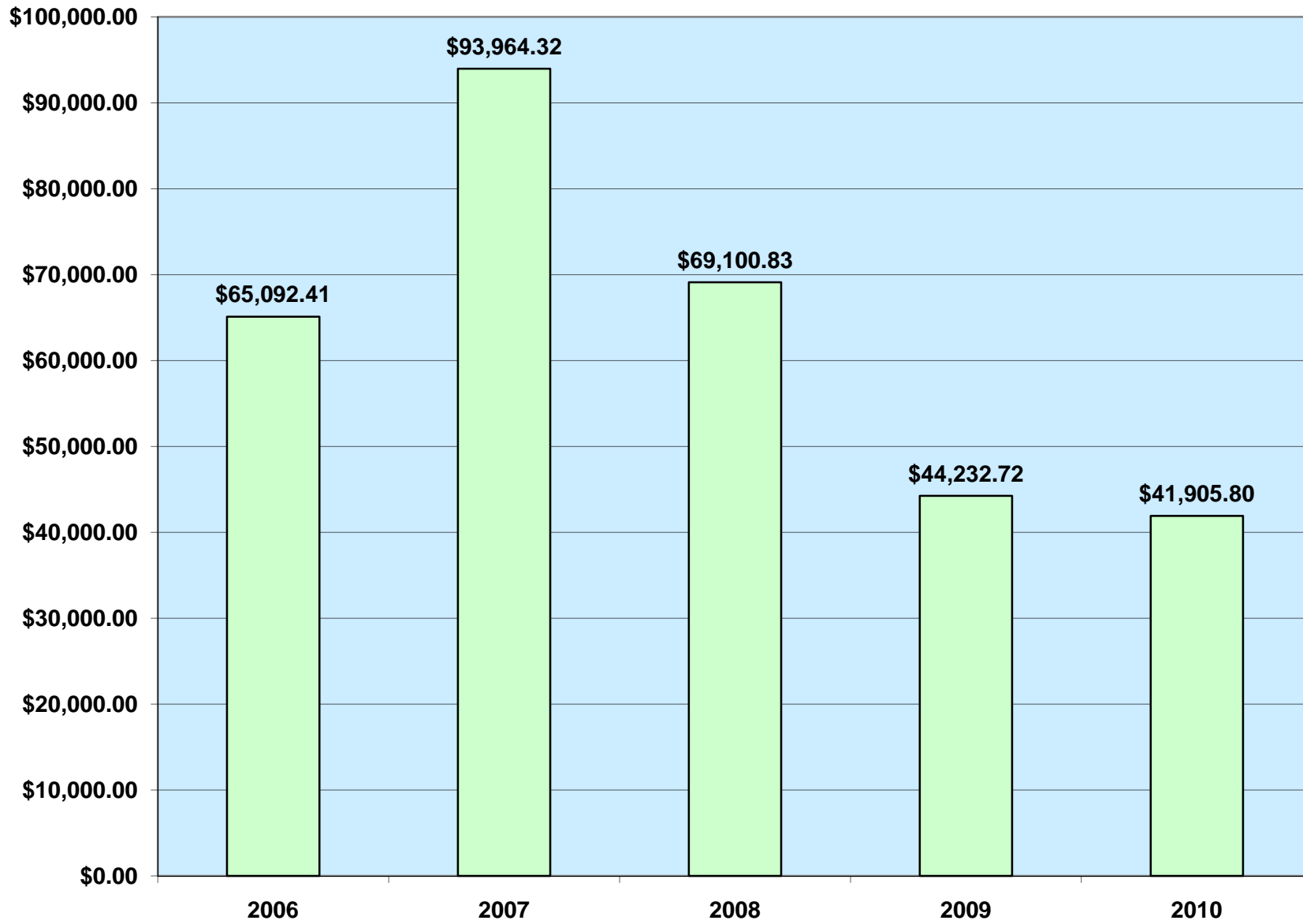
TOTAL REVENUE FOR PLAN REVIEWS 2006-2010



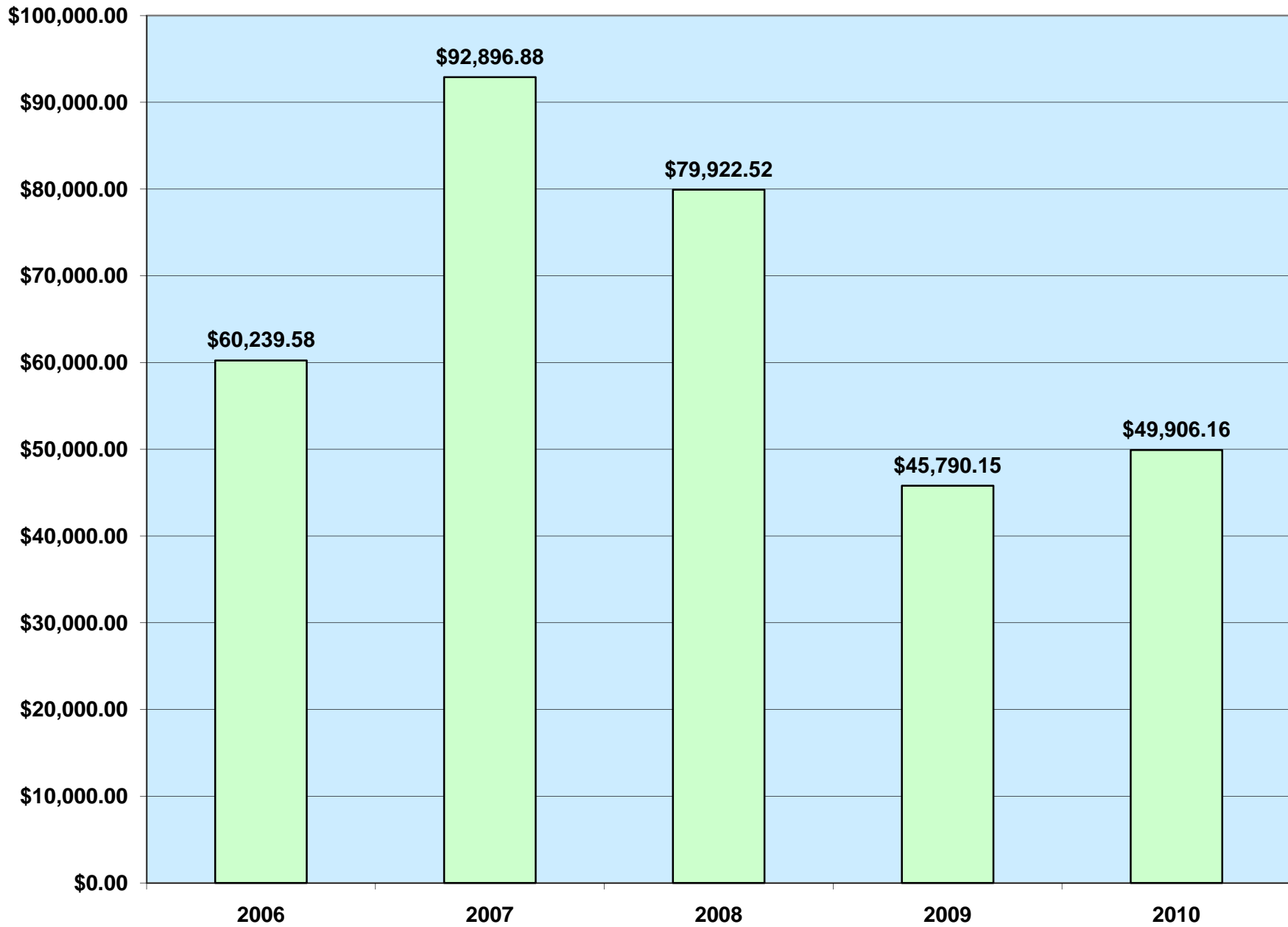
**TOTAL REVENUE FOR PLUMBING PERMITS
2006 - 2010**



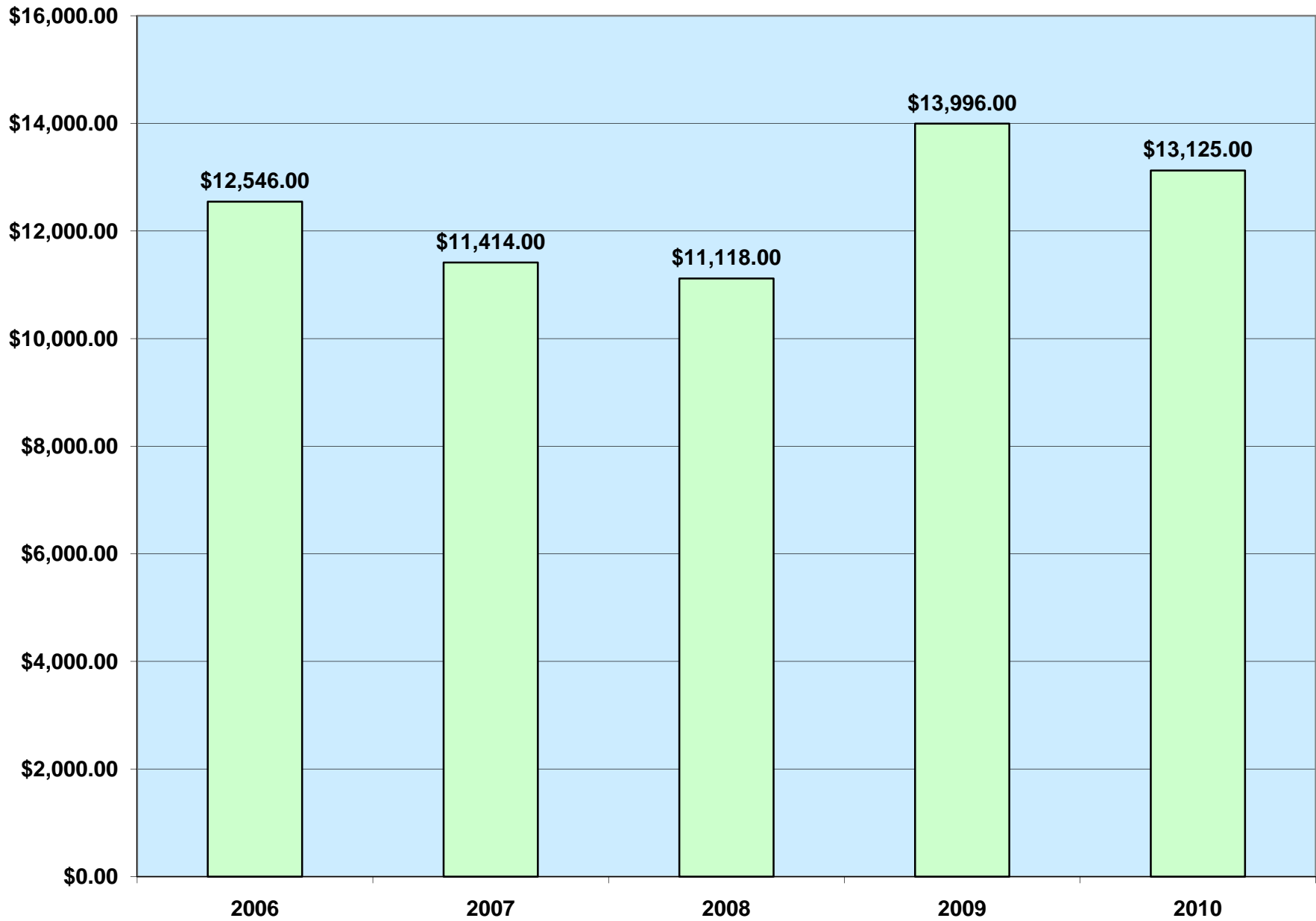
TOTAL REVENUE FOR MECHANICAL PERMITS 2006 - 2010



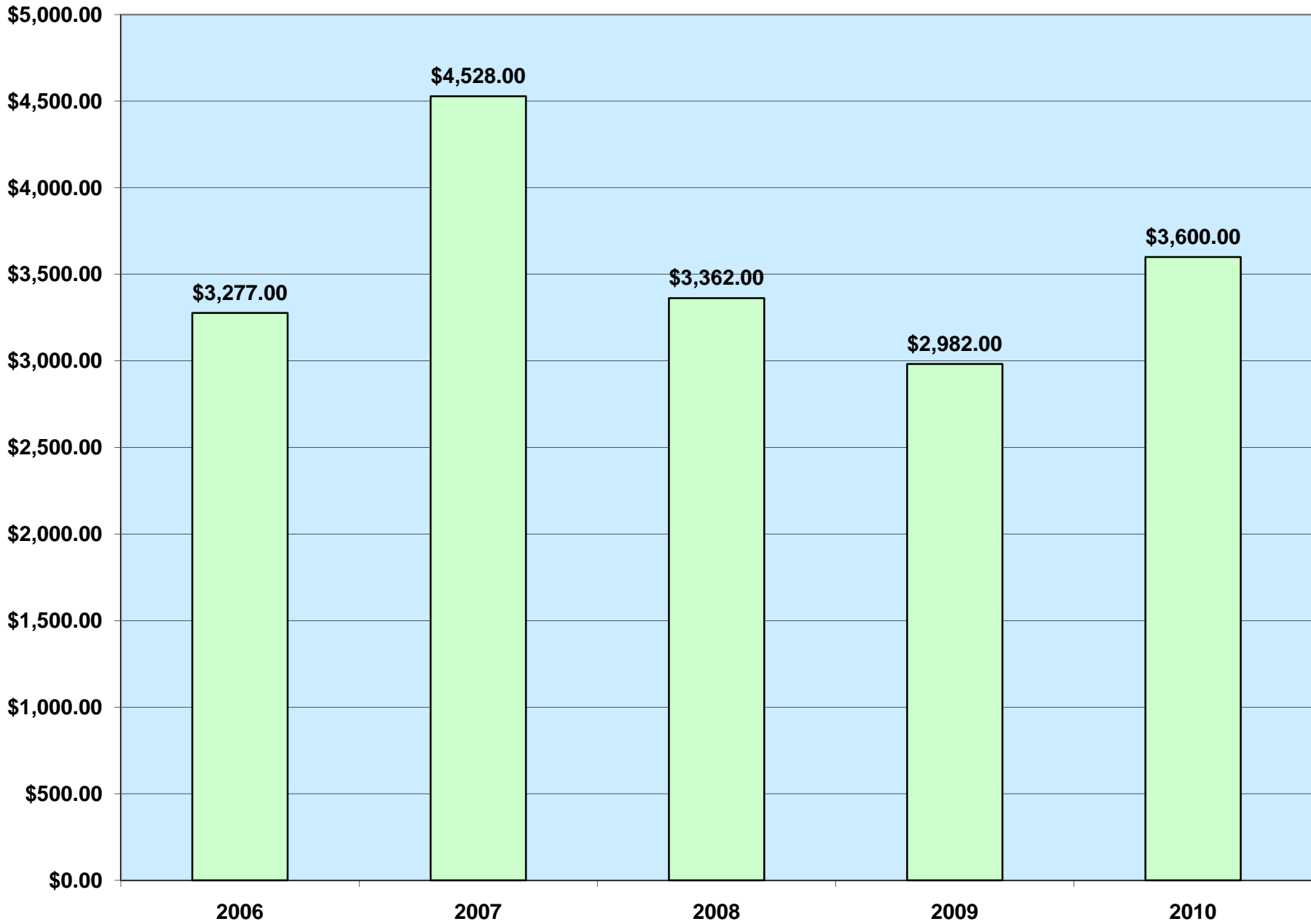
TOTAL REVENUE FOR ELECTRICAL PERMITS 2006 - 2010



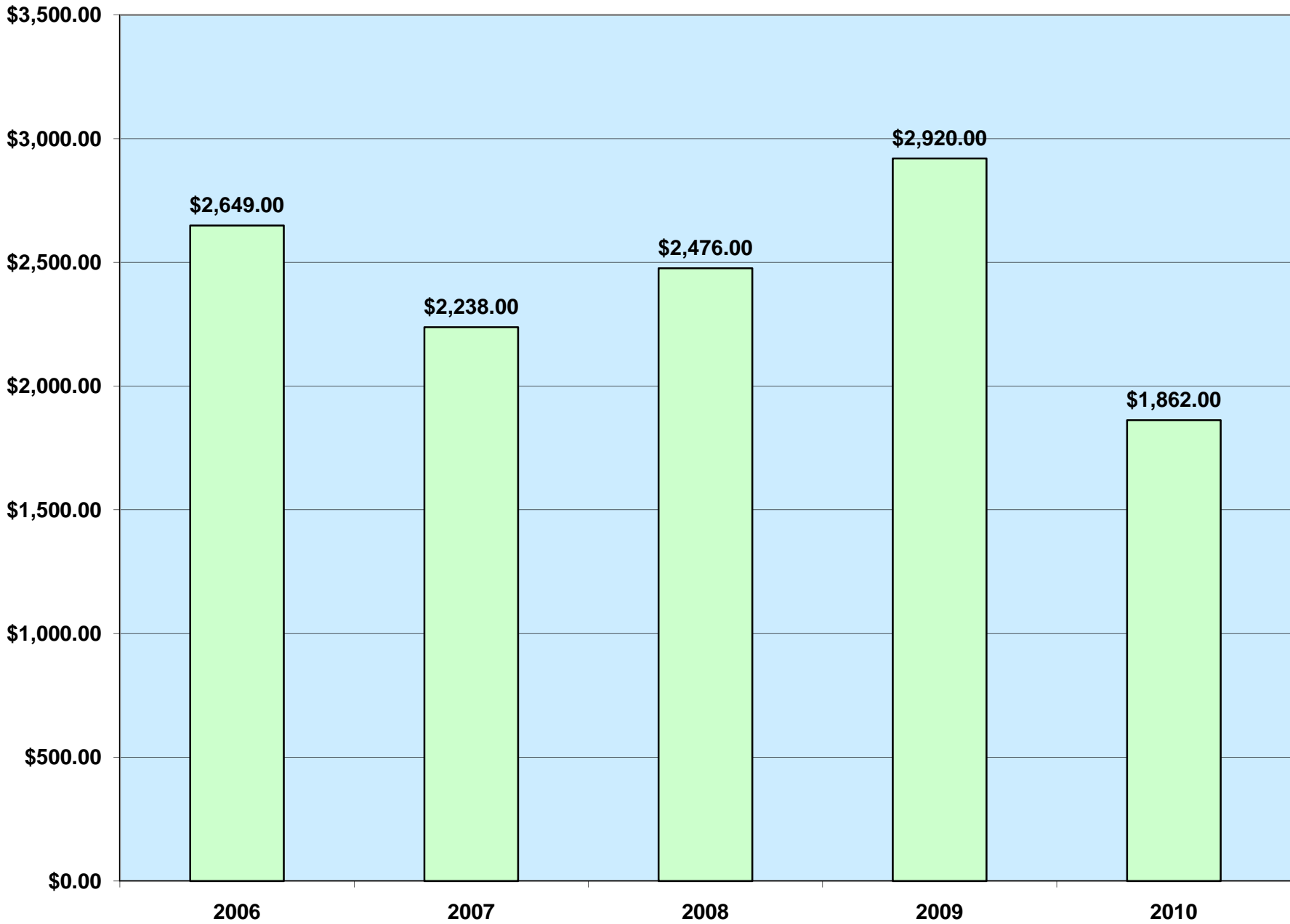
TOTAL REVENUE FOR UTILITY PERMITS 2006 - 2010



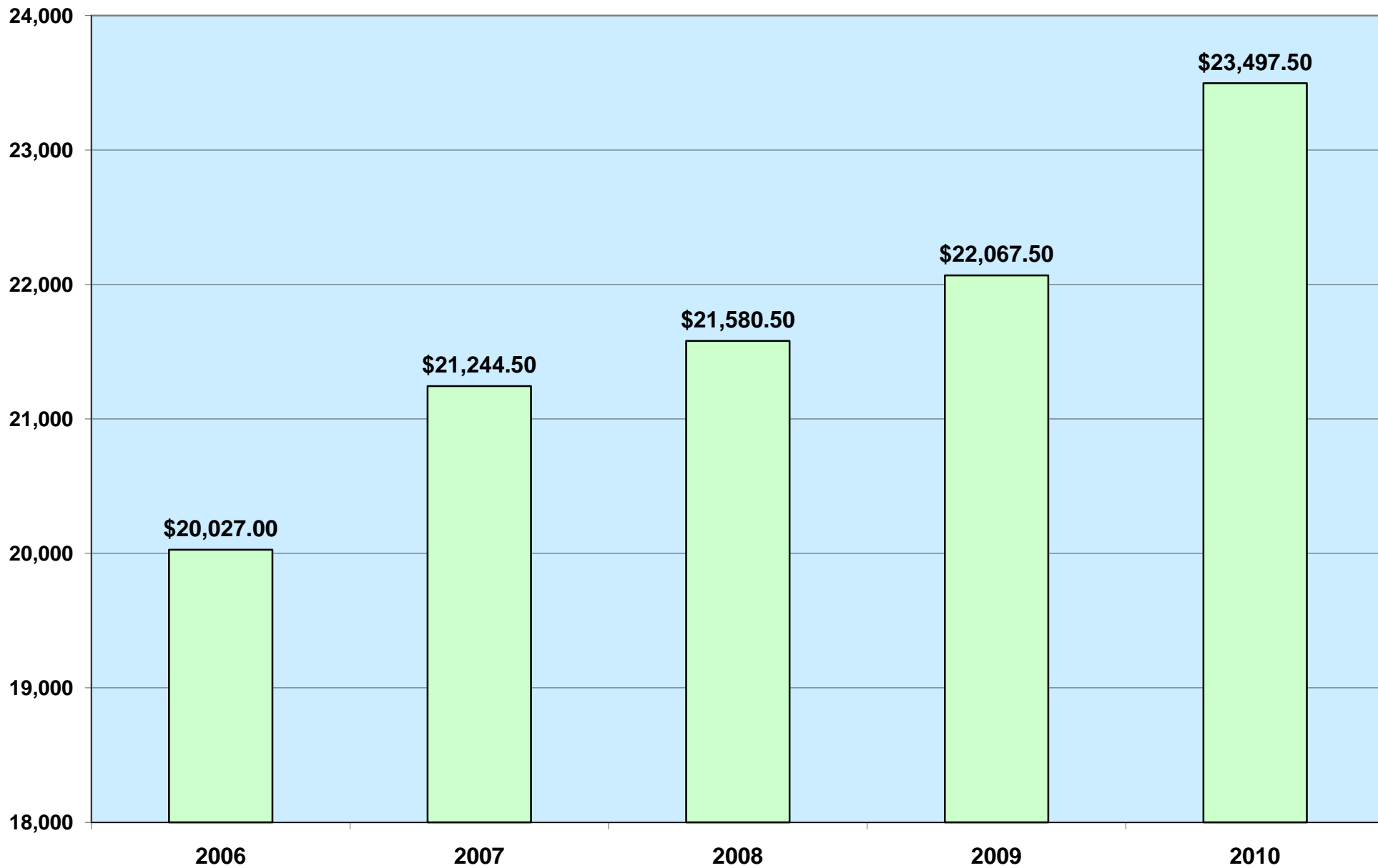
**TOTAL REVENUE FOR DEMOLITION PERMITS
2006 - 2010**



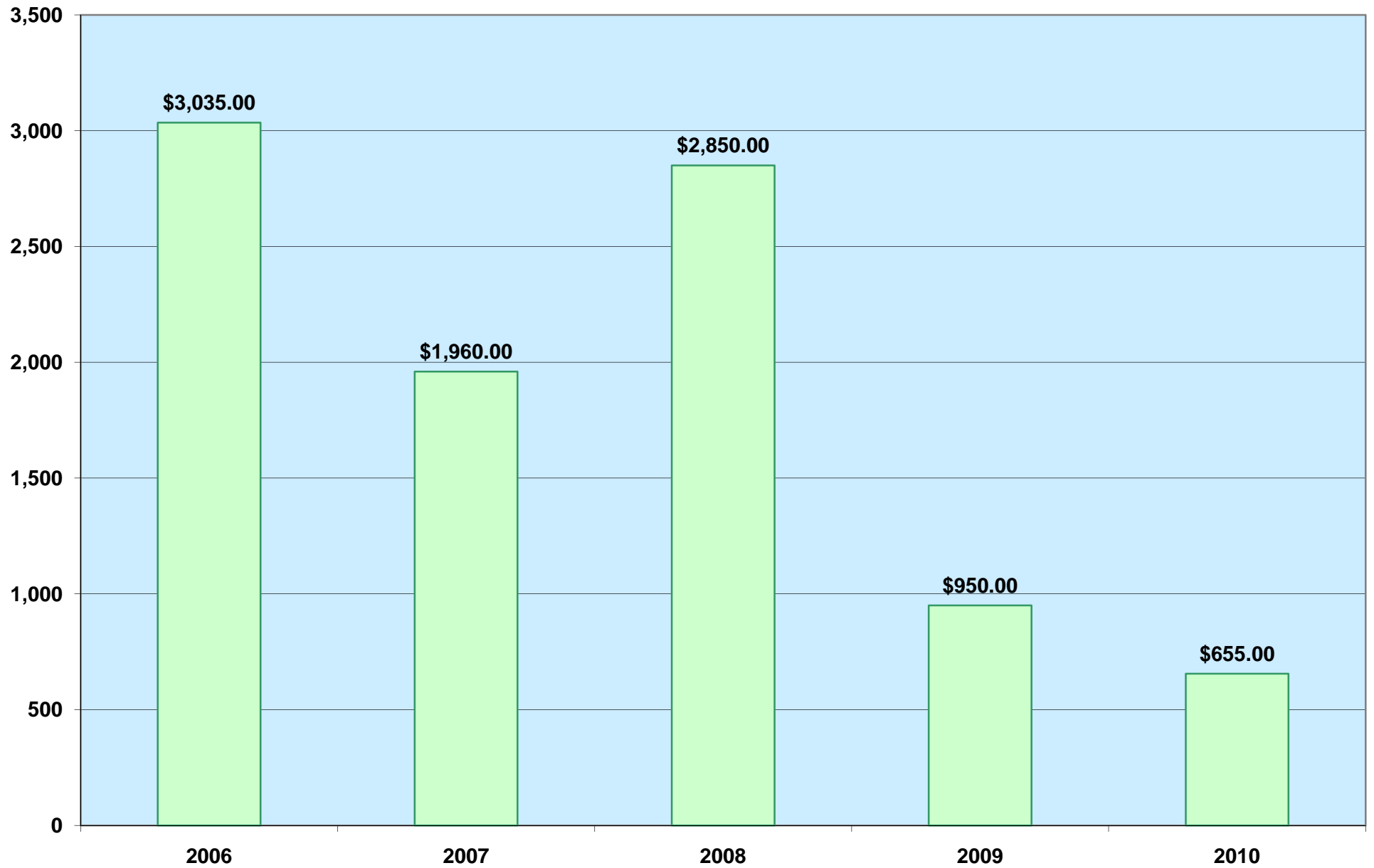
TOTAL REVENUE FOR SIGN PERMITS 2006 - 2010



TOTAL REVENUE FOR CERTIFIED HOUSING CONTRACTS 2006-2010



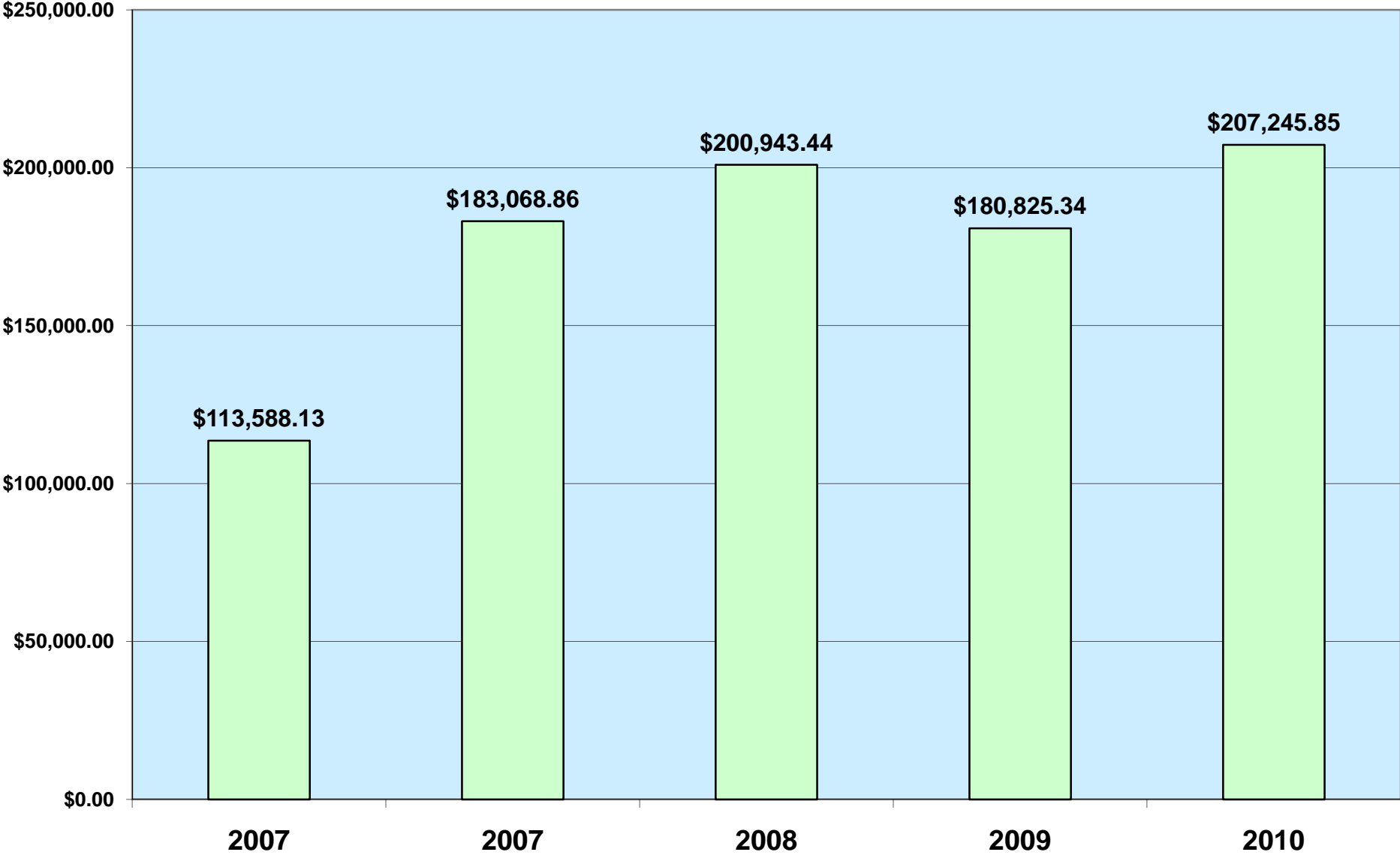
TOTAL REVENUE FOR TEMPORARY CERTIFICATES OF OCCUPANCY 2006-2010



TOTAL REVENUE FOR RENTAL REGISTRATION

**Includes Late Fees/Fines

2007 -2010



2010

HOUSING

REPORTS



DEPT. OF COMMUNITY DEVELOPMENT SERVICES

Building Safety Division

M e m o r a n d u m

TO: Gordon R. Skinner, Building Safety Division Manager
Mari Anne Brocker, Director of Housing for Certified Housing

FROM: Clay R. Baier and Stephen Chrisman, Housing Inspectors

DATE: January 18, 2011

SUBJECT: 2010 Certified Housing Results

During this inspection cycle, there were 24 properties inspected. There were 66 significant violations discovered compared to 69 violations from the previous cycle.

The definition of a significant violation such as an exit light not illuminated on the checklist may have more than one location on a property but count as one significant violation.

To date, 17 of the 24 properties are protected with a sprinkler system.

The number of properties that did not have any violations remained at ten! They were:

Europa House	802 W. Oregon
Brown House	703 S. Cedar
Alpha Chi Omega	904 S. Lincoln
Delta Gamma	1207 W. Nevada
Alpha Gamma Delta	1106 S. Lincoln
Sigma Delta Tau	1104 W. Nevada
Kappa Delta	1204 S. Lincoln
Gamma Phi Beta	1110 W. Nevada
Nevada Hilton	801 W. Nevada
Alpha Delta Pi	1202 W. Nevada

There were 1,241 residents this year, a decrease of 89 residents from last year. Approximately 29 percent of the houses were cited for individual rooms exceeding the University of Illinois' housekeeping standards. This is up from 25 percent the previous year.

The following is a list of violations with the percentage of properties in which they were noted.

Type of Violation	2010	2009	2008
Misuse of extension cords	21%	33%	23%
Electrical problems (improper fuses, taps, etc.)	8%	16%	7%
Electrical panel with openings	4%	---	---
Worn electrical equipment/wiring/plugs	8%	---	23%
Missing or broken cover plates	8%	12%	7%
Ceiling tile missing/broken	4%	16%	7%
Holes in walls, ceilings, floors	25%	16%	11%
Exit lights (inoperable /damaged)	21%	25%	35%
Emergency lighting units, inoperable	21%	33%	31%
Windows lacking insect screens	---	8%	4%
Stairwell enclosure doors propped open or not positive latching	12%	16%	8%
Junk and debris	4%	---	4%
Electrical panel lacks clear access	---	---	4%
Exit access blocked or impeded	4%	21%	---
Fire extinguishers overdue for annual inspection	12%	4%	31%
Extinguisher has been discharged	---	---	---
Fire extinguisher missing	---	---	---
Plumbing problems	---	4%	4%
Poor housekeeping (individual rooms)	---	---	8%
Boiler certificate expired	---	8%	11%
Heat/smoke detector/alarm inoperable	33%	12%	27%
Panic hardware broken	---	---	---
Flammable liquids not in approved safety containers	---	---	11%
General Maintenance	4%	16%	19%
Kitchen not sanitary	4%	---	---
Handrail loose or missing	---	4%	---
Fire alarm problems	8%	8%	11%
Sprinkler heads blocked or misaligned, etc.	8%	4%	8%
Carbon Monoxide detector missing/inoperable	12%	8%	4%
Hot plates, toaster, etc.	4%	16%	8%

The majority of violations are property maintenance issues.
All violations noted have been cleared.

**BUILDING SAFETY DIVISION
HOUSING ACTIVITY
JANUARY – DECEMBER 2010**

ADDI Inspections (Grants)	2
Occupancy Complaints	7
Rental Registration Program Verifications	260
Rehabilitation Inspections (Grants)	4
Rehabilitation Follow-up Inspections	6
Consultations/Meetings	281
Personal Service	6
Fire Alarm Tests	-
Fire Damage Assessment	11
Certified Housing Inspections (# residents)	1,174
Follow-up Certified Housing Inspections	24
Carle Initial Inspections	15
Follow-up Carle Inspections	-
Miscellaneous Inspections (requests, etc)	278
Mobile Home Inspections	-
Mobile Home Inspections for C of O	1
Follow-up Mobile Home Inspections for C of O	2
Annual/Follow-up Inspections of Mobile Home Parks	-
New Construction Inspections	-
Shelter Plus Inspections	28
Shelter Plus Reinspections	5
BSD Reinspections of UFD Inspection Results	32
Check Security of Vacant Structures	56
Initial Systematic Inspections /Apts. (# Units)	1,041
Follow-up Systematic Inspections/Apts. (# Units)	1,578
Initial Systematic Inspections (SFR/Duplex)	214
Follow-up Systematic Inspections (SFR/Duplex)	239
Follow-up Complaint Inspections	110
Complaints	49
Total Number of Working Cases:	
UFD Engine Company Residential Inspections	1
Certified Housing Inspections	-
Complaints/Miscellaneous Inspections	19
Systematic Inspections	1,079
Vacant Structures	<u>5</u>
	1,104

Clear Notices

UFD Engine Company Residential Inspections	11
Certified Housing (# residents)	1,374
Complaints/Miscellaneous Inspections	74
Systematic Notices (# of units cleared)	<u>1,048</u>
	2,307

Cases Referred to the Legal Division:

Active Cases Working	1
Cases Dismissed	-
Amount of Fines	-
Community Service Sentence	-

Notices Referred to Legal Division:

03/05/2010	405 West Park Street	Failure of Code Compliance
05/26/2010	808 West Stoughton	Failure of Code Compliance
06/06/2010	805 East Main Street	Failure of Code Compliance
06/06/2010	806 West Ohio Street	Failure of Code Compliance



To: Gordon Skinner, Building Safety Manager

From: Liz Walden, Accounting Supervisor

Date: March 7, 2011

Subject: Rental Registration Summary

Billing Period 10/15/10-10/14/11

Single Family	1,390 units @ \$50.00	=\$69,500.00
Duplex	411 units @ \$60.00	=\$24,660.00
Apartments	7,105 units @ \$12.00	=\$85,260.00
Buildings	602 units @ \$45.00	<u>=\$27,090.00</u>
	Total Billed	\$206,510.00
Adjustments for vacancies:		
Single Family	(73) units @ \$50.00	=\$(-3,650.00)
Duplex	(5) units @ \$60.00	= (-\$300.00)
Apartments	(17) units @ \$12.00	= (-\$204.00)
Buildings	(5) units @ \$45.00	<u>= (-\$225.00)</u>
	Total Adjustments	=\$(-4,379.00)
Late Fees (Late Filing, Failure to File, Fines, Court Costs)		= \$17,978.93
Prior Period Billings		\$ 55.00
Total Net Billing		\$220,164.93
Total Dollars Collected		\$207,245.85
Accounts Outstanding as of 3/7/11 (74 accounts-of those 33 late fees only)		\$ 12,919.08

Billing Period 10/15/09-10/14/10

Single Family	1,397 units @ \$45.00	=\$62,865.00
Duplex	416 units @ \$50.00	=\$20,800.00
Apartments	7,012 units @ \$10.00	=\$70,120.00
Buildings	587 units @ \$40.00	<u>=\$23,480.00</u>
Total Billed		\$177,265.00

Adjustments for vacancies:

Single Family	(56) units @ \$45.00	=\$(-2,520.00)
Duplex	(3) units @ \$50.00	= (-\$150.00)
Apartments	(63) units @ \$10.00	= (-\$630.00)
Buildings	(8) units @ \$40.00	<u>= (-\$320.00)</u>
Total Adjustments		=\$(-3,620.00)

Late Fees (Late Filing, Failure to File, Fines, Court Costs)	=\$10,350.74
---	--------------

Prior Period Billings	\$45.00
-----------------------	---------

Total Net Billing	\$184,040.74
Total Dollars Collected	\$180,825.34
Accounts Outstanding (4 in Legal)	\$ 3,215.40

Billing Period 10/15/08-10/14/09

Single Family	1,531 units @ \$45.00	=\$68,895.00
Duplex	419 units @ \$50.00	=\$20,950.00
Apartments	6,995 units @ \$10.00	=\$69,950.00
Buildings	588 units @ \$40.00	<u>=\$23,520.00</u>
Total Billed		\$183,315.00

Adjustments for vacancies:

Single Family	(180) units @ \$45.00	=\$(-8,100.00)
Duplex	(9) units @ \$50.00	= (-\$450.00)
Apartments	(35) units @ \$10.00	= (-\$350.00)
Buildings	(9) units @ \$40.00	<u>= (-\$360.00)</u>
Total Adjustments		=\$(-9,260.00)

Late Fees (Late Filing, Failure to File, Fines, Court Costs)	=\$27,726.99
---	--------------

Total Net Billing	\$201,781.99
Total Dollars Collected	\$200,943.44

Accounts Outstanding (1 in Legal)	\$ 838.55
-----------------------------------	-----------

Billing Period 10/15/07-10/14/08

Single Family	1,332 units @ \$45.00	=\$59,940.00
Duplex	413 units @ \$50.00	=\$20,650.00
Apartments	6,644 units @ \$10.00	=\$66,440.00
Buildings	574 units @ \$40.00	=\$22,960.00
Total Billed		\$169,990.00

Adjustments for vacancies:

Single Family	(51) units @ \$45.00	=\$(-2,295.00)
Duplex	(1) units @ \$50.00	= (-\$ 50.00)
Apartments	(9) units @ \$10.00	= (-\$90.00)
Buildings	(2) units @ \$40.00	= <u>(-\$80.00)</u>
Total Adjustments		=\$(-2,515.00)

Late Fees (Late Filing, Failure to File, Fines, Court Costs)	=\$15,593.86
---	--------------

Total Net Billing	\$183,068.86
Total Dollars Collected	\$183,068.86

Accounts Outstanding	\$.00
----------------------	--------

Billing Period 2/15/07-10/14/07 (8 months)

Single Family	1,216 units @ \$30.00	=\$36,480.00
Duplex	414 units @ \$33.33	=\$13,798.62
Apartments	6,655 units @ \$ 6.67	=\$44,388.85 UI at the Pointe
Buildings	575 units @ \$26.67	=\$15,335.25
Total Billed		\$110,002.72

Adjustments for vacancies:

Single Family	(59) units @ \$30.00	=\$(-1,770.00)
Duplex	(7) units @ \$33.33	= (-\$233.31)
Apartments	(23) units @ \$ 6.67	= (-\$153.41)
Buildings	(3) units @ \$26.67	= (-\$80.01)
Florida House 50% Adjustment for remodeling		= <u>(-\$560.25)</u>
Total Adjustments		=\$(-2,796.98)

Late Fees (Late Filing, Failure to File, Fines, Court Costs)	= \$6,382.39
---	--------------

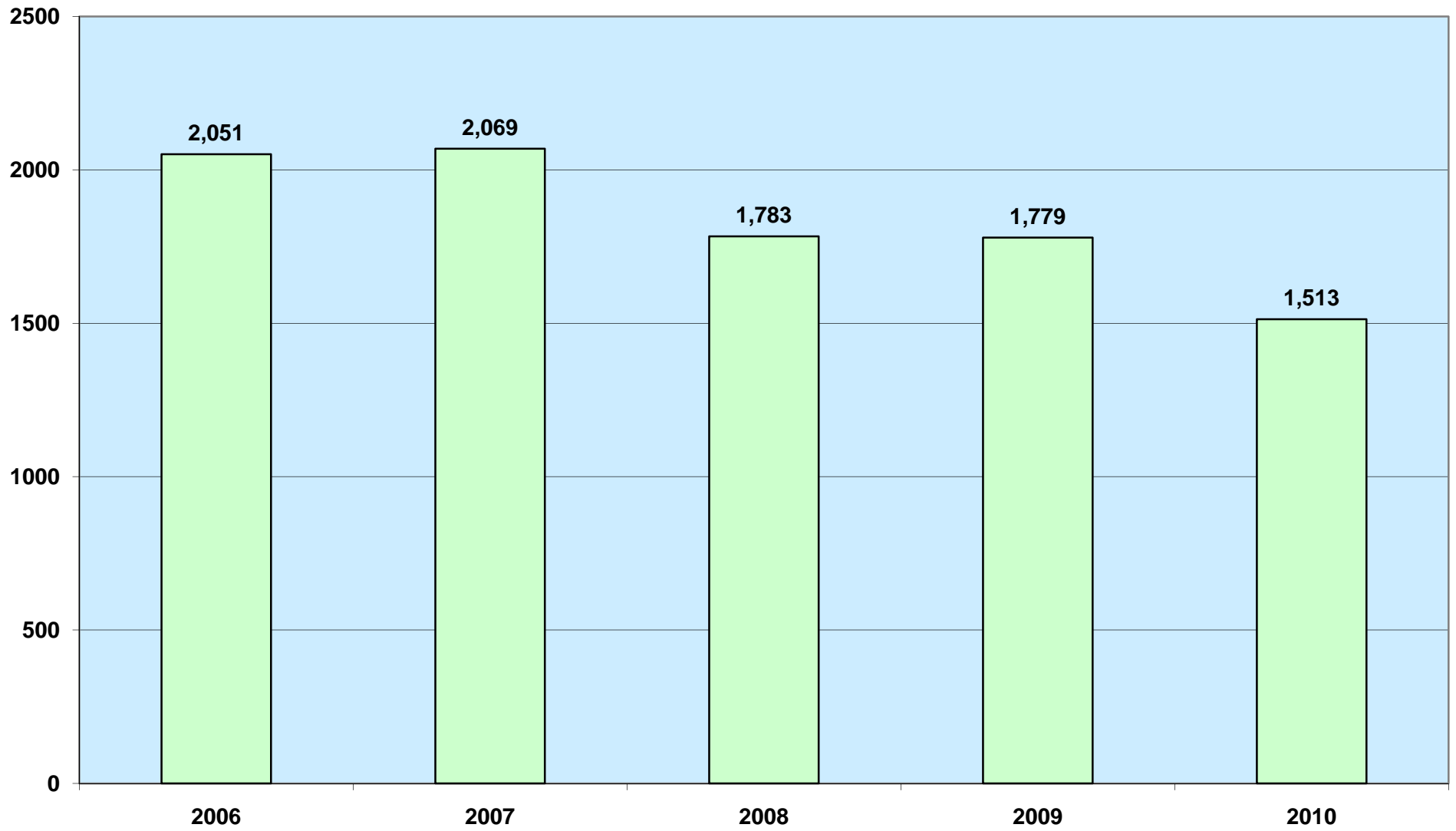
Total Net Billing	=\$113,588.13
Total Dollars Collected	\$113,588.13

Accounts Outstanding	\$.00
----------------------	--------

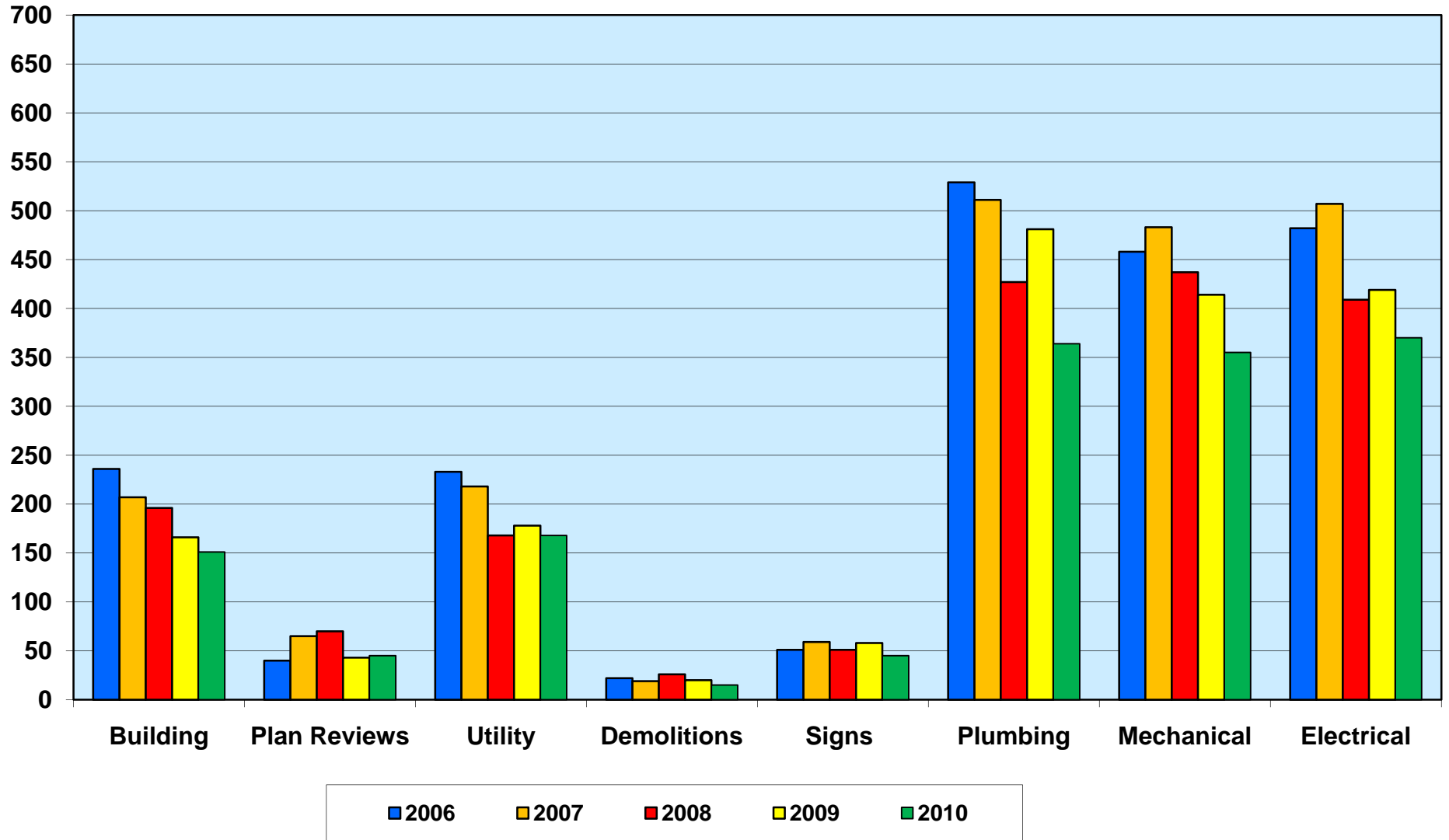
**PERMIT
&
HOUSING ACTIVITY**

2006-2010

**TOTAL NUMBER OF PERMITS
2006-2010**



TOTAL PERMITS 2006-2010



CITY OF URBANA HOUSING PERMITS

YEAR	# OF BUILDINGS ADDED	# OF UNITS ADDED	USE	SFR-x CNTY FEES OUT OF CITY
2010	27 0 1	27 0 2	SFR MFR (BUS/MFR) DUP	SFR-x 1
2009	47 16 0	47 108 0	SFR MFR (BUS/MFR) DUP	
2008	52 11 1	52 171 2	SFR MFR (BUS/MFR) DUP	
2007	76 13 1	76 329 2	SFR MFR (BUS/MFR) DUP	
2006	110 11 1	110 211 2	SFR MFR DUP	SFR-x 3
2005	104 7 2	104 276 4	SFR MFR DUP	SFR-x 11
2004	155 6 3	155 84 6	SFR MFR DUP	SFR-x 17
2003	156 5 3	156 164 6	SFR MFR (BUS/MFR) DUP	SFR-x 3
2002	176 4 1	176 62 2	SFR MFR DUP	
2001	83 2 1	83 57 2	SFR MFR DUP	
2000	47 6 1	47 194 2	SFR MFR DUP	

CITY OF URBANA HOUSING PERMITS

YEAR	# OF BUILDINGS ADDED	# OF UNITS ADDED	USE	CNTY FEES OUT OF CITY
1999	39	39	SFR	
	4	79	MFR	
	0	0	DUP	
1998	35	35	SFR	
	2	36	MFR	
	1	2	DUP	
1997	25	25	SFR	
	44	689	MFR	
	1	2	DUP	
1996	18	18	SFR	
	6	61	MFR	
	4	8	DUP	
1995	17	17	SFR	
	4	80	MFR	
	2	4	DUP	
1994	29	29	SFR	
	15	234	MFR	
	1	2	DUP	
1993	26	26	SFR	
	8	180	MFR	
	1	2	DUP	
1992	32	32	SFR	
	1	10	MFR	
	0	0	DUP	
1991	22	22	SFR	
	3	23	MFR	
	0	0	DUP	
1990	15	15	SFR	
	1	17	MFR	
	1	2	DUP	

SFR = Single-Family Residence
SFR-x=Out-of-City Single-Family Residence
MFR = Multi-Family Residence
DUP = Duplex Residence

BUILDING SAFETY DIVISION
COMMUNITY DEVELOPMENT SERVICES
YEAR 2009 TOTALS

PERMITS, LICENSES, EXAMS		
Activity	Number Issued	Fees Collected
Building Permits	166	\$53,650.00
Plan Reviews	43	\$34,435.00
Utility Permits	178	\$13,996.00
Demolition Utility Permits	20	\$2,982.00
Sign Utility Permits	58	\$2,920.00
Plumbing Permits	481	\$37,692.00
HVAC Permits (Mech)	414	\$44,232.72
Electrical Permits	419	\$45,790.15
Temporary Certificates of Occupancy	21	\$950.00
Rental Registration (Includes Late Fees/Fines)	9,282	\$180,825.34
Certified Housing Contract	1	\$22,067.50
Total Inspections for Year	3,324	
Gordon ----	159	
Clay -----	0	
Corey -----	1,220	
Steve -----	736	
Tim -----	1,194	
Stephen ---	10	
Miscellaneous --	5	
Elect License-Renew	75	\$11,400.00
Elect Non-Urbana Transferred License	41	\$6,150.00
TOTAL PERMIT FEES-2009		\$235,697.87
TOTAL NUMBER OF PERMITS-2009	1,779	
TOTAL TEMPORARY C OF O'S/FEES	19	\$950.00
TOTAL INSPECTIONS	3,324	
TOTAL RENTAL REGISTRATION (Includes Late Fees/Fines)	9,282	\$180,825.34
TOTAL CERTIFIED HOUSING CONTRACT	1	\$22,067.50
TOTAL ELECT RENEWALS/TRANSFERS	116	\$17,550.00
GRAND TOTAL AMOUNT		\$457,090.71

PERMIT TOTALS FOR YEAR 2009

	JAN	FEB	MARCH	APRIL	MAY	JUNE	JULY	AUG	SEPT	OCT	NOV	DEC	YEAR TO DATE
BUILDING PERMITS	24	10	9	17	15	17	12	15	20	10	11	6	166
UTILITY PERMITS	7	3	10	27	27	16	17	17	17	15	14	8	178
DEMOLITION PERMITS	0	0	2	5	3	0	1	0	5	2	2	0	20
SIGN PERMITS	8	3	1	5	3	3	9	5	4	10	2	5	58
PLUMBING PERMITS	24	17	24	52	32	52	48	51	41	53	38	49	481
MECHANICAL PERMITS	21	28	28	41	25	42	31	36	38	40	45	39	414
ELECTRICAL PERMITS	44	21	25	36	29	36	37	43	46	50	29	23	419
YEAR PERMIT TOTALS ONLY	128	82	99	183	134	166	155	167	171	180	141	130	1,736
PLAN REVIEWS	0	6	1	2	9	6	1	3	8	2	3	2	43
TEMP C OF O'S	2	1	2	2	3	1	2	1	2	1	1	3	21
ELECTRICAL LICENSE NEW & RENEWALS	0	0	0	0	0	37	32	5	0	0	1	0	75
ELECT NON-URBANA TRANSFERRED LICENSE	9	7	2	4	7	2	2	1	3	2	0	2	41
ELECTRICAL LICENSE TOTALS	9	7	2	4	7	39	34	6	3	2	1	2	116
RENTAL REGISTRATION (Includes Late Fees & Fines)	0	0	0	0	0	0	0	0	0	0	0	9,282	9,282
CERTIFIED HOUSING CONTRACT	0	1	0	0	0	0	1	0	0	0	0	0	2
YEAR TOTALS FOR THE MONTH- only includes group totals	139	96	104	191	153	212	192	177	184	185	146	137	1,916
INSPECTION TOTALS	219	201	231	244	285	318	370	293	297	322	250	294	3,324

BUILDING SAFETY DIVISION
COMMUNITY DEVELOPMENT SERVICES
YEAR 2008 TOTALS

PERMITS, LICENSES, EXAMS		
Activity	Number Issued	Fees Collected
Building Permits	196	\$162,315.00
Plan Reviews	69	\$136,671.00
Utility Permits	168	\$11,118.00
Demolition Utility Permits	26	\$3,362.00
Sign Utility Permits	51	\$2,476.00
Plumbing Permits	427	\$65,012.00
HVAC Permits (Mech)	437	\$69,100.83
Electrical Permits	409	\$79,922.52
Temporary Certificates of Occupancy	26	\$2,850.00
Rental Registration (Includes Late Fees/Fines)	9,300	\$200,943.44
Certified Housing Contract	1	\$21,580.50
Total Inspections for Year	3,285	
Gordon ----	171	
Clay -----	2	
Corey -----	1,156	
Steve -----	776	
Tim -----	1,155	
Stephen ---	12	
Randy ----	1	
Miscellaneous --	12	
Elect License-Renew	81	\$12,100.00
Elect Non-Urbana Transferred License	37	\$5,050.00
TOTAL PERMIT FEES-2008		\$529,977.35
TOTAL NUMBER OF PERMITS-2008	1,783	
TOTAL TEMPORARY C OF O'S/FEES	26	\$2,850.00
TOTAL INSPECTIONS	3,285	
TOTAL RENTAL REGISTRATION (Includes Late Fees/Fines)	9,300	\$200,943.44
TOTAL CERTIFIED HOUSING CONTRACT	1	\$21,580.50
TOTAL ELECT RENEWALS/TRANSFERS	118	\$17,150.00
GRAND TOTAL AMOUNT		\$772,501.29

PERMIT TOTALS FOR YEAR 2008

	JAN	FEB	MARCH	APRIL	MAY	JUNE	JULY	AUG	SEPT	OCT	NOV	DEC	YEAR TO DATE
BUILDING PERMITS	13	15	14	20	11	26	16	17	17	20	11	16	196
UTILITY PERMITS	9	4	19	17	26	15	24	12	13	15	9	5	168
DEMOLITION PERMITS	1	2	2	3	1	4	2	2	2	0	3	4	26
SIGN PERMITS	6	3	6	10	1	3	0	5	6	2	2	7	51
PLUMBING PERMITS	33	39	34	34	18	35	55	37	37	41	25	39	427
MECHANICAL PERMITS	47	52	28	22	48	55	32	23	29	46	29	26	437
ELECTRICAL PERMITS	29	22	22	43	41	33	56	36	29	42	29	27	409
YEAR PERMIT TOTALS ONLY	138	137	125	149	146	171	185	132	133	166	108	124	1,714
PLAN REVIEWS	6	11	7	12	2	6	5	6	1	5	3	5	69
TEMP C OF O'S	2	4	1	3	1	0	2	6	3	2	1	1	26
ELECTRICAL LICENSE RENEWALS		1				35	40	5					81
ELECT NON-URBANA TRANSFERRED LICENSE	0	1	4	4	7	3	9	3	2	2	0	2	37
ELECTRICAL LICENSE TOTALS	0	2	4	4	7	38	49	8	2	2	0	2	118
RENTAL REGISTRATION (Includes Late Fees & Fines)										9,300			9,300
CERTIFIED HOUSING CONTRACT		1						1					2
YEAR TOTALS FOR THE MONTH-only includes group totals	146	154	137	168	156	215	241	152	139	175	112	132	1,927
INSPECTION TOTALS	205	172	224	335	224	328	377	329	226	268	236	361	3,285

BUILDING SAFETY DIVISION
COMMUNITY DEVELOPMENT SERVICES
YEAR 2007 TOTALS

PERMITS, LICENSES, EXAMS		
Activity	Number Issued	Fees Collected
Building Permits	207	\$189,809.00
Plan Reviews	65	\$40,397.00
Utility Permits	218	\$11,414.00
Demolition Utility Permits	19	\$4,528.00
Sign Utility Permits	59	\$2,238.00
Plumbing Permits	511	\$85,706.00
HVAC Permits (Mech)	483	\$93,964.32
Electrical Permits	507	\$92,896.88
Temporary Certificates of Occupancy	22	\$1,960.00
Elevator Permits	142	\$7,100.00
Rental Registration	17,668	\$296,656.99
Certified Housing Contract	1	\$21,244.50
Total Inspections for Year	4,036	
Gordon ----	133	
Clay -----	11	
Corey -----	1,624	
Steve -----	938	
Tim -----	1,253	
Stephen	29	
Miscellaneous--	48	
Elect License-Renew	81	\$10,225.00
Elect Non-Urbana Transferred License	10	\$1,250.00
TOTAL BUILDING PERMIT FEES-2007		\$520,953.20
TOTAL BUILDING PERMITS-2007	2,069	
TOTAL TEMPORARY C OF O'S	22	\$1,960.00
TOTAL INSPECTIONS	4,036	
TOTAL ELEVATOR PERMITS	142	\$7,100.00
TOTAL CERTIFIED HOUSING CONTRACT	1	\$21,244.50
TOTAL RENTAL REGISTRATION	17,668	\$296,656.99
TOTAL ELECTRICAL LICENSES	91	\$11,475.00
GRAND TOTAL AMOUNT		\$859,389.69

PERMIT TOTALS FOR YEAR 2007

	JAN	FEB	MARCH	APRIL	MAY	JUNE	JULY	AUG	SEPT	OCT	NOV	DEC	YEAR TO DATE
BUILDING PERMITS	11	14	21	18	19	22	21	23	11	16	23	8	207
UTILITY PERMITS	10	8	17	25	22	18	13	20	28	18	14	25	218
DEMOLITION PERMITS	1	2	0	0	0	3	1	6	2	2	0	2	19
SIGN PERMITS	6	8	3	5	7	7	8	0	2	4	7	2	59
PLUMBING PERMITS	48	36	43	43	58	49	41	47	30	39	44	33	511
MECHANICAL PERMITS	35	37	38	37	45	45	46	46	31	45	46	32	483
ELECTRICAL PERMITS	39	22	38	48	49	61	46	47	41	64	24	28	507
YEAR PERMIT TOTALS ONLY	150	127	160	176	200	205	176	189	145	188	158	130	2,004
PLAN REVIEWS	5	5	7	2	3	9	8	9	2	6	8	1	65
TEMP C OF O'S	4	3	1	1	2	2	1	4	0	1	2	1	22
ELECTRICAL LICENSE RENEWALS	0	0	0	0	3	42	29	6	0	0	1	0	81
ELECT NON-URBANA TRANSFERRED LICENSE	4	1	0	1	2	2	0	0	0	0	0	0	10
ELECTRICAL LICENSE TOTALS	4	1	0	1	5	44	29	6	0	0	1	0	91
ELEVATOR PERMITS								142					142
RENTAL REGISTRATION (Includes Late Fees & Fines)	0	8768	0	0	0	0	0	0	0	8,900	0	0	17,668
CERTIFIED HOUSING CONTRACT	0	1	0	0	0	0	0	0	0	0	0	0	1
YEAR TOTALS FOR THE MONTH- only includes group totals	163	136	168	180	210	260	214	208	147	195	169	132	2,182
INSPECTION TOTALS	336	205	308	346	422	346	381	432	317	360	319	264	4,036

BUILDING SAFETY DIVISION
COMMUNITY DEVELOPMENT SERVICES
YEAR 2006 TOTALS

PERMITS, LICENSES, EXAMS		
Activity	Number Issued	Fees Collected
Building Permits	236	\$105,674.00
Plan Reviews	40	\$27,907.00
Utility Permits	233	\$12,546.00
Demolition Utility Permits	22	\$3,277.00
Sign Utility Permits	51	\$2,649.00
Plumbing Permits	529	\$102,044.00
HVAC Permits (Mech)	458	\$65,092.41
Electrical Permits	482	\$60,239.58
Temporary Certificates of Occupancy	43	\$3,035.00
Certified Housing Contract	1	\$20,027.00
Elevator Permits	150	\$7,500.00
Total Inspections for Jan-Dec 2006	4,361	
Gordon ----	367	
Clay -----	7	
Corey -----	1,652	
Steve -----	1,006	
Randy ----	4	
Tim -----	1,316	
Miscellaneous--	9	
Electrical Exams	12	\$600.00
Elect License-New	2	\$200.00
Elect License-Renew	90	\$11,175.00
Elect Non-Urbana Transferred License	44	\$5,500.00
TOTAL PERMIT FEES-2006		\$379,428.99
TOTAL PERMITS-2006	2,051	
TOTAL TEMPORARY C OF O'S	43	\$3,035.00
TOTAL INSPECTIONS	4,361	
TOTAL ELEVATOR PERMITS 2006	150	\$7,500.00
TOTAL CERTIFIED HOUSING CONTRACT		\$20,027.00
TOTAL ELECT EXAMS/LICENSES	148	\$17,475.00
GRAND TOTAL AMOUNT		\$427,465.99

PERMIT TOTALS FOR YEAR 2006													
	JAN	FEB	MARCH	APRIL	MAY	JUNE	JULY	AUG	SEPT	OCT	NOV	DEC	YEAR TO DATE
BUILDING PERMITS	13	16	16	24	37	35	21	13	13	18	15	15	236
UTILITY PERMITS	21	10	18	31	22	24	19	16	30	17	15	10	233
DEMOLITION PERMITS	0	0	0	2	3	3	1	5	2	0	3	3	22
SIGN PERMITS	10	3	5	4	5	4	4	5	1	4	3	3	51
PLUMBING PERMITS	40	32	49	44	25	64	46	39	51	45	42	52	529
MECHANICAL PERMITS	38	37	24	51	25	66	54	37	37	41	25	23	458
ELECTRICAL PERMITS	33	43	30	51	43	47	58	42	26	46	38	25	482
YEAR PERMIT TOTALS ONLY	155	141	142	207	160	243	203	157	160	171	141	131	2,011
PLAN REVIEWS	5	3	1	5	3	3	5	2	4	6	1	2	40
TEMP C OF O'S	6	6	3	3	5	1	4	7	3	4	0	1	43
ELECTRICAL EXAMS	0	0	5	1	0	4	0	0	2	0	0	0	12
ELECTRICAL LICENSE-NEW	0	0	2	0	0	0	0	0	0	0	0	0	2
ELECTRICAL LICENSE RENEWALS	1	0	2	0	0	30	45	8	2	2	0	0	90
ELECT NON-URBANA TRANSFERRED LICENSE	2	2	2	7	7	7	4	4	4	2	3	0	44
ELECTRICAL LICENSE TOTALS	3	2	11	8	7	41	49	12	8	4	3	0	148
ELEVATOR PERMITS								150					150
CERTIFIED HOUSING CONTRACT	0	1	0	0	0	0	0	0	0	0	0	0	1
YEAR TOTALS FOR THE MONTH-only includes group totals	169	152	157	223	175	288	261	178	175	185	145	134	2,242
INSPECTION TOTALS	334	365	335	401	372	416	389	418	294	436	327	274	4,361

INSPECTION

ACTIVITY

2006-2010

TOTAL NUMBER OF INSPECTIONS MADE 2006 - 2010

YEAR 2010	JAN	FEB	MARCH	APRIL	MAY	JUNE	JULY	AUG	SEPT	OCT	NOV	DEC	YEAR TO DATE
GRS	5	8	10	12	4	9	9	11	9	15	2	5	99
SRC	35	35	59	46	40	47	60	70	32	53	53	36	566
TGM	54	55	77	88	71	97	78	104	88	77	74	58	921
CWI	56	56	73	54	80	61	80	88	86	77	66	48	825
CRB	0	0	0	0	0	0	0	0	0	0	0	0	0
SLC	0	0	0	1	0	3	1	1	0	1	1	0	8
Miscellaneous	0	0	0	1	0	0	2	0	0	2	0	0	5
MONTHLY TOTALS	150	154	219	202	195	217	230	274	215	225	196	147	2,424

YEAR 2009	JAN	FEB	MARCH	APRIL	MAY	JUNE	JULY	AUG	SEPT	OCT	NOV	DEC	YEAR TO DATE
GRS	25	8	11	19	16	11	19	26	5	11	1	7	159
SRC	59	39	51	70	42	74	83	53	44	80	54	87	736
TGM	54	87	90	82	106	116	132	107	110	110	97	103	1,194
CWI	81	63	77	73	118	117	135	107	137	118	98	96	1,220
CRB	0	0	0	0	0	0	0	0	0	0	0	0	0
SLC	0	4	0	0	2	0	1	0	0	2	0	1	10
Miscellaneous	0	0	2	0	1	0	0	0	1	1	0	0	5
MONTHLY TOTALS	219	201	231	244	285	318	370	293	297	322	250	294	3,324

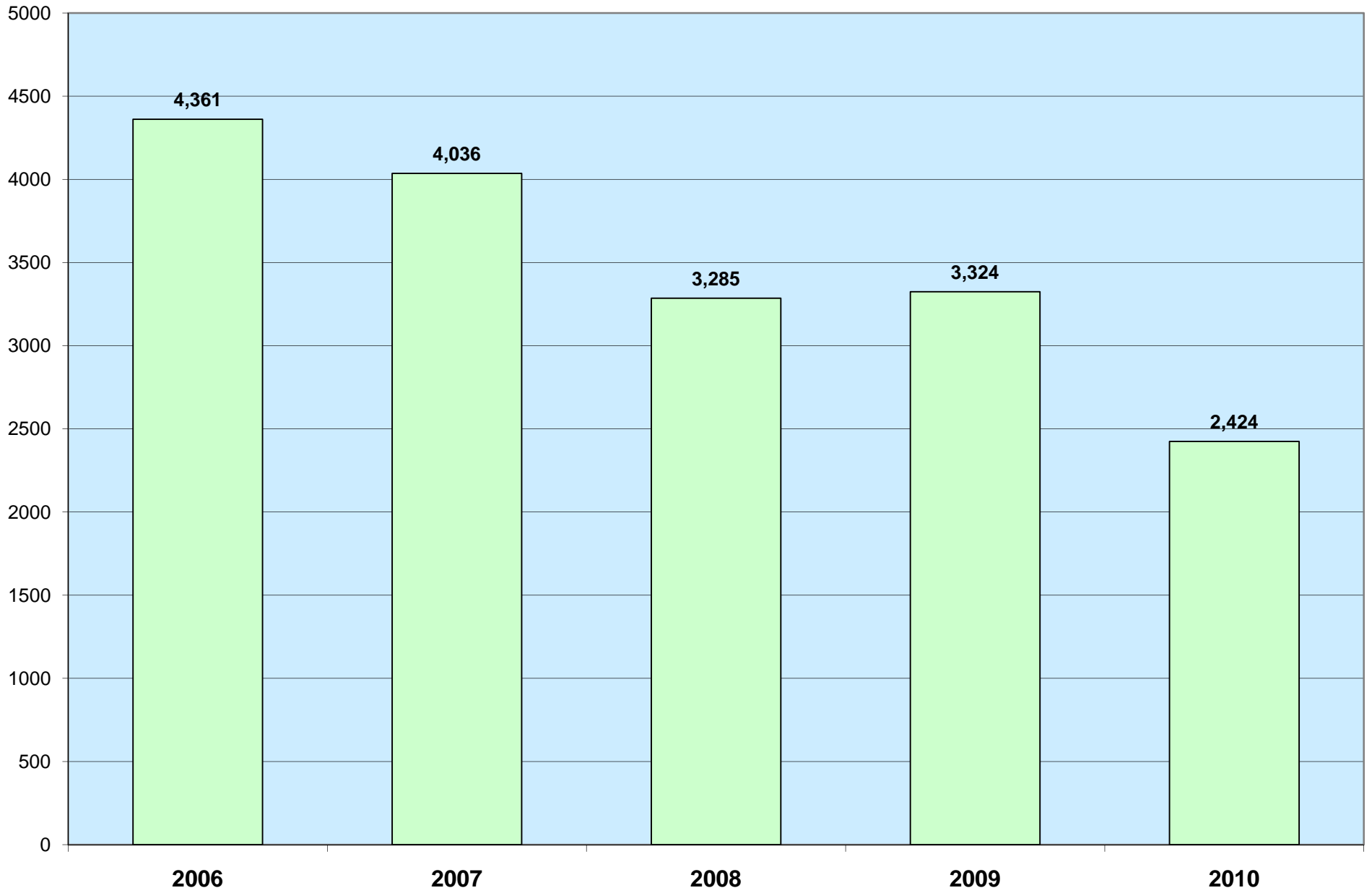
YEAR 2008	JAN	FEB	MARCH	APRIL	MAY	JUNE	JULY	AUG	SEPT	OCT	NOV	DEC	YEAR TO DATE
GRS	14	0	10	12	13	31	48	21	3	3	4	12	171
SRC	31	26	60	65	55	58	67	76	56	61	53	168	776
TGM	72	71	62	125	89	123	128	124	84	107	80	90	1,155
CWI	84	74	90	131	60	115	132	106	82	97	95	90	1,156
CRB	2	0	0	0	0	0	0	0	0	0	0	0	2
SLC	2	1	2	1	0	0	1	1	1	0	2	1	12
RLB	0	0	0	0	0	0	1	0	0	0	0	0	1
Miscellaneous	0	0	0	1	7	1	0	1	0	0	2	0	12
MONTHLY TOTALS	205	172	224	335	224	328	377	329	226	268	236	361	3,285

TOTAL NUMBER OF INSPECTIONS MADE 2006 – 2010

YEAR 2007	JAN	FEB	MARCH	APRIL	MAY	JUNE	JULY	AUG	SEPT	OCT	NOV	DEC	YEAR TO DATE
GRS	2	3	11	13	2	20	20	9	14	16	20	3	133
SRC	84	63	64	48	130	62	65	102	68	70	66	116	938
TGM	111	53	94	110	105	114	123	165	87	115	106	70	1,253
CWI	139	86	138	162	182	141	166	152	104	155	124	75	1,624
CRB	0	0	1	1	1	3	3	1	1	0	0	0	11
SLC	0	0	0	1	1	0	4	3	13	4	3	0	29
Miscellaneous	0	0	0	11	1	6	0	0	30	0	0	0	48
MONTHLY TOTALS	336	205	308	346	422	346	381	432	317	360	319	264	4,036

YEAR 2006	JAN	FEB	MARCH	APRIL	MAY	JUNE	JULY	AUG	SEPT	OCT	NOV	DEC	YEAR TO DATE
GRS	37	32	42	46	27	47	30	17	13	33	35	8	367
SRC	83	93	59	79	89	118	83	78	77	104	75	68	1,006
TGM	83	116	121	127	129	92	127	122	88	128	101	82	1,316
CWI	126	123	112	149	126	157	149	198	111	171	114	116	1,652
CRB	1	1	1	0	0	2	0	0	0	0	2	0	7
RLB	0	0	0	0	0	0	0	0	4	0	0	0	4
Miscellaneous	4	0	0	0	1	0	0	3	1	0	0	0	9
MONTHLY TOTALS	334	365	335	401	372	416	389	418	294	436	327	274	4,361

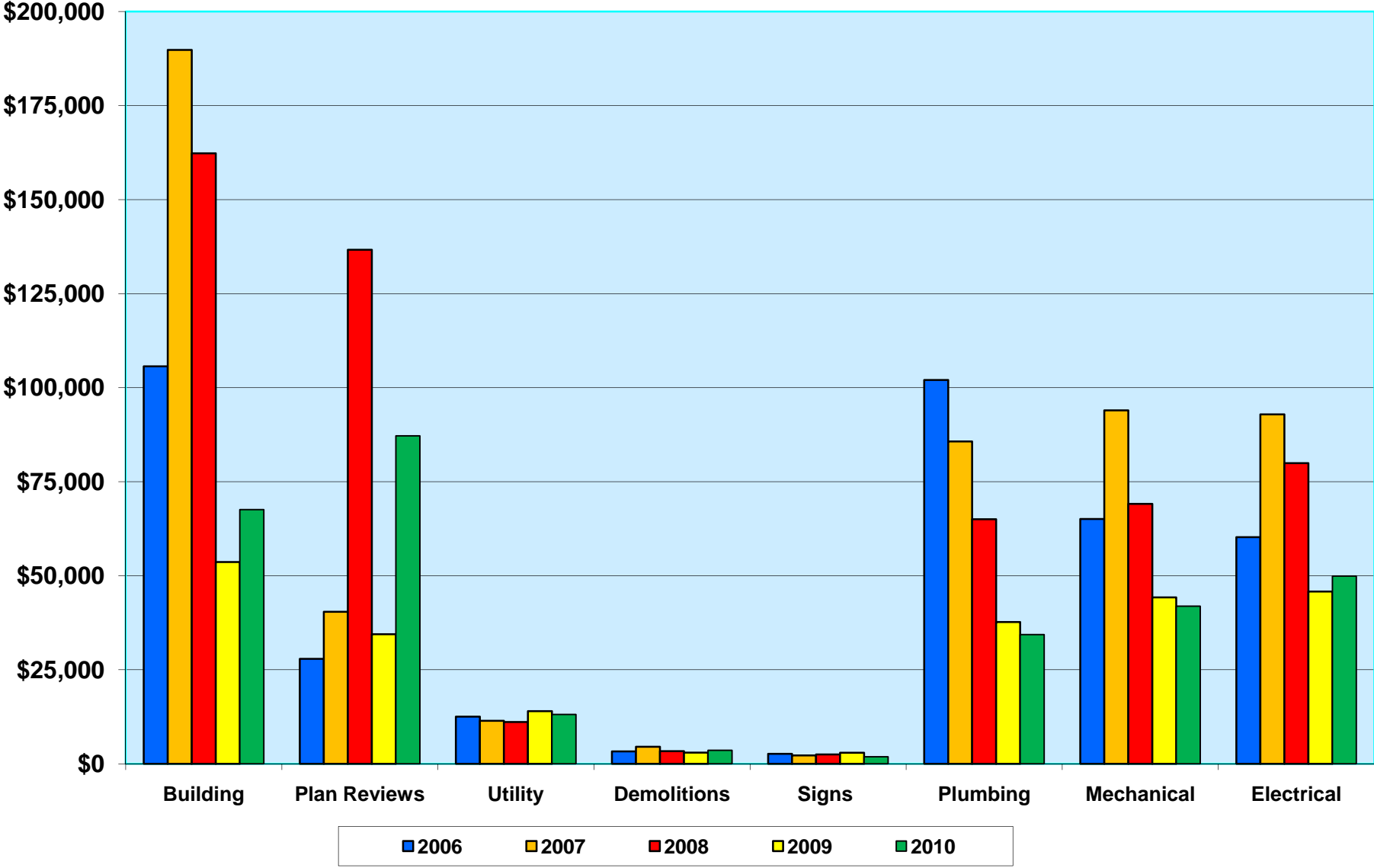
TOTAL NUMBER OF INSPECTIONS 2006-2010



FEE TOTALS

2006-2010

TOTAL PERMIT REVENUE 2006-2010



FEE TOTALS FOR YEAR 2009

	JAN	FEB	MARCH	APRIL	MAY	JUNE	JULY	AUG	SEPT	OCT	NOV	DEC	YEAR TO DATE
BUILDING PERMITS	\$672.00	\$1,548.00	\$4,646.00	\$3,113.00	\$10,844.00	\$6,966.00	\$2,110.00	\$5,498.00	\$7,399.00	\$2,106.00	\$5,643.00	\$3,105.00	\$53,650.00
UTILITY PERMITS	\$330.00	\$433.00	\$411.00	\$3,945.00	\$913.00	\$544.00	\$1,190.00	\$800.00	\$3,830.00	\$615.00	\$575.00	\$410.00	\$13,996.00
DEMOLITION PERMITS	\$0.00	\$0.00	\$682.00	\$750.00	\$300.00	\$0.00	\$150.00	\$0.00	\$500.00	\$300.00	\$300.00	\$0.00	\$2,982.00
SIGN PERMITS	\$271.00	\$215.00	\$25.00	\$703.00	\$166.00	\$75.00	\$300.00	\$351.00	\$109.00	\$425.00	\$50.00	\$230.00	\$2,920.00
PLUMBING PERMITS	\$2,386.00	\$2,414.00	\$1,900.00	\$5,896.00	\$3,584.00	\$3,234.00	\$2,278.00	\$3,894.00	\$3,170.00	\$2,754.00	\$3,126.00	\$3,056.00	\$37,692.00
HVAC PERMIT (MECH)	\$4,155.25	\$7,267.00	\$4,484.94	\$4,473.00	\$2,395.90	\$3,468.55	\$4,246.00	\$2,316.50	\$3,022.87	\$3,252.38	\$2,780.00	\$2,370.33	\$44,232.72
ELECTRICAL PERMITS	\$9,143.00	\$1,217.00	\$3,521.00	\$5,727.00	\$3,780.00	\$3,382.40	\$3,468.50	\$2,920.00	\$5,328.25	\$3,182.00	\$2,361.00	\$1,760.00	\$45,790.15
YEAR FEE TOTALS ONLY	\$16,957.25	\$13,094.00	\$15,669.94	\$24,607.00	\$21,982.90	\$17,669.95	\$13,742.50	\$15,779.50	\$23,359.12	\$12,634.38	\$14,835.00	\$10,931.33	\$201,262.87
PLAN REVIEWS	\$0.00	\$1,702.00	\$7,020.00	\$300.00	\$10,113.00	\$5,857.00	\$150.00	\$628.00	\$5,664.00	\$640.00	\$1,588.00	\$773.00	\$34,435.00
TEMPORARY C OF O'S	\$50.00	\$25.00	\$50.00	\$75.00	\$75.00	\$25.00	\$250.00	\$25.00	\$75.00	\$125.00	\$50.00	\$125.00	\$950.00
ELECTRICAL LICENSE-NEW & RENEW	\$0.00	\$0.00	\$0.00	\$0.00	\$0.00	\$5,550.00	\$4,800.00	\$900.00	\$0.00	\$0.00	\$150.00	\$0.00	\$11,400.00
ELECTRICAL NON-URBANA TRANSFERRED LICENSE	\$1,350.00	\$1,050.00	\$300.00	\$600.00	\$1,050.00	\$300.00	\$300.00	\$150.00	\$450.00	\$300.00	\$0.00	\$300.00	\$6,150.00
ELECTRICAL LICENSE FEE TOTALS	\$1,350.00	\$1,050.00	\$300.00	\$600.00	\$1,050.00	\$5,850.00	\$5,100.00	\$1,050.00	\$450.00	\$300.00	\$150.00	\$300.00	\$17,550.00
RENTAL REGISTRATION	\$0.00	\$0.00	\$0.00	\$0.00	\$0.00	\$0.00	\$0.00	\$0.00	\$0.00	\$0.00	\$0.00	\$180,825.34	\$180,825.34
CERTIFIED HOUSING CONTRACT	\$0.00	\$10,750.00	\$0.00	\$0.00	\$0.00	\$0.00	\$11,317.50	\$0.00	\$0.00	\$0.00	\$0.00	\$0.00	\$22,067.50
YEAR TOTALS FOR THE MONTH-only includes group totals	\$18,357.25	\$15,871.00	\$23,039.94	\$25,582.00	\$33,220.90	\$29,401.95	\$19,242.50	\$17,482.50	\$29,548.12	\$13,699.38	\$16,623.00	\$12,129.33	\$254,197.87
GRAND TOTAL of Bldg, Pln Rvw, Temp CofO, Elect, Rental Reg, Cert Hsg													\$457,090.71

FEE TOTALS FOR YEAR 2007

	JAN	FEB	MARCH	APRIL	MAY	JUNE	JULY	AUG	SEPT	OCT	NOV	DEC	YEAR TO DATE
BUILDING PERMITS	\$4,366.00	\$10,769.00	\$69,886.00	\$7,411.00	\$7,048.00	\$25,158.00	\$7,998.00	\$9,953.00	\$2,159.00	\$32,808.00	\$11,174.00	\$1,079.00	\$189,809.00
UTILITY PERMITS	\$530.00	\$220.00	\$462.00	\$570.00	\$600.00	\$625.00	\$340.00	\$1,175.00	\$2,489.00	\$1,565.00	\$815.00	\$2,023.00	\$11,414.00
DEMOLITION PERMITS	\$0.00	\$100.00	\$100.00	\$0.00	\$0.00	\$897.00	\$100.00	\$900.00	\$300.00	\$1,831.00	\$0.00	\$300.00	\$4,528.00
SIGN PERMITS	\$152.00	\$287.00	\$60.00	\$151.00	\$237.00	\$269.00	\$504.00	\$0.00	\$65.00	\$108.00	\$285.00	\$120.00	\$2,238.00
PLUMBING PERMITS	\$3,640.00	\$8,004.00	\$4,752.00	\$24,314.00	\$9,524.00	\$5,204.00	\$3,628.00	\$4,260.00	\$7,592.00	\$2,644.00	\$6,780.00	\$5,364.00	\$85,706.00
HVAC PERMIT (MECH)	\$3,127.00	\$4,905.00	\$4,760.80	\$3,795.88	\$4,535.83	\$4,831.00	\$12,587.19	\$27,495.00	\$8,382.30	\$9,116.92	\$7,849.00	\$2,578.40	\$93,964.32
ELECTRICAL PERMITS	\$4,601.50	\$4,780.00	\$4,128.00	\$5,945.00	\$6,270.00	\$16,756.90	\$6,039.00	\$2,513.00	\$16,190.48	\$10,852.00	\$11,152.00	\$3,669.00	\$92,896.88
YEAR FEE TOTALS ONLY	\$16,416.50	\$29,065.00	\$84,148.80	\$42,186.88	\$28,214.83	\$53,740.90	\$31,196.19	\$46,296.00	\$37,177.78	\$58,924.92	\$38,055.00	\$15,133.40	\$480,556.20
PLAN REVIEWS	\$1,838.00	\$3,500.00	\$5,190.00	\$2,310.00	\$978.00	\$3,840.00	\$2,678.00	\$4,918.00	\$820.00	\$7,917.00	\$6,200.00	\$208.00	\$40,397.00
TEMPORARY C OF O'S	\$175.00	\$150.00	\$100.00	\$100.00	\$185.00	\$150.00	\$125.00	\$500.00	\$0.00	\$375.00	\$75.00	\$25.00	\$1,960.00
ELECTRICAL LICENSE-RENEW	\$0.00	\$0.00	\$0.00	\$0.00	\$350.00	\$5,125.00	\$3,625.00	\$1,000.00	\$0.00	\$0.00	\$125.00	\$0.00	\$10,225.00
ELECTRICAL NON-URBANA TRANSFERRED LICENSE	\$500.00	\$125.00	\$0.00	\$125.00	\$250.00	\$250.00	\$0.00	\$0.00	\$0.00	\$0.00	\$0.00	\$0.00	\$1,250.00
ELECTRICAL LICENSE FEE TOTALS	\$0.00	\$11,475.00	\$0.00	\$0.00	\$0.00	\$0.00	\$0.00	\$0.00	\$0.00	\$0.00	\$0.00	\$0.00	\$11,475.00
ELEVATOR PERMITS	\$0.00	\$0.00	\$0.00	\$0.00	\$0.00	\$0.00	\$0.00	\$7,100.00	\$0.00	\$0.00	\$0.00	\$0.00	\$7,100.00
RENTAL REGISTRATION	\$0.00	\$113,588.13	\$0.00	\$0.00	\$0.00	\$0.00	\$0.00	\$0.00	\$0.00	\$183,068.86	\$0.00	\$0.00	\$296,656.99
CERTIFIED HOUSING CONTRACT	\$0.00	\$0.00	\$0.00	\$0.00	\$0.00	\$21,244.50	\$0.00	\$0.00	\$0.00	\$0.00	\$0.00	\$0.00	\$21,244.50
YEAR TOTALS FOR THE MONTH-only includes group totals	\$18,429.50	\$44,190.00	\$89,438.80	\$44,596.88	\$29,377.83	\$57,730.90	\$33,999.19	\$51,714.00	\$37,997.78	\$67,216.92	\$44,330.00	\$15,366.40	\$534,388.20
								GRAND TOTAL of Bldg, Pln Rvw, Temp CofO, Elect, Rental Reg, Cert Hsg					\$859,389.69

